

# Amundi MSCI Greece UCITS ETF Dist

FACTSHEET

Marketing  
Communication

31/03/2024

EQUITY ■

## Key Information (Source: Amundi)

Net Asset Value (NAV) : **1.49 ( EUR )**  
NAV and AUM as of : **28/03/2024**  
Assets Under Management (AUM) :  
**149.84 ( million EUR )**  
ISIN code : **FR0010405431**  
Replication type : **Synthetical**  
Benchmark :  
**100% MSCI GREECE IMI + COCA COLA 20-35**  
French tax wrapper : **PEA eligible**  
Last coupon date : **12/12/2023**  
Latest coupons : **0.0300 ( EUR )**  
Date of the first NAV : **04/01/2007**  
First NAV : **13.23 ( EUR )**

## Objective and Investment Policy

The Lyxor MSCI Greece UCITS ETF - Dist is a UCITS compliant exchange traded fund that aims to track the MSCI Greece IMI + Coca-Cola 20-35 Net Total Return.

## Risk & Reward Profile (SRRI) (Source: Fund Admin)



Lower risk, potentially lower rewards  
Higher risk, potentially higher rewards

The SRRI represents the risk and return profile as presented in the Key Investor Information Document (KIID). The lowest category does not imply that there is no risk. The SRRI is not guaranteed and may change over time.

It is important for potential investors to evaluate the risks described below and in the fund prospectus which can be found on [www.amundief.com](http://www.amundief.com)

**CAPITAL AT RISK** : ETFs are tracking instruments: Their risk profile is similar to a direct investment in the Underlying Index. Investors' capital is fully at risk and investors may not get back the amount originally invested.

**REPLICATION RISK** : The fund objectives might not be reached due to unexpected events on the underlying markets which will impact the index calculation and the efficient fund replication.

**COUNTERPARTY RISK** : Investors are exposed to risks resulting from the use of an OTC Swap with MORGAN STANLEY BANK AG, SOCIETE GENERALE. In-line with UCITS guidelines, the exposure to the counterparty cannot exceed 10% of the total fund assets. Physically replicated ETFs may have counterparty risk resulting from the use of a Securities Lending Programme.

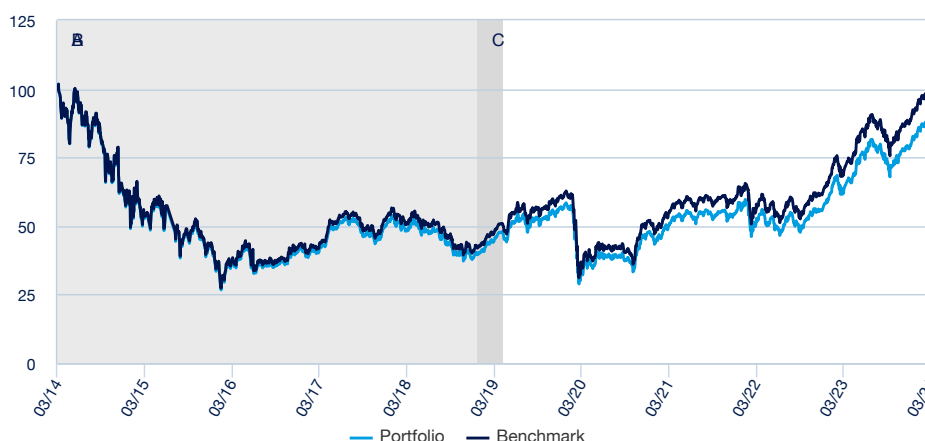
**UNDERLYING RISK** : The Underlying Index of a Amundi ETF may be complex and volatile. When investing in commodities, the Underlying Index is calculated with reference to commodity futures contracts exposing the investor to a liquidity risk linked to costs such as cost of carry and transportation. ETFs exposed to Emerging Markets carry a greater risk of potential loss than investment in Developed Markets as they are exposed to a wide range of unpredictable Emerging Market risks.

**CURRENCY RISK** : ETFs may be exposed to currency risk if the ETF is denominated in a currency different to that of the Underlying Index they are tracking. This means that exchange rate fluctuations could have a negative or positive effect on returns.

**LIQUIDITY RISK** : Liquidity is provided by registered market-makers on the respective stock exchange where the ETF is listed. On-exchange liquidity may be limited as a result of a suspension in the underlying market represented by the Underlying Index tracked by the ETF; a failure in the systems of one of the relevant stock exchanges, The market-maker systems; or an abnormal trading situation or event.

## Returns (Source: Fund Admin) - Past performance does not predict future returns

### Performances from 28/03/2014 to 28/03/2024 (Source : Fund Admin)



A : Jusqu'au 09/05/2019, les performances du Fonds indiquées correspondent à celles du FCP - Lyxor MSCI Greece UCITS ETF (le Fonds absorbé). Ce Dernier a été absorbé par le Fonds le 09/05/2019

B : Jusqu'au 18/01/2019, l'Indice de Référence du Fonds était le FTSE/ATHEX Large Cap Net Total Return.

C : Jusqu'au 09/05/2019, les performances du Fonds indiquées correspondent à celles du FCP - Lyxor MSCI Greece UCITS ETF (le Fonds absorbé). Ce dernier a été absorbé par le Fonds le 09/05/2019.

### Cumulative returns\* (Source: Fund Admin)

	YTD	1 month	3 months	1 year	3 years	5 years	10 years
	29/12/2023	29/02/2024	29/12/2023	31/03/2023	31/03/2021	29/03/2019	31/03/2014
<b>Portfolio</b>	9.53%	-1.09%	9.53%	35.48%	70.85%	92.56%	-14.21%
<b>Benchmark</b>	9.79%	-1.02%	9.79%	37.01%	75.53%	102.58%	-4.00%
<b>Spread</b>	-0.26%	-0.08%	-0.26%	-1.53%	-4.69%	-10.03%	-10.21%

### Calendar year performance\* (Source: Fund Admin)

	2023	2022	2021	2020	2019	2018	2017	2016	2015	2014
<b>Portfolio</b>	40.05%	2.96%	14.91%	-15.98%	46.06%	-22.30%	20.74%	-4.05%	-30.33%	-31.41%
<b>Benchmark</b>	41.65%	3.59%	16.04%	-14.92%	47.72%	-21.33%	22.14%	-2.88%	-29.40%	-30.65%
<b>Spread</b>	-1.60%	-0.63%	-1.13%	-1.06%	-1.66%	-0.97%	-1.40%	-1.17%	-0.94%	-0.76%

Performances related to distributing ETF are calculated reinvesting dividends into the ETF performance

\* Source : Amundi. The above cover complete periods of 12 months for each calendar year. **Past performance is no predictor of current and future results and does not guarantee future yield**. Any losses or gains do not take into consideration any costs, commissions and fees incurred by the investor in the issue and buyout of the shares (e.g. taxes, brokerage fees or other commissions deducted by the financial intermediary). If performance is calculated in a currency other than the euro, any losses or gains generated can thereby be affected by exchange rate fluctuations (both upward and downward). The discrepancy accounts for the performance difference between the portfolio and the index.

## EQUITY ■

## Index Data (Source : Amundi)

## Description of the Index

The index is designed to represent the performance of the large, mid and small cap segments of the Greek market, covering about 99% of the Greek equity universe. The index also includes Coca-Cola HBC CDI. The weight of the largest constituent is capped at 35%, with weights of all other constituents capped at 20%. The full index methodology is available at [www.msci.com](http://www.msci.com).

## Information (Source: Amundi)

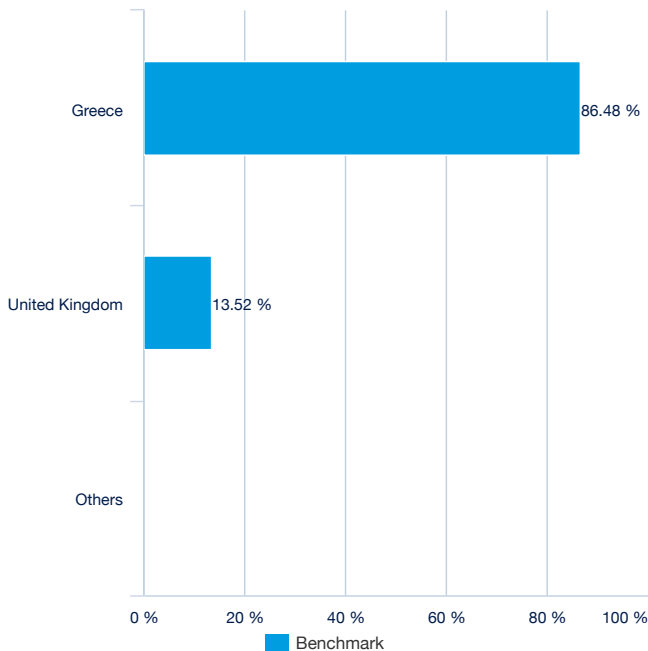
Asset class : **Equity**  
Exposure : **Emergents Europe**

Holdings : **24**

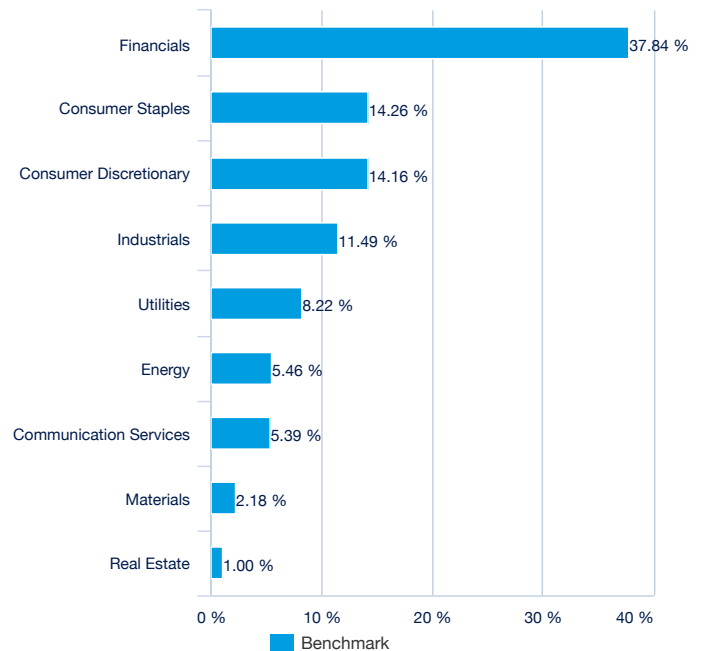
## Top 10 benchmark holdings (source : Amundi)

	% of assets (Index)
COCA-COLA HBC AG-DI - LDN	13.52%
NATIONAL BANK OF GREECE SA NEW	11.83%
EUROBANK ERGASIAS SA	9.72%
PIRAEUS FINANCIAL HOLDINGS S	8.64%
ALPHA SERVICES AND HOLDINGS	7.64%
MYTILINEOS HOLDINGS	7.50%
JUMBO SA	6.48%
OPAP SA	6.47%
HELLENIC TELECOM-OTE	5.39%
PUBLIC POWER CORP	5.13%
<b>Total</b>	<b>82.33%</b>

## Geographical breakdown (Source: Amundi)



## Benchmark Sector breakdown (source : Amundi)



## EQUITY

## Listing data (source : Amundi)

Place	Hours	CCY	Mnemo	Bloomberg Ticker	Bloomberg iNAV	Reuters RIC	Reuters iNAV
Nyse Euronext Paris	9:00 - 17:30	EUR	GRE	GRE FP	GRCIV	LGRE.PA	GRCIV
Borsa Italiana	9:00 - 17:30	EUR	GRE	GRC IM	GRCIV	LGRE.MI	GRCIV
Deutsche Börse	9:00 - 17:30	EUR	GRE	LYXGRE GY	GRCIV	LYXGRE.DE	GRCIV

## Principal characteristics (Source : Amundi)

Fund structure	SICAV under French law
UCITS compliant	UCITS
Management Company	Amundi Asset Management
Administrator	SOCIETE GENERALE
Custodian	SGSS - Paris
Independent auditor	Deloitte & Associés
Share-class inception date	09/05/2019
Share-class reference currency	EUR
Classification	Euro zone equities
Type of shares	Accumulation and/or Distribution
ISIN code	FR0010405431
Minimum investment to the secondary market	1 Share(s)
Frequency of NAV calculation	Daily
Ongoing charges	0.45% ( realized ) - 31/10/2022
Entry charge (maximum)	10.00%
Exit charge (maximum)	5.00%
Fiscal year end	October

## Index Providers

THE SUB-FUND IS NOT SPONSORED, ENDORSED, SOLD OR PROMOTED BY MSCI INC. ("MSCI"), ANY OF ITS AFFILIATES, ANY OF ITS INFORMATION PROVIDERS OR ANY THIRD PARTY INVOLVED IN, OR RELATED TO, COMPILING OR CREATING ANY MSCI INDEX (COLLECTIVELY, THE "MSCI PARTIES"). THE MSCI INDICES ARE THE EXCLUSIVE PROPERTY OF MSCI AND ARE SERVICE MARKS OF MSCI OR ITS AFFILIATES. THE MSCI INDICES HAVE BEEN LICENSED FOR USE FOR CERTAIN PURPOSES BY AMUNDI. NONE OF THE MSCI PARTIES MAKES ANY REPRESENTATION OR WARRANTY, EXPRESS OR IMPLIED, TO THE ISSUER OR OWNERS OF THIS SUB-FUND OR ANY OTHER PERSON OR ENTITY REGARDING THE ADVISABILITY OF INVESTING IN SUB-FUNDS GENERALLY OR IN THIS PARTICULAR SUB-FUND OR THE ABILITY OF ANY MSCI INDEX TO TRACK CORRESPONDING STOCK MARKET PERFORMANCE. MSCI OR ITS AFFILIATES ARE THE LICENSORS OF CERTAIN TRADEMARKS, SERVICE MARKS AND TRADE NAMES AND OF THE MSCI INDICES WHICH ARE DETERMINED, COMPOSED AND CALCULATED BY MSCI WITHOUT REGARD TO AMUNDI OR THIS SUB-FUND OR THIS SUB-FUND'S UNITHOLDERS OR ANY OTHER PERSON OR ENTITY.

NONE OF THE MSCI PARTIES HAS ANY OBLIGATION TO TAKE THE NEEDS OF THE AMUNDI, THIS SUB-FUND'S UNITHOLDERS OR ANY OTHER PERSON OR ENTITY INTO CONSIDERATION IN DETERMINING, COMPOSING OR CALCULATING THE MSCI INDICES. NONE OF THE MSCI PARTIES IS RESPONSIBLE FOR OR HAS PARTICIPATED IN DETERMINATION OF THE TIMING OF, PRICES AT, OR QUANTITIES OF THIS SUB-FUND TO BE ISSUED OR IN THE DETERMINATION OR CALCULATION OF THE EQUATION BY OR THE CONSIDERATION INTO WHICH THIS SUB-FUND IS REDEEMABLE. FURTHERMORE, NONE OF THE MSCI PARTIES HAS ANY OBLIGATION OR LIABILITY TO THE ISSUER OR OWNERS OF THIS SUB-FUND OR ANY OTHER PERSON OR ENTITY IN CONNECTION WITH THE ADMINISTRATION, MARKETING OR OFFERING OF THIS SUB-FUND.

ALTHOUGH MSCI SHALL OBTAIN INFORMATION FOR INCLUSION IN OR FOR USE IN THE CALCULATION OF THE MSCI INDICES FROM SOURCES THAT MSCI CONSIDERS RELIABLE, NONE OF THE MSCI PARTIES WARRANTS OR GUARANTEES THE ORIGINALITY, ACCURACY AND/OR THE COMPLETENESS OF ANY MSCI INDEX OR ANY DATA INCLUDED THEREIN. NONE OF THE MSCI PARTIES MAKES ANY WARRANTY, EXPRESS OR IMPLIED, AS TO RESULTS TO BE OBTAINED BY THE ISSUER OF THE SUB-FUND, OWNERS OF THE SUB-FUND, OR ANY OTHER PERSON OR ENTITY, FROM THE USE OF ANY MSCI INDEX OR ANY DATA INCLUDED THEREIN. NONE OF THE MSCI PARTIES SHALL HAVE ANY LIABILITY FOR ANY ERRORS, OMISSIONS OR INTERRUPTIONS OF OR IN CONNECTION WITH ANY MSCI INDEX OR ANY DATA INCLUDED THEREIN. FURTHERMORE, NONE OF THE MSCI PARTIES MAKES ANY EXPRESS OR IMPLIED WARRANTIES OF ANY KIND, AND THE MSCI PARTIES HEREBY EXPRESSLY DISCLAIM ALL WARRANTIES OF MERCHANTABILITY AND FITNESS FOR A PARTICULAR PURPOSE, WITH RESPECT TO EACH MSCI INDEX AND ANY DATA INCLUDED THEREIN. WITHOUT LIMITING ANY OF THE FOREGOING, IN NO EVENT SHALL ANY OF THE MSCI PARTIES HAVE ANY LIABILITY FOR ANY DIRECT, INDIRECT, SPECIAL, PUNITIVE, CONSEQUENTIAL OR ANY OTHER DAMAGES (INCLUDING LOST PROFITS) EVEN IF NOTIFIED OF THE POSSIBILITY OF SUCH DAMAGES.

## Important information

This document is of a commercial nature and not of a regulatory nature.

It is each investor's responsibility to ascertain that it is authorised to subscribe, or invest into this product.

Prior to investing in the product, investors should seek independent financial, tax, accounting and legal advice.

Amundi MSCI Greece UCITS ETF is an investment company with Variable Capital (SICAV) incorporated under Luxembourg Law, listed on the official list of Undertakings for Collective Investment, authorised under Part I of the Luxembourg Law of 17th December 2010 (the "2010 Law") on Undertakings for Collective Investment in accordance with provisions of the Directive 2009/65/EC (the "2009 Directive") and subject to the supervision of the Commission de Surveillance du Secteur Financier (CSSF). The product is a sub-fund of Amundi MSCI Greece UCITS ETF and has been approved by the CSSF and has been notified to the AMF to be marketed in France.

Amundi Asset Management ("Amundi AM") recommend that investors read carefully the "risk factors" section of the product's prospectus and the "Risk and reward" section of the Key Investor Information Document (KIID). The prospectus in English and the KIID in French are available free of charge on [www.amundiETF.com](http://www.amundiETF.com) or upon request to [info@amundiETF.com](mailto:info@amundiETF.com)

The attention of investors is drawn to the fact that, the prospectus is only available in English.

Units of a specific UCITS ETF managed by an asset manager and purchased on the secondary market cannot usually be sold directly back to the asset manager itself. Investors must buy and sell units on a secondary market with the assistance of an intermediary (e.g. a stockbroker) and may incur fees for doing so. In addition, investors may pay more than the current net asset value when buying units and may receive less than the current net asset value when selling them.

Updated composition of the product's investment portfolio is available on [www.amundiETF.com](http://www.amundiETF.com). In addition, the indicative net asset value is published on the Reuters and Bloomberg pages of the product, and might also be mentioned on the websites of the stock exchanges where the product is listed.

There is no guarantee that the fund's objective will be met. The fund may not always be able to replicate exactly the performance of the index (or indices).

**This product includes a risk of capital loss.** The redemption value of this product may be less than the amount initially invested. In a worst case scenario, investors could sustain the loss of their entire investment.

The index referred to herein (the "Index") is not sponsored, approved or sold by Amundi Asset Management ("Amundi AM"). Amundi AM shall not assume any responsibility in this respect. The accuracy, completeness or relevance of the information which has been drawn from external sources is not guaranteed although it is drawn from sources reasonably believed to be reliable. Subject to any applicable law, Amundi AM shall not assume any liability in this respect. The market information displayed in this document is based on data at a given moment and may change from time to time.

**THIS DOCUMENT DOES NOT CONSTITUTE AN OFFER FOR SALE OF SECURITIES IN THE UNITED STATES OF AMERICA. THE PRODUCT HEREIN DESCRIBED WILL NOT BE REGISTERED UNDER THE U.S. SECURITIES ACT OF 1933, AS AMENDED (THE "U.S. SECURITIES ACT") AND MAY NOT BE OFFERED OR SOLD IN THE UNITED STATES OF AMERICA WITHOUT BEING REGISTERED OR BEING EXEMPTED FROM REGISTRATION UNDER THE U.S. SECURITIES ACT.**

This factsheet is issued by Amundi Asset Management, société anonyme à directoire et conseil de surveillance having its registered office at 91-93, boulevard Pasteur, 75015 Paris (France), 419 223 375 RCS Nanterre, authorized and regulated by the Autorité des marchés financiers (AMF). Amundi AM is represented in the UK by Amundi Asset Management UK LLP, which is authorized and regulated by Financial Conduct Authority in the UK.