Amundi PEA S&P 500 UCITS ETF Acc

FACTSHEET

Marketing Communication

31/10/2026

EQUITY

Objective and Investment Policy

The Fund is a passively managed index-based UCITS.The investment objective is to replicate, both upwards and downwards, the performance of the S&P 500 Net Total Return Index (net dividends reinvested) (the "Benchmark"), denominated in US dollars (USD) and representative of the performance of 500 large-cap stocks traded in the United States, while minimising the tracking error between the performance of the FCP and that of its Benchmark (the "Tracking Error").The expected Tracking Error under normal market conditions is indicated in the Fund's prospectus.The S&P website (www.spindices.com) contains more detailed information on the Benchmark.The Fund aims to achieve its objective through indirect replication, namely by entering into one or more OTC swaps (eligible forward financial instruments, "FFIs").The Fund may invest in a diversified portfolio of international equities, the performance of which will be exchanged against that of the Benchmark through the FFIs.The updated composition of the portfolio of securities held by the Fund is stated on the website amundietf.com.In addition, the indicative net asset value is shown on the Reuters and Bloomberg pages of the Fund and can also be stated on the websites of the Fund's listing markets.The Fund is eligible for the French Equity Savings Plan (PEA) and therefore invests a minimum of 75% of its assets in shares of companies in the European Union.

Performances from 31/10/2016 to 30/10/2026 (Source : Fund Admin)

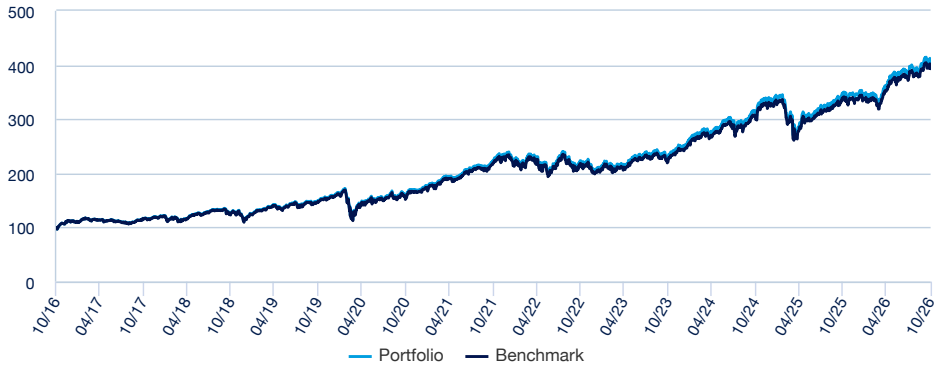

Risk indicators (Source: Fund Admin)

	1 year	3 years	5 years	Inception to date *
Portfolio volatility *	11.22%	14.31%	15.46%	16.43%
Benchmark volatility	11.22%	14.31%	15.46%	16.43%
Ex-post Tracking Error	0.02%	0.03%	0.04%	0.04%
Sharpe ratio	1.19	1.19	0.66	0.89

* Volatility is a statistical indicator that measures an asset's variations around its average value. For example, market variations of +/- 1.5% per day correspond to a volatility of 25% per year. The higher the volatility, the higher the risk.
The Tracking Error indicator measures the performance's difference between the fund and the benchmark

Cumulative returns* (Source: Fund Admin)

Since	YTD 31/12/2025	1 month 30/09/2026	3 months 31/07/2026	1 year 31/10/2025	3 years 31/10/2023	5 years 29/10/2021	Since 20/05/2014
Portfolio	17.17%	0.83%	4.48%	15.42%	75.74%	79.89%	496.92%
Benchmark	17.26%	0.85%	4.51%	15.51%	75.87%	79.35%	477.62%
Spread	-0.09%	-0.01%	-0.03%	-0.09%	-0.13%	0.54%	19.30%

Calendar year performance* (Source: Fund Admin)

	2025	2024	2023	2022	2021	2020	2019	2018	2017	2016
Portfolio	3.45%	32.85%	21.68%	-13.00%	38.23%	8.55%	33.74%	0.28%	6.88%	15.08%
Benchmark	3.54%	32.82%	21.41%	-13.17%	37.89%	8.03%	33.10%	-0.15%	6.37%	14.55%
Spread	-0.09%	0.03%	0.27%	0.17%	0.34%	0.52%	0.64%	0.43%	0.50%	0.53%

** Source : Amundi. The above cover complete periods of 12 months for each calendar year.* ***Past performance is no predictor of current and future results and does not guarantee future yield*** *. Any losses or gains do not take into consideration any costs, commissions and fees incurred by the investor in the issue and buyout of the shares (e.g. taxes, brokerage fees or other commissions deducted by the financial intermediary). If performance is calculated in a currency other than the euro, any losses or gains generated can thereby be affected by exchange rate fluctuations (both upward and downward). The discrepancy accounts for the performance difference between the portfolio and the index.*

Amundi PEA S&P 500 UCITS ETF Acc

FACTSHEET

Marketing Communication
31/10/2026

EQUITY

Risk Indicator ***(Source : Fund Admin)***



The SRI represents the risk and return profile as presented in the Key Information Document (KID). The lowest category does not imply that there is no risk. The SRI is not guaranteed and may change over time. The risk indicator assumes you keep the product for 5 years.
The summary risk indicator is a guide to the level of risk of this product compared to other products. It shows how likely it is that the product will lose money because of movement in the markets or because we are not able to pay you.

We have classified this product as 4 out of 7, which is a medium risk class. This rates the potential losses from future performance at a medium level, and poor market conditions could impact our capacity to pay you. Additional risks: Market liquidity risk could amplify the variation of product performances. The units are exposed to currency risk in so far as the components of the Benchmark may be denominated in currencies that are different from the currencies of the units and/or if the units are listed on certain markets in different currencies. The Fund is exposed to counterparty risk arising from its use of FFIs. This product does not include any protection from future market performance so you could lose some or all of your investment. Beside the risks included in the risk indicator, other risks may affect the Fund's performance. Please refer to the Amundi PEA S&P 500 UCITS ETF prospectus.

Characteristics (source: Amundi)

Net Asset Value (NAV)	**A : 59.69 EUR (30/10/2026)**
Assets Under Management (AUM)	**1,534.90 (million EUR ; 30/10/2026)**
ISIN code	**A : FR0011871128**
Replication type	**Synthetical**
Benchmark	**S&P 500**
Type of shares	**Accumulation**
Fund structure	Mutual Fund (FCP) under French law
UCITS compliant	UCITS
Management Company	Amundi Asset Management
Primary Market Maker	SOCIETE GENERALE
Administrator	SOCIETE GENERALE
Custodian	SGSS - Paris
Independent auditor	Deloitte & Associés
Sub-fund launch date	20/05/2014
Share-class inception date	20/05/2014
First NAV	10.00 (EUR ; 20/05/2014)
Sub-fund reference currency	EUR
Share-class reference currency	EUR
Minimum investment to the secondary market	1 Share(s)
Frequency of NAV calculation	Daily
Dealing times	Orders received each day D day before 6.30 pm
Fiscal year end	March
Performance fees	No
Benchmark index performance record	20/05/2014 : 100.00% S&P 500

Amundi PEA S&P 500 UCITS ETF Acc

EQUITY

FACTSHEET

Marketing Communication
31/10/2026

Index Data (Source : Amundi)

Description of the Index

The investment universe of the Index is identical to that of its parent index, the "S&P 500", which is designed to measure 500 large-cap stocks traded in the United States. The index methodology is built using a "Best-in-class" approach: The top-ranked companies are selected to build the index.

Information (Source: Amundi)

Asset class : **Equity**
Exposure : **USA**

Holdings : **503**

Top 10 benchmark holdings (source : Amundi)

	% of assets (Index)
NVIDIA CORP	7.78%
APPLE INC	7.66%
MICROSOFT CORP	5.92%
AMAZON.COM INC	3.60%
ALPHABET INC CL A	2.51%
BROADCOM INC	2.47%
META PLATFORMS INC-CLASS A	2.07%
ALPHABET INC CL C	2.02%
TESLA INC	1.71%
ELI LILLY & CO	1.65%
Total	**37.38%**

For illustrative purposes only and not a recommendation to buy or sell securities.

Geographical breakdown (for illustrative purposes only - Source: Amundi)

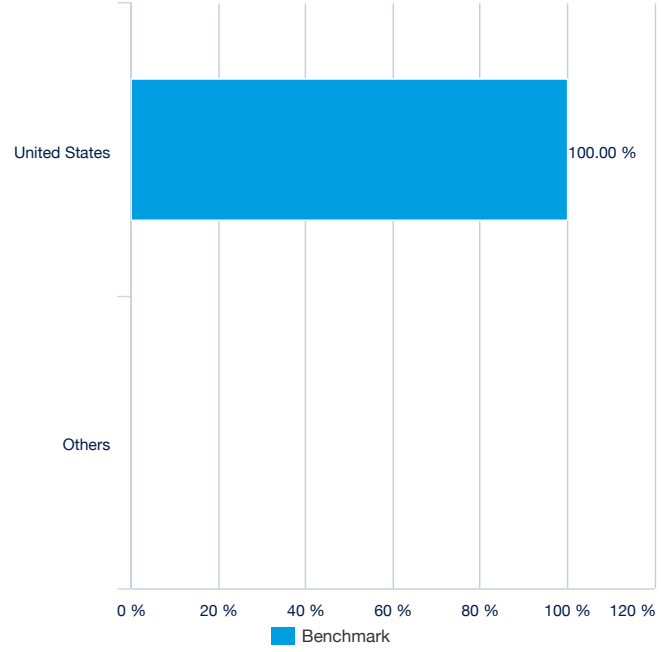

Benchmark Sector breakdown (for illustrative purposes only - Source : Amundi)

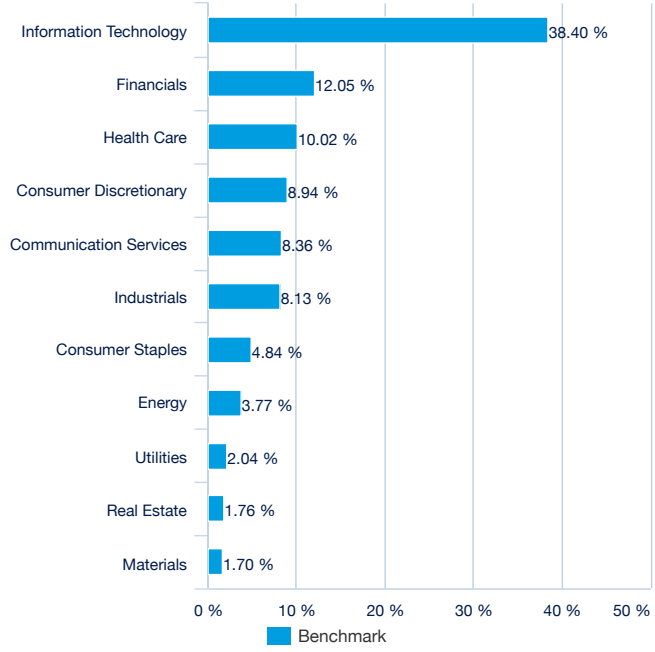

EQUITY

Listing data (source : Amundi)

Place	CCY	Bloomberg Ticker	Bloomberg iNAV	Reuters RIC	Reuters iNAV
Euronext Paris	EUR	PSP5 FP	PSP5IV	PSP5.PA	PSP5INAV=SOLA

Index Providers

THE SUB-FUND IS NOT SPONSORED, ENDORSED, SOLD OR PROMOTED BY STANDARD & POOR'S OR ITS AFFILIATES ("S&P"). S&P MAKES NO REPRESENTATION, CONDITION OR WARRANTY, EXPRESS OR IMPLIED, TO THE OWNERS OF THE SUB-FUND OR ANY MEMBER OF THE PUBLIC REGARDING THE ADVISABILITY OF INVESTING IN SECURITIES GENERALLY OR IN THE SUB-FUND PARTICULARLY OR THE ABILITY OF THE INDEX TO TRACK THE PERFORMANCE OF CERTAIN FINANCIAL MARKETS AND/OR SECTIONS THEREOF AND/OR OF GROUPS OF ASSETS OR ASSET CLASSES. S&P'S ONLY RELATIONSHIP BETWEEN S&P AND AMUNDI IS THE LICENSING OF CERTAIN TRADEMARKS AND TRADE NAMES AND OF THE INDEX, WHICH IS DETERMINED, COMPOSED AND CALCULATED BY S&P WITHOUT REGARD TO AMUNDI OR THE SUB-FUND. S&P HAS NO OBLIGATION TO TAKE INTO CONSIDERATION THE NEEDS OF AMUNDI OR OF INVESTORS IN DETERMINING, COMPOSING OR CALCULATING THE INDEX. S&P IS NOT LIABLE FOR AND HAS NOT PARTICIPATED IN THE DETERMINATION OF THE SUB-FUND'S PRICES AND NAV, IN THE TIMING OF THE ISSUANCE OR SALE OF THE SUB-FUND OR IN THE DETERMINATION OR CALCULATION OF THE EQUATION BY WHICH THE FUND SHARES ARE CONVERTED INTO CASH. S&P HAS NO OBLIGATION OR LIABILITY IN CONNECTION WITH THE ADMINISTRATION, MARKETING, OR TRADING OF THE SUB-FUND. S&P DOES NOT GUARANTEE THE ACCURACY AND/OR THE COMPLETENESS OF THE INDEX OR ANY DATA INCLUDED THEREIN AND S&P SHALL HAVE NO LIABILITY FOR ANY ERRORS, OMISSIONS, OR INTERRUPTIONS THEREIN. S&P MAKES NO WARRANTY, CONDITION OR REPRESENTATION, EXPRESS OR IMPLIED, AS TO RESULTS TO BE OBTAINED BY AMUNDI, INVESTORS, OR ANY OTHER PERSON OR ENTITY FROM THE USE OF THE INDEX OR ANY DATA INCLUDED THEREIN. S&P MAKES NO EXPRESS OR IMPLIED WARRANTIES, REPRESENTATIONS OR CONDITIONS, AND EXPRESSLY DISCLAIMS ALL WARRANTIES OR CONDITIONS OF MERCHANTABILITY OR FITNESS FOR A PARTICULAR PURPOSE OR USE AND ANY OTHER EXPRESS OR IMPLIED WARRANTY OR CONDITION WITH RESPECT TO THE INDEX OR ANY DATA INCLUDED THEREIN. WITHOUT LIMITING ANY OF THE FOREGOING, IN NO EVENT SHALL S&P HAVE ANY LIABILITY FOR ANY SPECIAL, PUNITIVE, INDIRECT, OR CONSEQUENTIAL DAMAGES (INCLUDING LOST PROFITS) RESULTING FROM THE USE OF THE INDEX OR ANY DATA INCLUDED THEREIN, EVEN IF NOTIFIED OF THE POSSIBILITY OF SUCH DAMAGES.

Important information

Note on the Fund management company and the fund
French fund ''Fonds Commun de Placement'' authorized by the AMF (Autorité des Marchés Financiers), (the ''UCITS'' or the ''Fund'').
The Fund is described in a Key Information Document (KID), or Key Investor Information Document (KIID) for UK investors, and prospectus. The Funds KID, or KIID for UK investors, must be made available to potential subscribers prior to subscription.
The Funds reference material (KIID, prospectus, annual and semi-annual reports) can be obtained from Amundi on request, or obtained via the amundietf.com website.

In the United Kingdom (the "UK"), this website is being issued by Amundi (UK) Limited, 77 Coleman Street, London EC2R 5BJ, UK. Amundi (UK) Limited is authorised and regulated by the Financial Conduct Authority ("FCA") and entered on the FCA's Financial Services Register under number 114503. This may be checked at https://register.fca.org.uk/ and further information of its authorisation is available on request. Each fund and its relevant sub-fund(s) under its respective fund range that is referred to in this website (each, a "Fund") is a recognised collective investment scheme for the purposes of Section 264 of the Financial Services and Markets Act 2000 (the "FSMA").
Potential investors in the UK should be aware that none of the protections afforded by the UK regulatory system will apply to an investment in a Fund and that compensation will not be available under the UK Financial Services Compensation Scheme.
Regarding Funds admitted on a regulated market, the listing is subject to a volatility control mechanisms to ensure that the ETF price does not deviate significantly from a reference price set by the listing rules of the relevant regulated market, notably through the implementation of a trading halt mechanism in case of significant deviation from this reference price.
The Fund offers no capital guarantee. Investors may not get back the full amount of their initial investment, particularly in the event that the benchmark index falls. Subscribing to a UCITS may involve risks. Potential investors are advised to read the Funds risk profile, which is described in detail in the prospectus. The amount that is reasonable to invest in the Fund will depend on the personal circumstances of each investor. To determine this amount, investors should take into account their financial situation, personal assets, and current and future requirements, as well as considering their willingness to accept risks or conversely their preference to invest cautiously. Investors are also strongly recommended to sufficiently diversify their investments so as to avoid being exposed solely to the risks of this Fund. Investors should therefore seek advice in this regard from their usual advisors (legal, tax, financial and/or accounting) before purchasing any units of the Fund.
The source of the data contained in this document is Amundi Asset Management unless otherwise stated.

Policy regarding portfolio transparency and warning on secondary market
The policy regarding portfolio transparency and information on the funds assets are available on amundietf.com. Shares purchased on the secondary market cannot usually be sold directly back to the fund. Investors must buy and sell shares on a secondary market with the assistance of an intermediary (e.g. a stockbroker) and may incur fees for doing so. Investors may pay more than the current net asset value when buying shares and may receive less than the current net asset value when selling them.