Amundi MSCI World Ex USA Screened UCITS ETF Acc

FACTSHEET

Marketing Communication

31/10/2026

EQUITY

Objective and Investment Policy

The Fund is a passively managed index-based UCITS. The Fund promotes environmental and/or social characteristics within the meaning of Article 8 of the Disclosure Regulation The Fund's objective is to replicate, both upwards and downwards, the performance of the MSCI World Ex USA Screened ex-Thermal Coal index (the "Benchmark"), denominated in US dollars (USD), while minimising the tracking error between the Fund's performance and that of the Benchmark. The expected level of the Tracking Error under normal market conditions is indicated in the Fund prospectus. The Benchmark is representative of the performance of large- and mid-cap companies in developed countries, excluding companies in the MSCI World Ex USA index (the "Parent Index") based on environmental, social and governance (ESG) criteria (for example, exclusion based on commercial activities, including controversial weapons) and aiming for at least a 30% reduction in carbon intensity compared to its Parent Index. Its characteristics are as follows: The eligible universe includes all the securities that make up the Parent Index. The components of the Index are selected by applying a combination of value-based exclusions and an iterative process to reduce the intensity of carbon emissions compared to its Parent Index. The methodology of the Benchmark is aligned with certain criteria such as: i. Exclusion of certain activities based on ESG criteria, including tobacco, controversial weapons, civilian firearms, Arctic oil and gas, palm oil, thermal coal reserves and thermal coal power generation. In addition, on the basis of ratings and within the limits of the thresholds defined by MSCI, companies identified as being involved in ESG controversies or not respecting the United Nations Global Compact ("UNGC") are excluded from the Index. ii. A minimum reduction of 30% in greenhouse gas (GHG) intensity compared to the Parent Index The ESG rating methodology is based on key ESG issues including, but not limited to, water stress, carbon emissions, personnel management or business ethics. For more information on the general and specific environmental, social and governance (ESG) objectives targeted by the Sub-fund, please refer to the Sub-fund's Transparency Code available on https://amundietf.com/. The limitations of the benchmark methodology are described in the Fund's prospectus through risk factors such as market risk related to controversies and risks related to ESG methodologies and the calculation of the ESG score. The ESG score of companies is calculated by an ESG rating agency using raw data, models and estimates collected and calculated using proprietary methods. Due to the lack of standardisation and the uniqueness of each methodology, the information provided may be incomplete. Assessment of sustainability risks is complex and may be based on ESG data that is difficult to obtain, incomplete, estimated, outdated and/or materially inaccurate. Even when identified, there is no guarantee that this data will be correctly assessed. Additional information on the MSCI indices is available on the MSCI website (www.msci.com). The Benchmark is a net total return index. A net total return index measures the performance of the components of the Benchmark based on the criterion that any dividend or distribution is included in the returns of the Benchmark after deducting any withholding tax. The Sub-fund aims to achieve its objective through direct replication, i.e. by primarily investing in a basket of assets consisting of the securities comprising the Benchmark and/or eligible financial instruments representing all or part of the securities comprising the Benchmark. The updated composition of the portfolio of securities held by the Fund is mentioned on the website amundietf.com. In addition, the indicative net asset value appears on the Fund's Reuters and Bloomberg pages and may also be mentioned on the Fund's stock exchange websites.

Performances from 31/10/2016 to 30/10/2026 (Source : Fund Admin)

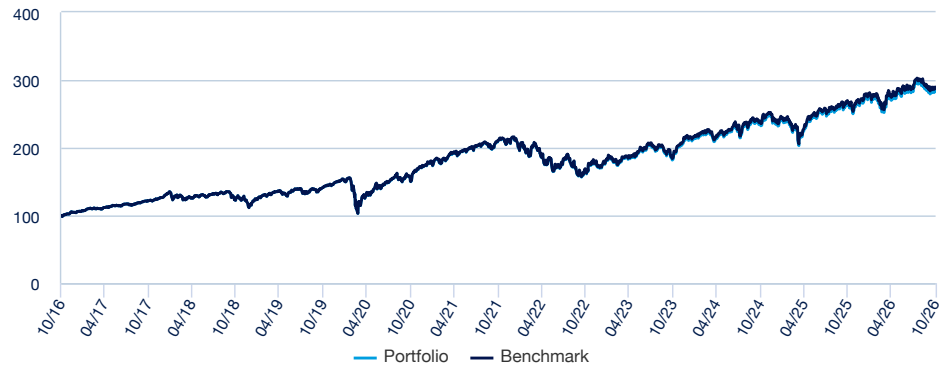

Risk indicators (Source: Fund Admin)

	1 year	3 years	5 years	Inception to date *
Portfolio volatility *	12.43%	13.48%	15.87%	16.43%
Benchmark volatility	12.42%	13.51%	15.88%	16.43%
Ex-post Tracking Error	0.21%	0.19%	0.15%	0.11%
Sharpe ratio	0.31	0.68	0.13	0.51

* Volatility is a statistical indicator that measures an asset's variations around its average value. For example, market variations of +/- 1.5% per day correspond to a volatility of 25% per year. The higher the volatility, the higher the risk.
The Tracking Error indicator measures the performance's difference between the fund and the benchmark

Cumulative returns* (Source: Fund Admin)

	YTD	1 month	3 months	1 year	3 years	5 years	Since
Since	31/12/2025	30/09/2026	31/07/2026	31/10/2025	31/10/2023	29/10/2021	26/10/2016
Portfolio	6.71%	-0.61%	-1.72%	7.75%	54.14%	35.01%	181.74%
Benchmark	6.88%	-0.61%	-1.70%	7.94%	54.79%	36.83%	186.33%
Spread	-0.17%	0.00%	-0.02%	-0.19%	-0.64%	-1.81%	-4.59%

Calendar year performance* (Source: Fund Admin)

	2025	2024	2023	2022	2021	2020	2019	2018	2017	2016
Portfolio	12.83%	9.42%	25.40%	-20.06%	22.76%	16.65%	28.09%	-7.60%	21.68%	-
Benchmark	12.88%	9.60%	26.10%	-19.73%	22.73%	16.86%	28.22%	-7.58%	21.68%	-
Spread	-0.05%	-0.19%	-0.70%	-0.33%	0.03%	-0.21%	-0.13%	-0.02%	0.00%	-

** Source : Amundi. The above cover complete periods of 12 months for each calendar year.* ***Past performance is no predictor of current and future results and does not guarantee future yield*** *. Any losses or gains do not take into consideration any costs, commissions and fees incurred by the investor in the issue and buyout of the shares (e.g. taxes, brokerage fees or other commissions deducted by the financial intermediary). If performance is calculated in a currency other than the euro, any losses or gains generated can thereby be affected by exchange rate fluctuations (both upward and downward). The discrepancy accounts for the performance difference between the portfolio and the index.*

Amundi MSCI World Ex USA Screened UCITS ETF Acc

FACTSHEET

Marketing Communication
31/10/2026

EQUITY

Risk & Reward Profile (SRRI) (Source: Fund Admin)



Lower risk, potentially lower rewards

Higher risk, potentially higher rewards

The SRRI represents the risk and return profile as presented in the Key Investor Information Document (KIID). The lowest category does not imply that there is no risk. The SRRI is not guaranteed and may change over time.

We have classified this product as 4 out of 7, which is a medium risk class. This rates the potential losses from future performance at a medium level, and poor market conditions could impact our capacity to pay you. Additional risks: Market liquidity risk could amplify the variation of product performances. This product does not include any protection from future market performance so you could lose some or all of your investment. Beside the risks included in the risk indicator, other risks may affect the Sub-fund's performance. Please refer to the MULTI UNITS FRANCE prospectus.

Characteristics (source: Amundi)

Net Asset Value (NAV)	**A : 281.74 USD (30/10/2026)**
Assets Under Management (AUM)	**5.18 (million USD ; 30/10/2026)**
ISIN code	**A : FR0013209921**
Bloomberg code	**A : MXWUSCNU**
Reuters code	**A : LP68397107**
Replication type	**Physical**
Benchmark	**100% MSCI WORLD EX USA SCREENED SELECT EX THERMAL COAL**
Type of shares	**Accumulation**
Fund structure	SICAV under French law
UCITS compliant	UCITS
Management Company	Amundi Asset Management
Primary Market Maker	SOCIETE GENERALE
Administrator	SOCIETE GENERALE
Custodian	SGSS - Paris
Independent auditor	Deloitte & Associés
Sub-fund launch date	26/10/2016
Share-class inception date	26/10/2016
First NAV	100.00 (USD ; 26/10/2016)
Sub-fund reference currency	USD
Share-class reference currency	USD
Minimum investment to the secondary market	1 Share(s)
Frequency of NAV calculation	Daily
Dealing times	Orders received each day D day before 6.30 pm
Fiscal year end	October
Performance fees	No
Benchmark index performance record	12/03/2026 : 100.00% MSCI WORLD EX USA SCREENED SELECT EX THERMAL COAL 12/09/2023 : 100.00% MSCI WORLD EX EMU SRI FILTERED PAB INDEX 26/10/2016 : 100.00% MSCI WORLD EX EMU SEL ESG RATING & TREND LEAD

Amundi MSCI World Ex USA Screened UCITS ETF Acc

FACTSHEET

Marketing Communication
31/10/2026

EQUITY

Index Data (Source : Amundi)

Description of the Index

The Benchmark Index is representative of the performance of large- and mid-cap companies in developed countries, excluding Eurozone countries, selected on the basis of a rating that takes into account environmental, social and governance (ESG) criteria and excludes companies whose products have a negative social or environmental impact.

Information (Source: Amundi)

Asset class : **Equity**
Exposure : **International**

Holdings : **679**

Top 10 benchmark holdings (source : Amundi)

	% of assets (Index)
ASML HOLDING NV	2.99%
ROCHE HLDG AG-GENUSS CHF	1.56%
SHELL PLC GBP	1.38%
HSBC HOLDING PLC GBP	1.36%
NOVARTIS AG-REG	1.34%
ROYAL BANK OF CANADA	1.31%
ASTRAZENECA GBP	1.21%
SAP SE / XETRA	1.08%
MITSUBISHI UFJ FIN	1.07%
SIEMENS AG-REG	1.01%
Total	**14.32%**

For illustrative purposes only and not a recommendation to buy or sell securities.

Geographical breakdown (for illustrative purposes only - Source: Amundi)

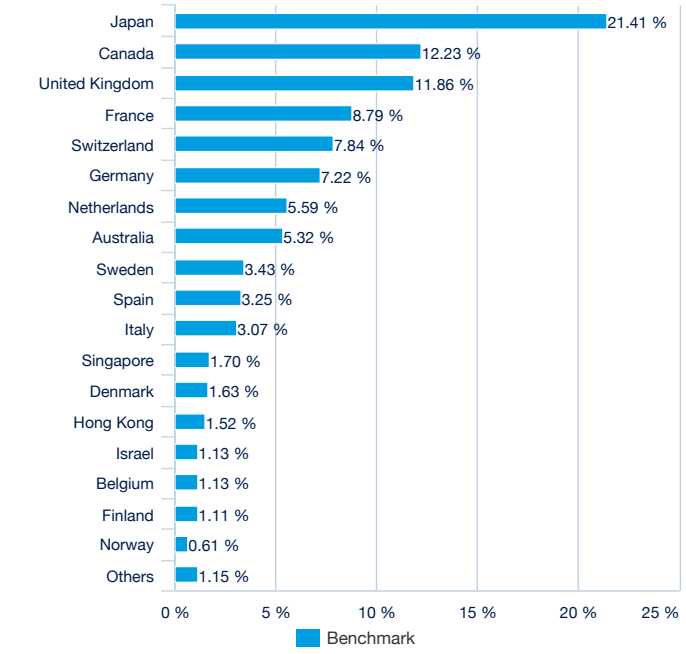

Benchmark Sector breakdown (for illustrative purposes only - Source : Amundi)

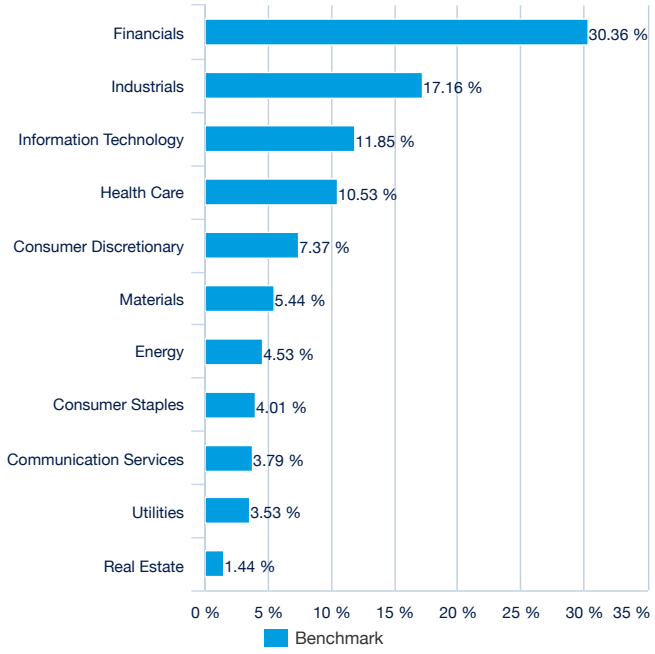

EQUITY

Listing data (source : Amundi)

Place	CCY	Bloomberg Ticker	Bloomberg iNAV	Reuters RIC	Reuters iNAV
Deutsche Boerse (Xetra)	EUR	WLXU GY	WLDXIV	WLXU.DE	WLDXINAV=SOLA
Euronext Milan	EUR	WLDX IM	WLDXIV	WLDX.MI	WLDXINAV=SOLA

Index Providers

THE SUB-FUND IS NOT SPONSORED, ENDORSED, SOLD OR PROMOTED BY MSCI INC. ("MSCI"), ANY OF ITS AFFILIATES, ANY OF ITS INFORMATION PROVIDERS OR ANY THIRD PARTY INVOLVED IN, OR RELATED TO, COMPILING OR CREATING ANY MSCI INDEX (COLLECTIVELY, THE "MSCI PARTIES"). THE MSCI INDICES ARE THE EXCLUSIVE PROPERTY OF MSCI AND ARE SERVICE MARKS OF MSCI OR ITS AFFILIATES. THE MSCI INDICES HAVE BEEN LICENSED FOR USE FOR CERTAIN PURPOSES BY AMUNDI. NONE OF THE MSCI PARTIES MAKES ANY REPRESENTATION OR WARRANTY, EXPRESS OR IMPLIED, TO THE ISSUER OR OWNERS OF THIS SUB-FUND OR ANY OTHER PERSON OR ENTITY REGARDING THE ADVISABILITY OF INVESTING IN SUBFUNDS GENERALLY OR IN THIS PARTICULAR SUB-FUND OR THE ABILITY OF ANY MSCI INDEX TO TRACK CORRESPONDING STOCK MARKET PERFORMANCE. MSCI OR ITS AFFILIATES ARE THE LICENSORS OF CERTAIN TRADEMARKS, SERVICE MARKS AND TRADE NAMES AND OF THE MSCI INDICES WHICH ARE DETERMINED, COMPOSED AND CALCULATED BY MSCI WITHOUT REGARD TO AMUNDI OR THIS SUB-FUND OR THIS SUB-FUND'S UNITHOLDERS OR ANY OTHER PERSON OR ENTITY. NONE OF THE MSCI PARTIES HAS ANY OBLIGATION TO TAKE THE NEEDS OF THE AMUNDI, THIS SUB-FUND'S UNITHOLDERS OR ANY OTHER PERSON OR ENTITY INTOCONSIDERATION IN DETERMINING, COMPOSING OR CALCULATING THE MSCI INDICES. NONE OF THE MSCI PARTIES IS RESPONSIBLE FOR OR HAS PARTICIPATED IN DETERMINATION OF THE TIMING OF, PRICES AT, OR QUANTITIES OF THIS SUB-FUND TO BE ISSUED OR IN THE DETERMINATION OR CALCULATION OF THE EQUATION BY OR THE CONSIDERATION INTO WHICH THIS SUB-FUND IS REDEEMABLE. FURTHERMORE, NONE OF THE MSCI PARTIES HAS ANY OBLIGATION OR LIABILITY TO THE ISSUER OR OWNERS OF THIS SUB-FUND OR ANY OTHER PERSON OR ENTITY IN CONNECTION WITH THE ADMINISTRATION, MARKETING OR OFFERING OF THIS SUB-FUND. ALTHOUGH MSCI SHALL OBTAIN INFORMATION FOR INCLUSION IN OR FOR USE IN THE CALCULATION OF THE MSCI INDICES FROM SOURCES THAT MSCI CONSIDERS RELIABLE, NONE OF THE MSCI PARTIES WARRANTS OR GUARANTEES THE ORIGINALITY, ACCURACY AND/OR THE COMPLETENESS OF ANY MSCI INDEX OR ANY DATA INCLUDED THEREIN. NONE OF THE MSCI PARTIES MAKES ANY WARRANTY, EXPRESS OR IMPLIED, AS TO RESULTS TO BE OBTAINED BY THE ISSUER OF THE SUB-FUND, OWNERS OF THE SUB-FUND, OR ANY OTHER PERSON OR ENTITY, FROM THE USE OF ANY MSCI INDEX OR ANY DATA INCLUDED THEREIN. NONE OF THE MSCI PARTIES SHALL HAVE ANY LIABILITY FOR ANY ERRORS, OMISSIONS OR INTERRUPTIONS OF OR IN CONNECTION WITH ANY MSCI INDEX OR ANY DATA INCLUDED THEREIN. FURTHERMORE, NONE OF THE MSCI PARTIES MAKES ANY EXPRESS OR IMPLIED WARRANTIES OF ANY KIND, AND THE MSCI PARTIES HEREBY EXPRESSLY DISCLAIM ALL WARRANTIES OF MERCHANTABILITY AND FITNESS FOR A PARTICULAR PURPOSE, WITH RESPECT TO EACH MSCI INDEX AND ANY DATA INCLUDED THEREIN. WITHOUT LIMITING ANY OF THE FOREGOING, IN NO EVENT SHALL ANY OF THE MSCI PARTIES HAVE ANY LIABILITY FOR ANY DIRECT, INDIRECT, SPECIAL, PUNITIVE, CONSEQUENTIAL OR ANY OTHER DAMAGES (INCLUDING LOST PROFITS) EVEN IF NOTIFIED OF THE POSSIBILITY OF SUCH DAMAGES.

Amundi Asset Management, SAS (French : Société par Actions Simplifiée) with a capital of 1 143 615 555 €
AMF approved Portfolio Management Company- GP number 04000036
Corporate address: 91-93, Boulevard Pasteur - 75015 Paris- France 437 574 452 RCS Paris

Important information

Note on the Fund management company and the fund

The Fund is described in a Key Information Document (KID), or Key Investor Information Document (KIID) for UK investors, and prospectus. The Funds KID, or KIID for UK investors, must be made available to potential subscribers prior to subscription.
The prospectus in Dutch for French UCITS ETFs, for Luxembourg UCITS ETFs and Irish ETFs, and the KID in English are available free of charge on www.amundi.com. They are also available from the headquarters of Amundi Luxembourg S.A. (as the management company of Amundi Index Solutions and Multi Units Luxembourg), or the headquarters of Amundi Asset Management (as the management company of French FCPs and Multi Units France), or at the headquarters of Amundi Ireland Limited (as the management company of Amundi ETF ICAV and Amundi ETF II ICAV). Regarding Funds admitted on a regulated market, the listing is subject to a volatility control mechanisms to ensure that the ETF price does not deviate significantly from a reference price set by the listing rules of the relevant regulated market, notably through the implementation of a trading halt mechanism in case of significant deviation from this reference price.

The Fund offers no capital guarantee. Investors may not get back the full amount of their initial investment, particularly in the event that the benchmark index falls. Subscribing to a UCITS may involve risks. Potential investors are advised to read the Funds risk profile, which is described in detail in the prospectus. The amount that is reasonable to invest in the Fund will depend on the personal circumstances of each investor. To determine this amount, investors should take into account their financial situation, personal assets, and current and future requirements, as well as considering their willingness to accept risks or conversely their preference to invest cautiously. Investors are also strongly recommended to sufficiently diversify their investments so as to avoid being exposed solely to the risks of this Fund. Investors should therefore seek advice in this regard from their usual advisors (legal, tax, financial and/or accounting) before purchasing any units of the Fund.
The source of the data contained in this document is Amundi Asset Management unless otherwise stated.

Policy regarding portfolio transparency and warning on secondary market
The policy regarding portfolio transparency and information on the funds assets are available on amundietf.com. Shares purchased on the secondary market cannot usually be sold directly back to the fund. Investors must buy and sell shares on a secondary market with the assistance of an intermediary (e.g. a stockbroker) and may incur fees for doing so. Investors may pay more than the current net asset value when buying shares and may receive less than the current net asset value when selling them.