

AMUNDI ETF iSTOXX Europe Multi-Factor Market Neutral UCITS ETF

FACTSHEET

31/03/2021

EQUITY ■

Key Information (source : Amundi)

Net Asset Value (NAV) : **20.88 (EUR)**
 NAV and AUM as of : **31/03/2021**
 Assets Under Management (AUM) :
53.27 (million EUR)
 ISIN code : **FR0013284304**
 Benchmark :
ISTOXX EUROPE MULTI FACTOR MARKET NEUTRAL

Investment Objective

Amundi ETF iSTOXX Europe Multi-Factor Market Neutral UCITS ETF seeks to replicate, as closely as possible, the performance of the "strategy" index iSTOXX Europe Multi-Factor Market Neutral, net reinvested dividends (net return), whether it is rising or falling in one single transaction. This ETF aims to capture the potential long term outperformance of market's risk premia while offsetting the European equity markets' movements.

Risk & Reward Profile (SRII)



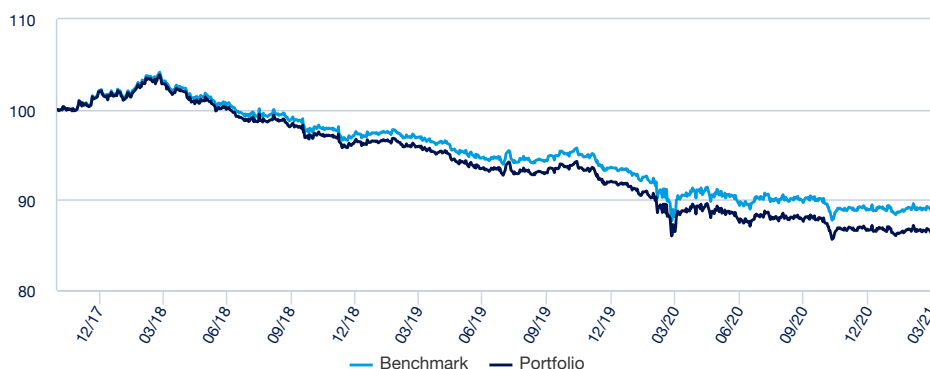
Lower risk, potentially lower rewards

Higher risk, potentially higher rewards

The SRII represents the risk and return profile as presented in the Key Investor Information Document (KIID). The lowest category does not imply that there is no risk. The SRII is not guaranteed and may change over time.

Returns

Performances from 31/10/2017 to 31/03/2021



Risk indicators

	1 year	3 years	Inception to date
Portfolio volatility	3.73%	3.35%	3.48%
Benchmark volatility	3.73%	3.35%	3.48%
Ex-post Tracking Error	0.01%	0.01%	0.01%
Sharpe ratio	-0.04	-1.53	-1.05

Cumulative returns*

	YTD	1 month	3 months	1 year	3 years	5 years	Since
Since	31/12/2020	26/02/2021	31/12/2020	31/03/2020	29/03/2018	-	31/10/2017
Portfolio	-0.29%	-0.49%	-0.29%	-0.75%	-16.03%	-	-13.64%
Benchmark	-0.07%	-0.41%	-0.07%	0.14%	-13.91%	-	-11.19%
Spread	-0.22%	-0.08%	-0.22%	-0.89%	-2.12%	-	-2.45%

Calendar year performance*

	2020	2019	2018	2017	2016
Portfolio	-5.85%	-4.89%	-5.15%	-	-
Benchmark	-5.01%	-4.11%	-4.43%	-	-
Spread	-0.84%	-0.77%	-0.72%	-	-

* Source : Amundi. The above cover complete periods of 12 months for each calendar year. Past performance is no predictor of current and future results and does not guarantee future yield. Any losses or gains do not take into consideration any costs, commissions and fees incurred by the investor in the issue and buyout of the shares (e.g. taxes, brokerage fees or other commissions deducted by the financial intermediary). If performance is calculated in a currency other than the euro, any losses or gains generated can thereby be affected by exchange rate fluctuations (both upward and downward). The discrepancy accounts for the performance difference between the portfolio and the index.

EQUITY

Meet the Team



Lionel Brafman
Head of the Index & Multistrategies team



Zhicong Mou
Portfolio Manager - Index & Multistrategies



Isabelle Lafargue
Co-Portfolio Manager

Index Data

Description

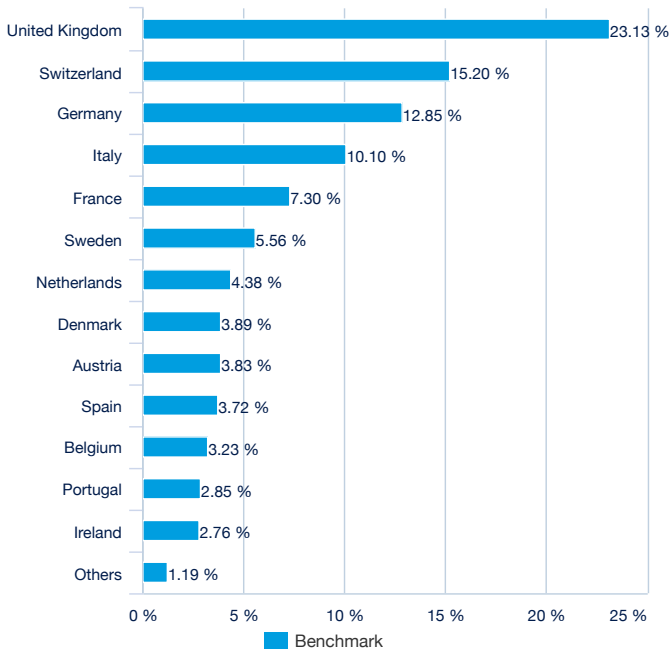
The objective of the iSTOXX Europe Multi-Factor Market Neutral Strategy Index is to be exposed to the performance gap between the iSTOXX Europe Multi-Factor index and the STOXX Europe 600 Futures Roll EUR Excess Return index. Its objective is therefore not to be exposed to movements in European equity markets. The iSTOXX Europe Multi-Factor Market Neutral Strategy Index may thus have a positive or negative performance, regardless of the upward or downward trend of European equity markets.

The iSTOXX Europe Multi-Factor Strategy Index is a smart beta index of small-, mid- and large-cap equities of developed European markets and the STOXX Europe 600 Futures Roll EUR Excess Return index is an index of futures contracts on the STOXX Europe 600 equity index, which is an index covering small-, mid- and large-cap equities and weighted by market capitalisations.

Information

Asset class : **Equity**
Zone Géographique : **Europe**
Benchmark index currency : **EUR**
Holdings : **107**

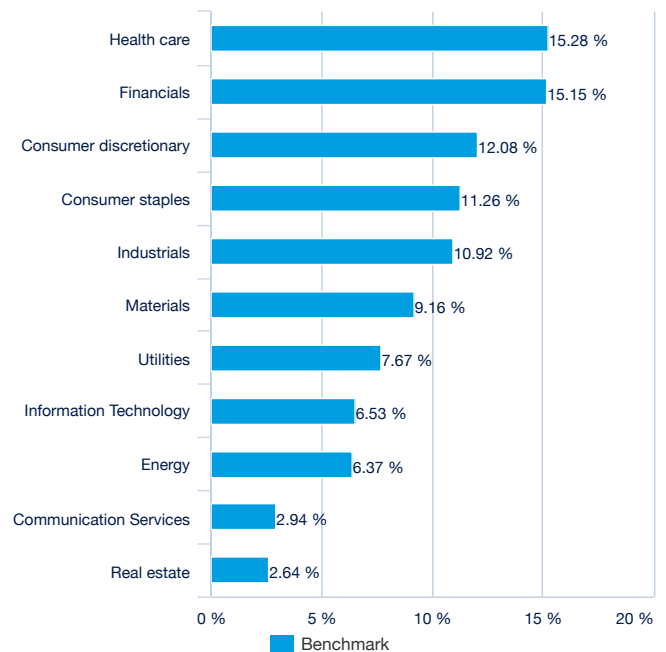
Geographical breakdown



Top 10 benchmark holdings (source : Amundi)

Company	% of assets (Index)
ROCHE HLDG AG-GENUSS	3.52%
NESTLE SA-REG	3.02%
NOVO NORDISK A/S-B NEW	2.38%
GLAXOSMITHKLINE PLC	2.04%
E.ON SE	1.89%
UBS GROUP AG	1.83%
AVIVA PLC	1.81%
FRESENIUS SE & CO KGAA	1.70%
SNAM SPA	1.68%
FRESEN MED CARE AG	1.67%
Total	21.54%

Benchmark Sector breakdown (source : Amundi)



EQUITY ■

Principal characteristics

Fund structure	Mutual Fund (FCP) under French law
UCITS compliant	UCITS
Management Company	Amundi Asset Management
Administrator	CACEIS Fund Administration France
Custodian	CACEIS Bank
Independent auditor	PRICEWATERHOUSECOOPERS AUDIT
Share-class inception date	31/10/2017
Share-class reference currency	EUR
Classification	Not applicable
Type of shares	Accumulation and/or Distribution
ISIN code	FR0013284304
Minimum investment to the secondary market	1 Share(s)
Frequency of NAV calculation	Daily
Ongoing charges	0.55% (realized) - 31/12/2020
Minimum recommended investment period	5 years
French tax wrapper	-
Fiscal year end	December
ISA and SIPP Eligible	Yes
UK Distrib/Report Status	No
Primary Market Maker	BNP Paribas

Listing data (source : Amundi)

Place	Hours	CCY	Mnemo	Bloomberg Ticker	Bloomberg iNAV	Reuters RIC	Reuters iNAV
Nyse Euronext Paris	9:05 - 17:35	EUR	MKTN	MKTN FP	IMKTN	MKTN.PA	IMKTNINAV.PA
Deutsche Börse	9:00 - 17:30	EUR	SMRN	SMRN GY	IMKTN	SMRN.DE	IMKTNINAV.PA
Borsa Italiana	9:00 - 17:30	EUR	MKTN	MKTN IM	IMKTN	MKTN.MI	IMKTNINAV.PA

Contact

ETF Sales contact

France & Luxembourg	+33 (0)1 76 32 65 76
Germany & Austria	+49 (0) 69 74 221 358
Italy	+39 02 0065 2965
Switzerland (German)	+41 44 588 99 36
Switzerland (French)	+41 22 316 01 51
United Kingdom	+44 (0) 20 7074 9321
Netherlands	+31 20 794 04 79
Nordic countries	+46 8 5348 2271
Hong Kong	+65 64 39 93 50
Spain	+34 914 36 72 45

ETF Capital Markets contact

Téléphone	+33 (0)1 76 32 19 93
Bloomberg IB Chat	Capital Markets Amundi ETF Capital Markets Amundi HK ETF

ETF Market Makers contact

BNP Paribas	+33 (0)1 40 14 60 01
Kepler Cheuvreux	+33 (0)1 53 65 35 25

Amundi contact

Amundi ETF
90 bd Pasteur
CS 21564
75 730 Paris Cedex 15 - France
Hotline : +33 (0)1 76 32 47 74
info@amundiETF.com

Facilities Agent
Amundi (UK) Limited
41 Lothbury - London
EC2R 7HF - United Kingdom

Index Providers

Type of index replicated : Equities.

The STOXX 50® Index and its related trademarks are proprietary to STOXX Limited. The EURO STOXX 50 Index and the related trademarks have been licensed for certain purposes by Amundi. The fund is not sponsored, sold, endorsed or promoted by STOXX Limited.

A complete description of the STOXX Limited indexes are available on request from Stoxx Ltd. « EURO STOXX 50 », « STOXX 50 », « STOXX 600 », « EURO STOXX 50 Short » and « EURO STOXX 50® Leveraged » are registered trademarks of STOXX Ltd. which are used to identify indexes it calculates and publishes. STOXX Ltd. guarantees neither the value of the index at any given time nor the results or performance of products indexed against this index.

Legal information

The Fund presents an unmeasurable risk of capital loss. Past performance in no way serves as either an indication of future results or a guarantee of future returns. For further information about the risks and before making any investment, refer to the Key Investor Information Document (KIID) and the prospectus for each fund, available in French on request or on the website: amundiETF.fr The information contained in this document has been obtained from sources believed to be reliable. Amundi cannot, however, ensure that the information is accurate and reserves the right to amend the analyses presented above at any time. This document is of a non-contractual nature and in no way constitutes a recommendation, solicitation of an offer or an offer regarding a purchase, sale or exchange relating to the Fund described herein, and must under no circumstances be interpreted as such. The transparency policy and information on the composition of the funds' assets are available at amundiETF.com. The indicative net asset value is published by the stock markets. Fund units purchased on the secondary market cannot generally be resold directly to the Fund. Investors must buy and sell units on a secondary market with the assistance of an intermediary (e.g. a broker) and may, in this case, have to pay charges. In addition, it is possible that investors may pay more than the current net asset value when they buy units and receive less than the current net asset value when they sell. Complete list of brokers and marketmakers available at : amundiETF.com Financial intermediary fees apply.

This document is designed exclusively for institutional, professional, qualified or sophisticated investors and distributors. It is not meant for the general public or private clients of any jurisdiction or those qualified as 'US Persons'. Approved investors in regard to the European Union are those which are defined as "Professional" investors in Directive 2004/39/EC of 21 April 2004 "MiFID" or, as the case may be, as defined under each local legislation and, insofar as the offer in Switzerland is concerned, "qualified investors" as set forth in the federal Law on Collective Investments (LPCC), the Ordinance on collective investments of 22 November 2006 (OPCC) and the FINMA 08/8 Circular regarding the legislation on collective investments of 20 November 2008. This document shall not, under any circumstance, be sent within the European Union to non "Professional" investors as defined by the MFI or under each local legislation, or in Switzerland to those investors which are not defined as "qualified investors" in the applicable law and regulations.