HSBC Asset Management

HSBC ETFs PLC

HSBC MULTI FACTOR WORLDWIDE EQUITY UCITS ETF

Marketing communication | Monthly report 31 October 2026 | **HWWS LN | USD (Acc)**

Investment objective

The Fund aims to provide long-term capital growth.

Investment strategy

In normal market conditions, the Fund will invest at least 90% of its assets in shares of companies of any size, that are based anywhere in the world, including emerging markets.The Investment Manager identifies stocks from the MSCI All Country World Index and ranks them from the least attractive to most attractive based upon certain factors, such as Value, Quality, Momentum, Low Risk and Size. The Investment Manager will then quantitatively select the shares to create a portfolio which maximises the exposure to the highest ranked stocks whilst minimising the Fund's risk characteristics through the application of a series of constraints such as sector and company weights.The Fund may invest in China A-shares through the Shanghai-Hong Kong and/or Shenzhen-Hong Kong Stock Connect and in CAAPs or through funds.The Fund may invest up to 10% in other funds and up to 10% in total return swaps and contracts for difference.The Fund is actively managed and does not track a benchmark. Consideration may be given to a reference benchmark when selecting investments. The reference benchmark for the Fund is MSCI All Country World Index (USD) Net.See the Prospectus for a full description of the investment objectives and derivative usage.

Main risks

- The Fund's unit value can go up as well as down, and any capital invested in the Fund may be at risk.
- The value of investible securities can change over time due to a wide variety of factors, including but not limited to: political and economic news, government policy, changes in demographics, cultures and populations, natural or human-caused disasters etc.
- Derivatives may be used by the Fund, and these can behave unexpectedly. The pricing and volatility of many derivatives may diverge from strictly reflecting the pricing or volatility of their underlying reference(s), instrument or asset.

Fund facts

Fund manager	HSBC Global Asset Management (UK) Limited
Custodian	HSBC Continental Europe
Fund administrator	HSBC Securities Services (Ireland) DAC

Share Class Details

Key metrics	
NAV per Share	**USD 45.53**
Performance 1 month	**-1.51%**
Tracking error 3 years	**2.14%**
Fund facts	
UCITS V compliant	**Yes**
Dividend treatment	**Accumulating**
Dividend currency	**USD**
Fund base currency	**USD**
Share Class Base Currency	**USD**
Domicile	**Ireland**
Inception date	**26 July 2022**
Shares outstanding	**504,220**
Fund Size	**USD 1,177,968,478**
Reference benchmark	**100% MSCI AC World Net**
SIPP eligible	**Yes**
Issuer	**HSBC ETFs PLC**
Fiscal year end	**Dec**
Fees and expenses	
Ongoing Charge Figure[1]	**0.250%**
Codes	
ISIN	**IE0000378O66**

[1]Ongoing Charges Figure is based on expenses over a year. The figure includes annual management charge but not the transaction costs. Such figures may vary from time to time.

Past performance does not predict future returns. The figures are calculated in the share class base currency, dividend reinvested, net of fees.
This is a marketing communication. Please refer to the prospectus and to the KID before making any final investment decisions.
For definition of terms, please refer to the Glossary QR code and Prospectus.
Until 25th October 2017 the name of the Fund was HSBC Worldwide Equity UCITS ETF
Investment Strategy revised on 25th October 2017 from market cap based investing to a multi factor model
Source: HSBC Asset Management, data as at 31 October 2026

Performance

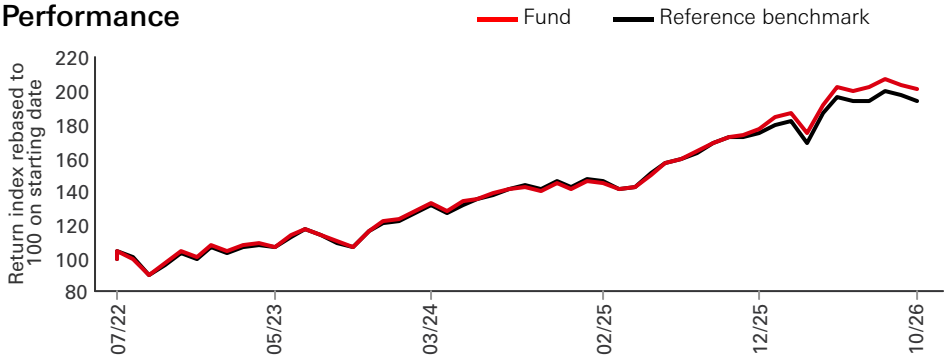

Performance (%)	YTD	1 month	3 months	6 months	1 year	3 years ann	5 years ann	Since inception ann
Fund	**13.48**	**-1.51**	**-0.58**	**4.66**	**16.24**	**23.22**	**--**	**17.78**
Reference benchmark	11.18	-1.64	-0.14	4.25	12.33	22.30	--	16.87
Tracking difference	2.30	0.13	-0.45	0.41	3.91	0.92	--	0.92
Tracking error	--	--	--	--	2.03	2.14	--	2.10

Rolling Performance (%)	31/10/25-31/10/26	31/10/24-31/10/25	31/10/23-31/10/24	31/10/22-31/10/23	31/10/21-31/10/22
Fund	**16.24**	**23.43**	**30.41**	**10.95**	**--**
Reference benchmark	12.33	22.64	32.79	10.50	--

Equity characteristics	Fund	Reference benchmark
No. of holdings ex cash	401	2,391
Average Market Cap (USD Mil)	997,335	1,000,403
Price/earning ratio	17.68	21.33

Benchmark Information	
Index name	100% MSCI AC World Net
Index currency	USD
TR Index Bloomberg Ticker	M1WD
TR Index Reuters RIC	.dMIWD00000NUS

Sector Allocation (%)

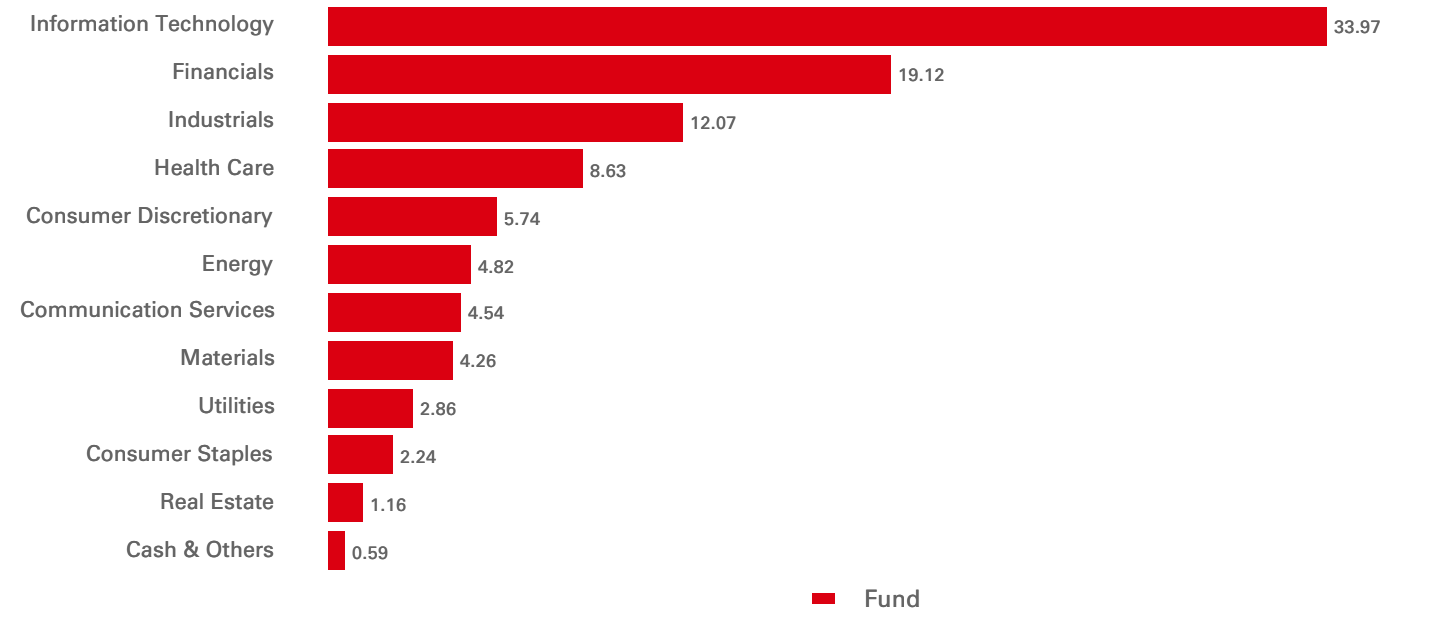

Past performance does not predict future returns. The figures are calculated in the share class base currency, dividend reinvested, net of fees.
Source: HSBC Asset Management, data as at 31 October 2026

Geographical Allocation (%)

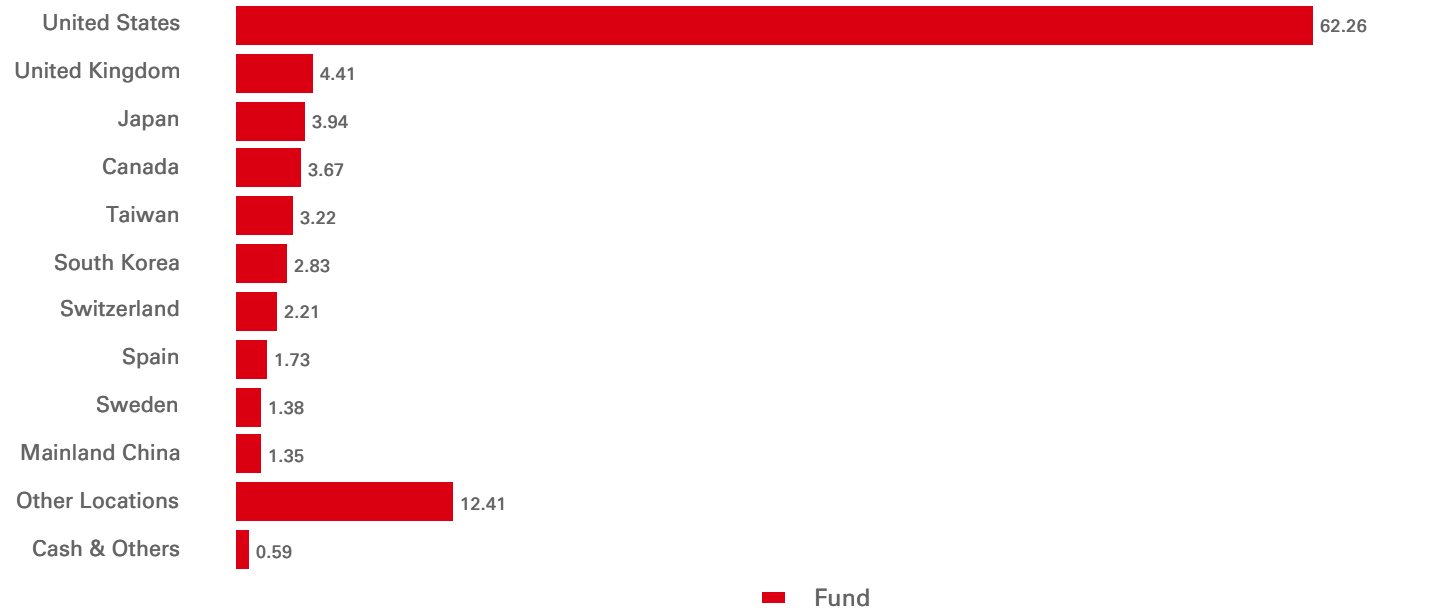

Top 10 Holdings	Sector	Weight (%)
Apple Inc	Information Technology	5.54
NVIDIA Corp	Information Technology	4.82
Microsoft Corp	Information Technology	3.91
Alphabet Inc	Communication Services	2.37
Taiwan Semiconductor Co Ltd	Information Technology	2.33
Amazon.com Inc	Consumer Discretionary	2.06
Samsung Electronics Co Ltd	Information Technology	1.49
Micron Technology Inc	Information Technology	1.48
Exxon Mobil Corp	Energy	1.35
Berkshire Hathaway Inc	Financials	1.32

Exchange name	Listing date	Trading currency	Trading hours	Bloomberg ticker	Reuters RIC	iNAV Bloomberg	iNAV Reuters
LONDON STOCK EXCHANGE	27 Jul 2022	USD	08:00 - 16:30	HWDA LN	HWDA.L	HWDUSDIV	HWDAUSDINAV=SOLA
LONDON STOCK EXCHANGE	27 Jul 2022	GBP	08:00 - 16:30	HWWS LN	HWWS.L	HWWSGBIV	HWWSGBPINAV=SOLA
NYSE EURONEXT - EURONEXT PARIS	29 Jul 2022	EUR	09:00 - 17:30	HWDA FP	HWDA.PA	HWDEURIV	HWDAEURINAV=SOLA

Source: HSBC Asset Management, data as at 31 October 2026

Risk Disclosure

- Investment Leverage occurs when the economic exposure is greater than the amount invested, such as when derivatives are used. A Fund that employs leverage may experience greater gains and/or losses due to the amplification effect from a movement in the price of the reference source.
- Where overseas investments are held the rate of currency exchange may cause the value of such investments to go down as well as up.
- Further information on the potential risks can be found in the Key Information Document (KID) and/or the Prospectus or Offering Memorandum.

Index Disclaimer

Source: MSCI. The MSCI information may only be used for your internal use, may not be reproduced or redisseminated in any form and may not be used as a basis for or a component of any financial instruments or products or indices. None of the MSCI information is intended to constitute investment advice or a recommendation to make (or refrain from making) any kind of investment decision and may not be relied on as such. Historical data and analysis should not be taken as an indication or guarantee of any future performance analysis, forecast or prediction. The MSCI information is provided on an "as is" basis and the user of this information assumes the entire risk of any use made of this information. MSCI, each of its affiliates and each other person involved in or related to compiling, computing or creating any MSCI information (collectively, the "MSCI Parties") expressly disclaims all warranties (including, without limitation, any warranties of originality, accuracy, completeness, timeliness, non-infringement, merchantability and fitness for a particular purpose) with respect to this information. Without limiting any of the foregoing, in no event shall any MSCI Party have any liability for any direct, indirect, special, incidental, punitive, consequential (including, without limitation, lost profits) or any other damages. (www.msci.com)

Benchmark disclosure

The Investment Advisor will use its discretion to invest in securities not included in the reference benchmark based on active investment management strategies and specific investment opportunities. It is foreseen that a significant percentage of the Fund's investments will be components of the reference benchmark. However, their weightings may deviate materially from those of the reference benchmark. The deviation of the Fund's performance relative to the benchmark is monitored, but not constrained, to a defined range.

Source: HSBC Asset Management, data as at 31 October 2026

Follow us on:

HSBC Asset Management

Tel: (+44) 845 607 6144 E-mail: etf.client.services@hsbc.com Sito internet: www.etf.hsbc.com

Fund center

Glossary

www.assetmanagement.hsbc.it/api/v1/download/document/lu0210635099/it/en/glossary

Important Information

This document is produced and distributed by HSBC Asset Management and is only intended for non-professional investors as defined by MIFID. The information contained herein is subject to change without notice. All non-authorised reproduction or use of this commentary and analysis will be the responsibility of the user and will be likely to lead to legal proceedings.
This information has no contractual value and is not by any means intended as a solicitation, nor an investment advice for the purchase or sale of any financial instrument in any jurisdiction in which such an offer is not lawful.
The commentary and analysis presented in this document reflect the opinion of HSBC Asset Management on the markets, according to the information available to date. They do not constitute any kind of commitment from HSBC Asset Management.
Tax treatment depends on The individual circumstances of each client and may be subject to change in The future.
Capital is not guaranteed. It is important to remember that the value of investments and any income from them can go down as well as up and is not guaranteed.
Please note that the distribution of the product can stop at any time by decision of the management company.
Consequently, HSBC Asset Management will not be held responsible for any investment or disinvestment decision taken on the basis of the commentary and/or analysis in this document.
All data from HSBC Asset Management unless otherwise specified.
Any third party information has been obtained from sources we believe to be reliable, but which we have not independently verified.
Further additional and complete information (including but not limited to) investor rights, costs and charges, please refer to the prospectus.
Term : The management company cannot terminate the Fund unilaterally. The Board of Directors may furthermore decide to liquidate the Fund in certain circumstances set out in the prospectus and articles of incorporation of the Fund.
If necessary, investors can refer to the complaints handling charter available in the banner of our website:
https://www.assetmanagement.hsbc.it/it/complaints-handling
The fund is a sub-fund of HSBC ETFs plc ("the Company"), an investment company with variable capital and segregated liability between sub-funds, incorporated in Ireland as a public limited company, and is authorised by the Central Bank of Ireland. The company is constituted as an umbrella fund, with segregated liability between sub-funds. Shares purchased on the secondary market cannot usually be sold directly back to the Company. Investors must buy and sell shares on the secondary market with the assistance of an intermediary (e.g. a stockbroker) and may incur fees for doing so. In addition, investors may pay more than the current Net Asset Value per share when buying shares and may receive less than the current Net Asset Value per Share when selling them. Affiliated companies of HSBC Global Asset Management (UK) Limited may make markets in HSBC ETFs plc.UK based investors are advised they may not be afforded some of the protections conveyed by the Financial Services and Markets Act (2000), (the Act). The Company is recognised in the UK by the Financial Conduct Authority under section 264 of the Act. The shares in the company have not been and will not be offered for sale or sold in the United States of America, its territories or possessions and all areas subject to its jurisdiction, or to United States Persons. Investors and potential investors should read and note the risk warnings in the prospectus, relevant KID and Fund supplement (where available) and additionally, in the case of retail clients, the information contained in the supporting SID.
Further information about the Company including the Prospectus, the most recent annual and semi-annual reports of the Company and the latest share prices, may be obtained free of charge, in English, from the Administrator by emailing ifsinvestorqueries@hsbc.com, or by visiting www.etf.hsbc.com. Details of the underlying investments of the fund are available on www.etf.hsbc.com.
The most recent Prospectus is available in English, German and French. Key Information Document (PRIIPs KID) are available in the local language where they are registered.
The indicative intra-day net asset value of the fund is available on at least one major market data vendor terminal such as Bloomberg, as well as on a wide range of websites that display stock market data, including www.reuters.com.

Source: HSBC Asset Management, data as at 31 October 2026