Amundi MSCI World ESG Selection UCITS ETF Acc

FACTSHEET

Marketing Communication

30/09/2026

EQUITY

Objective and Investment Policy

This Sub-Fund is passively managed. The objective of this Sub-Fund is to track the performance of MSCI World ESG Selection P-Series 5% Issuer Capped Index (the "Index"). The anticipated level of tracking error under normal market conditions is indicated in the Sub-Fund's prospectus. The Index is a Net Total Return Index: dividends net of tax paid by the index constituents are included in the Index return. The Index is an equity index based on the MSCI World Index ("Parent Index"), representative of the large and mid-cap securities of the 23 developed countries and issued by companies that have the highest Environmental, Social and Governance (ESG) rating in each sector of the Parent Index. Equities comprised in the Index are selected by applying a combination of values based exclusions and a best-in-class selection process to companies in the Parent Index. The methodology aims to include the securities of companies with the highest ESG ratings making up 50% of the market capitalization in each Global Industry Classification Standard (GICS) sector of the Parent Index. The Index applies exclusions to companies involved in activities considered non-aligned with the Paris Climate Agreement (coal extraction, oil, etc.). For further information on the exclusions applied by the Index pursuant to the EU Paris-aligned Benchmarks (PAB), please refer to the "Guidelines on funds' names using ESG or sustainability-related terms" section of the Prospectus. Limits of the methodology of the Index are described in the prospectus of the Sub-Fund through risk factors, such as sustainable Investment Risk. More information about the composition of the Index and its operating rules are available in the prospectus and at: www.msci.com The Index value is available via Bloomberg (MXWOESL5). The exposure to the Index will be achieved through a Direct Replication, mainly by making direct investments in transferable securities and/or other eligible assets representing the Index constituents in a proportion extremely close to their proportion in the index. The Investment Manager will be able to use derivatives in order to deal with inflows and outflows and also if it allows a better exposition to an Index constituent. In order to generate additional income to offset its costs, the Sub-Fund may also enter into securities lending operations.

Performances from 15/05/2020 to 30/09/2026 (Source : Fund Admin)

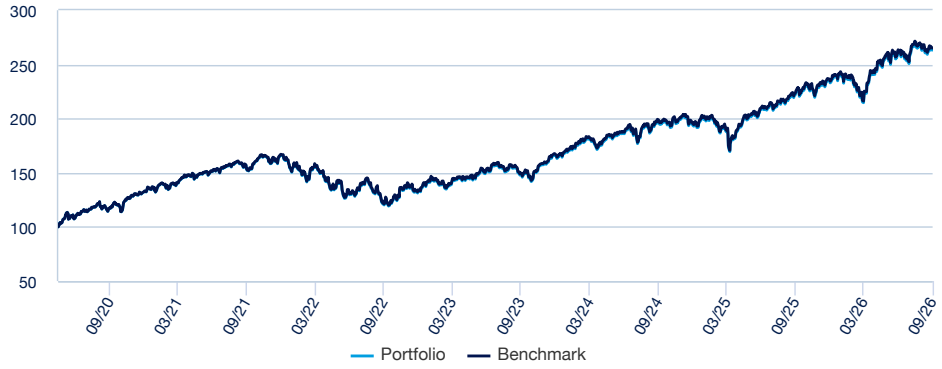

Risk indicators (Source: Fund Admin)

	1 year	3 years	5 years	Inception to date *
Portfolio volatility *	13.23%	13.75%	15.78%	15.72%
Benchmark volatility	13.23%	13.75%	15.76%	15.71%
Ex-post Tracking Error	0.03%	0.04%	0.07%	0.09%
Sharpe ratio	1.21	1.21	0.44	0.85

* Volatility is a statistical indicator that measures an asset's variations around its average value. For example, market variations of +/- 1.5% per day correspond to a volatility of 25% per year. The higher the volatility, the higher the risk.
The Tracking Error indicator measures the performance's difference between the fund and the benchmark

Cumulative returns* (Source: Fund Admin)

Since	YTD 31/12/2025	1 month 31/08/2026	3 months 30/06/2026	1 year 30/09/2025	3 years 29/09/2023	5 years 30/09/2021	Since 15/05/2020
Portfolio	13.02%	-1.01%	0.58%	18.14%	77.06%	73.12%	163.22%
Benchmark	13.03%	-1.02%	0.58%	18.16%	76.94%	73.80%	165.05%
Spread	-0.01%	0.01%	0.00%	-0.02%	0.12%	-0.68%	-1.83%

Calendar year performance* (Source: Fund Admin)

	2025	2024	2023	2022	2021
Portfolio	20.40%	16.46%	25.29%	-20.03%	24.66%
Benchmark	20.35%	16.43%	25.29%	-19.76%	24.94%
Spread	0.05%	0.02%	0.00%	-0.27%	-0.28%

** Source : Amundi. The above cover complete periods of 12 months for each calendar year.* ***Past performance is no predictor of current and future results and does not guarantee future yield*** *. Any losses or gains do not take into consideration any costs, commissions and fees incurred by the investor in the issue and buyout of the shares (e.g. taxes, brokerage fees or other commissions deducted by the financial intermediary). If performance is calculated in a currency other than the euro, any losses or gains generated can thereby be affected by exchange rate fluctuations (both upward and downward). The discrepancy accounts for the performance difference between the portfolio and the index.*

EQUITY

Risk & Reward Profile (SRRI) (Source: Fund Admin)

1 2 3 4 5 **6** 7

Lower risk, potentially lower rewards
Higher risk, potentially higher rewards

The SRRI represents the risk and return profile as presented in the Key Investor Information Document (KIID). The lowest category does not imply that there is no risk. The SRRI is not guaranteed and may change over time.

We have classified this product as 4 out of 7, which is a medium risk class. This rates the potential losses from future performance at a medium level, and poor market conditions could impact our capacity to pay you. Additional risks: Market liquidity risk could amplify the variation of product performances. This product does not include any protection from future market performance so you could lose some or all of your investment. Beside the risks included in the risk indicator, other risks may affect the Sub-Fund's performance. Please refer to the AMUNDI ETF ICAV prospectus.

Characteristics (source: Amundi)

Net Asset Value (NAV)	**A : 131.61 USD**
Assets Under Management (AUM)	**2,467.78 (million USD)**
Management fees and other administrative or operating costs *	**0.18%**
NAV and AUM as of	**30/09/2026**
ISIN code	**A : IE00016PSX47**
Replication type	**Physical**
Benchmark	**100% MSCI WORLD ESG SELECTION P-SERIES 5% ISSUER CAPPED INDEX**
Type of shares	**Accumulation**
Fund structure	ICAV Irish
UCITS compliant	UCITS
Management Company	Amundi Ireland Limited
Primary Market Maker	
Administrator	HSBC Securities Services (Ireland) DAC
Custodian	HSBC Continental Europe
Independent auditor	PRICEWATERHOUSECOOPERS
Share-class inception date	06/07/2023
Date of the first NAV	15/05/2020
Share-class reference currency	USD
Minimum investment to the secondary market	1 Share(s)
Frequency of NAV calculation	Daily
Minimum recommended investment period	5 years
Fiscal year end	December
Performance fees	No
Benchmark index performance record	05/03/2020 : 100.00% MSCI WORLD ESG SELECTION P-SERIES 5% ISSUER CAPPED INDEX

* For more information regarding the full set of fees borne by the fund, please refer to its Key Information Document (KID). Transaction fees and commissions may apply when trading ETFs.

Amundi MSCI World ESG Selection UCITS ETF Acc

FACTSHEET

Marketing Communication
30/09/2026

EQUITY

Meet the Team

Lionel Brafman

Head of the Index & Multistrategies team

Liang Hong

Portfolio Manager

David Heard

Co-Portfolio Manager

Index Data (Source : Amundi)

Description of the Index

The Index is an equity index based on the MSCI World Index ("Parent Index"), representative of the large and mid-cap securities of the 23 developed countries and issued by companies that have the highest Environmental, Social and Governance (ESG) rating in each sector of the Parent Index. Equities comprised in the Index are selected by applying a combination of values based exclusions and a best-in-class selection process to companies in the Parent Index. The methodology aims to include the securities of companies with the highest ESG ratings making up 50% of the market capitalization in each Global Industry Classification Standard (GICS) sector of the Parent Index.

Information (Source: Amundi)

Asset class : **Equity**
Exposure : **International**

Holdings : **616**

Top 10 benchmark holdings (source : Amundi)

	% of assets (Index)	% assets (Parent index)
NVIDIA CORP	5.76%	5.77%
MICROSOFT CORP	5.32%	3.97%
ADVANCED MICRO DEVICES	3.64%	1.09%
ALPHABET INC CL A	2.80%	2.21%
ASML HOLDING NV	2.59%	0.78%
TESLA INC	2.23%	1.11%
ALPHABET INC CL C	2.20%	1.74%
ELI LILLY & CO	2.10%	1.05%
APPLIED MATERIALS INC	1.49%	0.45%
LAM RESEARCH CORP	1.49%	0.45%
Total	**29.61%**	**18.62%**

Parent index : **MSCI WORLD**

Geographical breakdown (for illustrative purposes only - Source: Amundi)

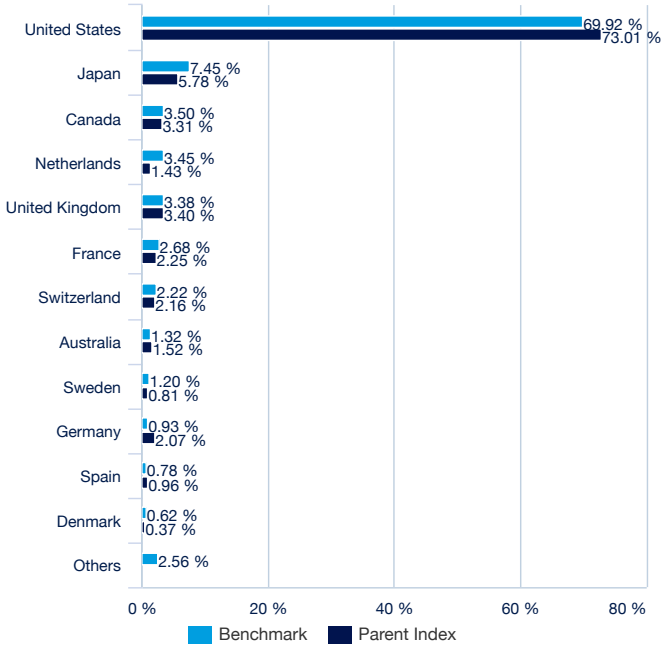

Parent index : **MSCI WORLD**

Benchmark Sector breakdown (for illustrative purposes only - Source : Amundi)

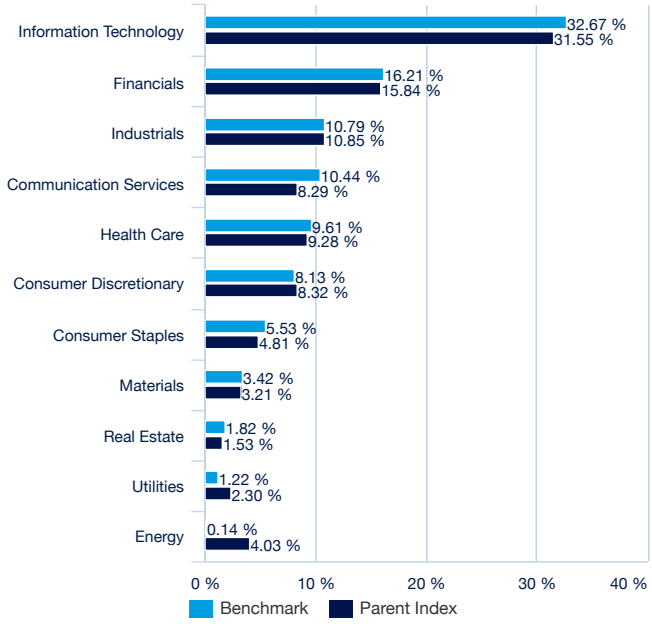

Parent index : **MSCI WORLD**

Socially Responsible Investment (SRI)

The SRI expresses sustainable development objectives in investment decisions by adding Environmental, Social and Governance (ESG) criteria in addition to the traditional financial criteria.

SRI thus aims to balance economic performance and social and environmental impact by financing companies and public entities which contribute to sustainable development whatever their business sector. By influencing the governance and behaviour of stakeholders, SRI promotes a responsible economy.

Evaluation by ESG criteria (Source: Amundi)

	Benchmark	Parent index
Overall Rating	7.84	6.85
Environment	6.77	6.44
Social	5.55	5.04
Governance	6.10	5.77

Parent index : **MSCI WORLD**

ESG criteria

The criteria are extra-financial criteria used to assess the Environmental, Social and Governance practices of companies.

Environmental, Social, and Governance risks and opportunities are posed by large scale trends (e.g. climate change, resource scarcity, demographic shifts) as well as by the nature of the company's operations.

Scores are on a 0-10 scale, with 10 being the best.

"E" for Environment (Climate Change, Natural Resources, Pollution & Waste and Environmental Opportunities)

"S" for Social (Human Capital, Product Liability, Stakeholder Opposition and Social Opportunities)

"G" for Governance (Corporate Governance and Corporate Behavior)

Source: Raw ESG data for companies are provided by MSCI

Carbon footprint

Carbon footprint: carbon emissions per euro million invested

	Benchmark	Parent Index
Total carbon portfolio footprint (Index/Parent index) :	23.19	45.34

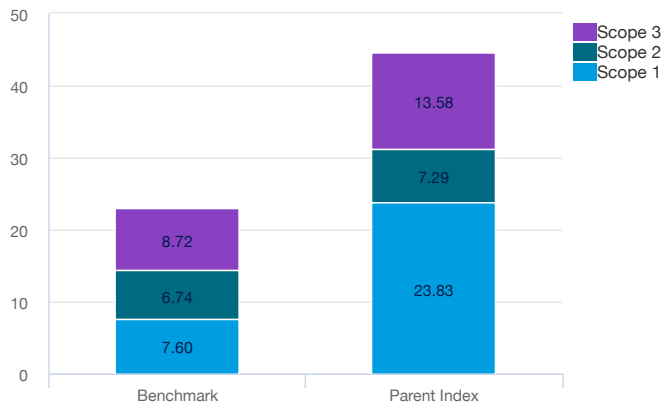

Parent index : **MSCI WORLD**

Carbon footprint

This indicator measures the portfolio's carbon emissions in metric tonnes of carbon equivalent (tCO2e) per euro million invested.
This is an indicator of the emissions generated by investment in this portfolio.

Definition of scopes :

- Scope 1 : all emissions that arise directly from sources that are owned or controlled by the company.

- Scope 2 : all indirect emissions generated by the purchase or production of electricity, steam or heat.

- Scope 3 : All other indirect emissions, upstream and downstream of the value chain. For reasons of data robustness, Amundi has chosen to use emissions from activities upstream of Scope 3 - Source: Trucost EEI-O model (input/output model extended to the Trucost environment).

Source : The carbon emissions data is supplied by Trucost. It corresponds to companies' annual emissions expressed in tCO2e, which covers the six greenhouse gases defined in the Kyoto protocol whose emissions are converted into global warming potential (GWP) in CO2 equivalent.

Listing data (source : Amundi)

Place	CCY	Bloomberg Ticker	Bloomberg iNAV	Reuters RIC	Reuters iNAV
Six Swiss Exchange	USD	ESGWO SW	IMWOPUIV	ESGWO.S	IMWOPUSDINAV=SOLA
Six Swiss Exchange	CHF	ESGWOCHF SW	MWOPCHIV	ESGWOCHF.S	IMWOPCHFINAV=SOLA
Deutsche Boerse (Xetra)	EUR	MWOP GY	IMWOPEIV	MWOP.DE	IMWOPINAV=SOLA
Deutsche Boerse (Xetra)	USD	MWOR GY	IMWOPUIV	MWOPUSD.DE	IMWOPUSDINAV=SOLA
Euronext Milan	EUR	ESGWO IM	IMWOPEIV	ESGWO.MI	IMWOPINAV=SOLA

Contact

ETF Sales contact

France & Luxembourg	+33 (0)1 76 32 65 76
Germany & Austria	+49 (0) 800 111 1928
Italy	+39 02 0065 2965
Switzerland (German)	+41 44 588 99 36
Switzerland (French)	+41 22 316 01 51
United Kingdom	+44 (0) 20 7 074 9598
United Kingdom (Instit)	+44 (0) 800 260 5644
Netherlands	+31 20 794 04 79
Nordic countries	+46 8 5348 2271
Hong Kong	+65 64 39 93 50
Spain	+34 914 36 72 45

ETF Capital Markets contact

Téléphone	+33 (0)1 76 32 19 93
Bloomberg IB Chat	Capital Markets Amundi ETF
	Capital Markets Amundi HK ETF

ETF Market Makers contact

BNP Paribas	+33 (0)1 40 14 60 01
Kepler Cheuvreux	+33 (0)1 53 65 35 25

Amundi contact

Amundi ETF
90 bd Pasteur
CS 21564
75 730 Paris Cedex 15 - France
Hotline : +33 (0)1 76 32 47 74
info-etf@amundi.com

Facilities Agent
Amundi (UK) Limited
77 Coleman Street London
EC2R 5BJ - United Kingdom

Index Providers

THE SUB-FUND IS NOT SPONSORED, ENDORSED, SOLD OR PROMOTED BY MSCI INC. ("MSCI"), ANY OF ITS AFFILIATES, ANY OF ITS INFORMATION PROVIDERS OR ANY THIRD PARTY INVOLVED IN, OR RELATED TO, COMPILING OR CREATING ANY MSCI INDEX (COLLECTIVELY, THE "MSCI PARTIES"). THE MSCI INDICES ARE THE EXCLUSIVE PROPERTY OF MSCI AND ARE SERVICE MARKS OF MSCI OR ITS AFFILIATES. THE MSCI INDICES HAVE BEEN LICENSED FOR USE FOR CERTAIN PURPOSES BY AMUNDI. NONE OF THE MSCI PARTIES MAKES ANY REPRESENTATION OR WARRANTY, EXPRESS OR IMPLIED, TO THE ISSUER OR OWNERS OF THIS SUB-FUND OR ANY OTHER PERSON OR ENTITY REGARDING THE ADVISABILITY OF INVESTING IN SUBFUNDS GENERALLY OR IN THIS PARTICULAR SUB-FUND OR THE ABILITY OF ANY MSCI INDEX TO TRACK CORRESPONDING STOCK MARKET PERFORMANCE. MSCI OR ITS AFFILIATES ARE THE LICENSORS OF CERTAIN TRADEMARKS, SERVICE MARKS AND TRADE NAMES AND OF THE MSCI INDICES WHICH ARE DETERMINED, COMPOSED AND CALCULATED BY MSCI WITHOUT REGARD TO AMUNDI OR THIS SUB-FUND OR THIS SUB-FUND'S UNITHOLDERS OR ANY OTHER PERSON OR ENTITY. NONE OF THE MSCI PARTIES HAS ANY OBLIGATION TO TAKE THE NEEDS OF THE AMUNDI, THIS SUB-FUND'S UNITHOLDERS OR ANY OTHER PERSON OR ENTITY INTOCONSIDERATION IN DETERMINING, COMPOSING OR CALCULATING THE MSCI INDICES. NONE OF THE MSCI PARTIES IS RESPONSIBLE FOR OR HAS PARTICIPATED IN DETERMINATION OF THE TIMING OF, PRICES AT, OR QUANTITIES OF THIS SUB-FUND TO BE ISSUED OR IN THE DETERMINATION OR CALCULATION OF THE EQUATION BY OR THE CONSIDERATION INTO WHICH THIS SUB-FUND IS REDEEMABLE. FURTHERMORE, NONE OF THE MSCI PARTIES HAS ANY OBLIGATION OR LIABILITY TO THE ISSUER OR OWNERS OF THIS SUB-FUND OR ANY OTHER PERSON OR ENTITY IN CONNECTION WITH THE ADMINISTRATION, MARKETING OR OFFERING OF THIS SUB-FUND. ALTHOUGH MSCI SHALL OBTAIN INFORMATION FOR INCLUSION IN OR FOR USE IN THE CALCULATION OF THE MSCI INDICES FROM SOURCES THAT MSCI CONSIDERS RELIABLE, NONE OF THE MSCI PARTIES WARRANTS OR GUARANTEES THE ORIGINALITY, ACCURACY AND/OR THE COMPLETENESS OF ANY MSCI INDEX OR ANY DATA INCLUDED THEREIN. NONE OF THE MSCI PARTIES MAKES ANY WARRANTY, EXPRESS OR IMPLIED, AS TO RESULTS TO BE OBTAINED BY THE ISSUER OF THE SUB-FUND, OWNERS OF THE SUB-FUND, OR ANY OTHER PERSON OR ENTITY, FROM THE USE OF ANY MSCI INDEX OR ANY DATA INCLUDED THEREIN. NONE OF THE MSCI PARTIES SHALL HAVE ANY LIABILITY FOR ANY ERRORS, OMISSIONS OR INTERRUPTIONS OF OR IN CONNECTION WITH ANY MSCI INDEX OR ANY DATA INCLUDED THEREIN. FURTHERMORE, NONE OF THE MSCI PARTIES MAKES ANY EXPRESS OR IMPLIED WARRANTIES OF ANY KIND, AND THE MSCI PARTIES HEREBY EXPRESSLY DISCLAIM ALL WARRANTIES OF MERCHANTABILITY AND FITNESS FOR A PARTICULAR PURPOSE, WITH RESPECT TO EACH MSCI INDEX AND ANY DATA INCLUDED THEREIN. WITHOUT LIMITING ANY OF THE FOREGOING, IN NO EVENT SHALL ANY OF THE MSCI PARTIES HAVE ANY LIABILITY FOR ANY DIRECT, INDIRECT, SPECIAL, PUNITIVE, CONSEQUENTIAL OR ANY OTHER DAMAGES (INCLUDING LOST PROFITS) EVEN IF NOTIFIED OF THE POSSIBILITY OF SUCH DAMAGES.

Important information

mentions_legales_Amundi_ETF_ICAV_Ireland