

This factsheet is as at 28 March 2024 unless otherwise specified.

Xtrackers Europe Net Zero Pathway Paris Aligned UCITS ETF 1C

a sub fund of Xtrackers (IE) Plc

At a Glance

- Direct investment in large and mid-cap equities in developed markets in Europe
- Complies with the Paris Aligned Benchmark regulation regarding decarbonisation and activity filters
- Integration of IIGCC recommendations on green revenues, science-based targets and climate disclosures

Reference Index key features

The Solactive ISS ESG Developed Markets Europe Net Zero Pathway Index aims to reflect the performance of the following market:

- Large and mid-capitalisation companies in developed markets in Europe which are selected and weighted with the aim of seeking alignment with EU Paris Aligned Benchmark standards and certain net zero frameworks
- ESG exclusions
- Reviewed on a semi-annual basis

Additional information on the index, selection and weighting methodology is available at www.solactive.com.

Fund information	
ISIN	IE0001JH5CB4
Share class currency	EUR
Fund Currency	EUR
Fund launch date	25 August 2022
Domicile	Ireland
Portfolio Methodology	Direct Replication
Sub-Portfolio Manager	DWS Investments UK Ltd
Investment Manager	DWS Investment GmbH
Custodian	State Street Custodial Services (Ireland) Limited
All-in fee ¹	0.15% p.a.
Income treatment	Capitalising
NAV per Share	EUR 36.70
Total Fund Assets	EUR 5.50 Million
Total Shares Outstanding	150,000.00
Reporting Fund	Seeking

¹ Please see additional information / Glossary.

Key Risks

- **The value of your investment may go down as well as up and past performance does not predict future returns. Investor capital may be at risk up to a total loss.**
- The value of an investment in shares will depend on a number of factors including, but not limited to, market and economic conditions, sector, geographical region and political events.
- The Fund is exposed to market movements in a single country or region which may be adversely affected by political or economic developments, government action or natural events that do not affect a fund investing in broader markets.

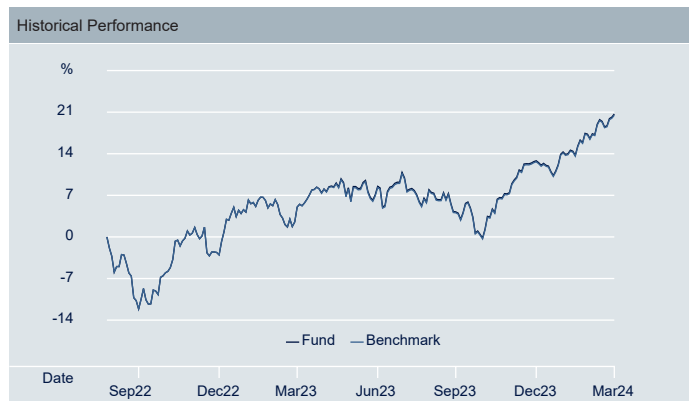
Listing and trading information			
Exchange	Bloomberg Ticker	Reuters RIC	Trading Currency
Xetra	XEPA GY	XEPA.DE	EUR
London Stock Exchange	XEPG LN	XEPG.L	GBP
London Stock Exchange	XEPA LN	XEPA.L	USD
SIX Swiss Exchange	XEPA SW	XEPA.S	CHF
Italian Stock Exchange	XEPA IM	XEPA.MI	EUR

Cumulative performance figures					
	1 Month	3 Months	6 Months	1 Year	Annualised Volatility
Share Class	3.54%	6.98%	15.03%	14.00%	13.18%
Index	3.50%	6.97%	15.02%	13.82%	12.91%
Tracking Difference	0.04%	0.01%	0.02%	0.18%	-
Tracking Error	0.08%	0.06%	0.05%	0.08%	-

Calendar year performance figures		
	2023	YTD
Share Class	16.34%	6.98%
Index	16.15%	6.97%
Tracking Difference	0.19%	0.01%
Tracking Error	0.08%	0.06%

Rolling performance figures		
	3/23 - 3/24	Since launch
Share Class	14.00%	12.55%
Index	13.82%	12.43%
Tracking Difference	0.18%	0.13%
Tracking Error	0.08%	0.10%

Past performance does not predict future returns.



Source: DWS, Index Provider

THINK ETF. THINK X.

This factsheet is as at 28 March 2024 unless otherwise specified.

Top 10 ETF constituents		
Issuer	ISIN	Weight
NOVO-NORDISK ORD	DK0062498333	4.74%
ASML HOLDING ORD	NL0010273215	4.33%
NESTLE SA ORD	CH0038863350	3.27%
LVMH MOET HENNESSY LOUIS VUITT	FR0000121014	2.49%
ASTRAZENECA ORD	GB0009895292	2.19%
NOVARTIS ORD	CH0012005267	2.11%
SAP SE ORD	DE0007164600	2.02%
ROCHE ORD	CH0012032048	1.79%
HSBC HOLDINGS ORD	GB0005405286	1.44%
SIEMENS ORD	DE0007236101	1.34%
ETF Fundamentals		
ETF PE Ratio (Forward)	13.31	
ETF PE Ratio (Trailing)	15.61	
Number of Securities in the Fund	333	

Source: DWS

Index information	
Index Name	Solactive ISS ESG Developed Markets Europe Net Zero Pathway Index
Index Provider	Solactive AG
Bloomberg Symbol	SOEUNTZN
Index Type	Total Return Net
Index Base Currency	EUR
Index Rebalance Frequency	Semi-annually

Source: Index Provider

Further information on Xtrackers

DWS Investments UK Limited
21 Moorfields
London EC2Y 9DB
United Kingdom

Hotline: +44 (0)20 7547 1747
Website: www.Xtrackers.com
E-Mail: Xtrackers@dws.com

Additional Information

A Glossary of Terms is available at Xtrackers.com.

ETF performance is shown on NAV basis, net of fees and index replication costs. Index performance is calculated on a total return basis. Volatility is calculated since launch of the share class.

Disclaimer

This document is intended for information purposes only and does not create any legally binding obligations on the part of DWS Group GmbH & Co. KGaA and/or its affiliates (DWS). This document has been prepared without consideration of the investment needs, objectives or financial circumstances of any investor. Without limitation, this document does not constitute an offer, an invitation to offer or a recommendation to enter into any transaction. Before making an investment decision, investors need to consider, with or without the assistance of an investment adviser, whether the investments and strategies described or provided by DWS are appropriate in light of their particular investment needs, objectives and financial circumstances. Information in this document has been obtained or derived from sources believed to be reliable and current. However, accuracy or completeness of the sources cannot be guaranteed. This document is not directed to, or intended for distribution to or use by, any person or entity who is a citizen or resident of or located in any locality, state, country or other jurisdiction, including the United States, where such distribution, publication, availability or use would be contrary to law or regulation or which would subject DWS to any registration or licensing requirement within such jurisdiction not currently met within such jurisdiction. Persons into whose possession this document may come are required to inform themselves of, and to observe, such restrictions. Xtrackers (IE) plc is an undertaking for collective investment in transferable securities (UCITS) in accordance with the applicable laws and regulations and set up as open-ended investment company with variable capital and segregated liability amongst its respective compartments. Investors must buy and must usually sell shares in Xtrackers UCITS ETFs on a secondary market with the assistance of an intermediary (e.g. a stockbroker) and may incur fees for doing so. In addition, investors may pay more than the current net asset value when buying shares and may receive less than the current net asset value when selling them. Before making any investment decision, investors should refer to the Risk Factors in the Prospectus and Key Investor Information Document. Tax treatment of the Xtrackers UCITS ETFs depends on the individual circumstances of each investor. Xtrackers (IE) plc is incorporated in Ireland with registered number 393802 and has its registered office at 78 Sir John Rogerson's Quay, Dublin 2, Ireland. DWS Investment S.A. acts as the management company of Xtrackers (IE) plc. The Investment Company may decide to terminate the arrangements made for the marketing of this fund. Any investment decision in relation to a fund should be based solely on the latest version of the prospectus, the audited annual and, if more recent, un-audited semi-annual reports and the Key Investor Information Document (KIID), all of which are available in English upon request to DWS Investment S.A., 2, Boulevard Konrad Adenauer, L-1115 Luxembourg or on www.Xtrackers.com. A summary of investor rights is available at www.etf.dws.com under "About Us – How to Complain?".

PAST PERFORMANCE DOES NOT PREDICT FUTURE RETURNS.

© DWS Investments UK Limited, 2024. Authorised and regulated by the Financial Conduct Authority.

Index Disclaimer

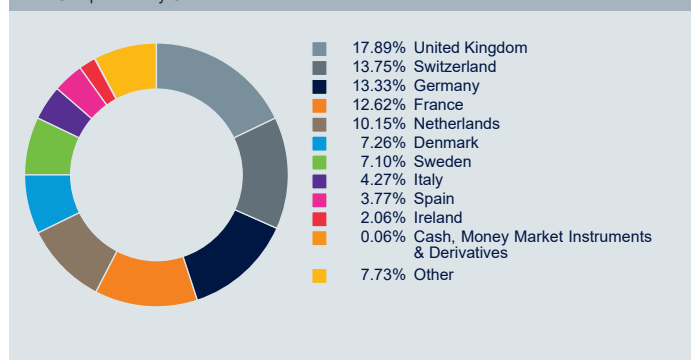
The financial instrument is not sponsored, promoted, sold or supported in any other manner by Solactive AG nor does Solactive AG offer any express or implicit guarantee or assurance either with regard to the results of using the Index and/or Index trade mark or the Index Price at any time or in any other respect.

Europe Net Zero Pathway Paris Aligned UCITS ETF

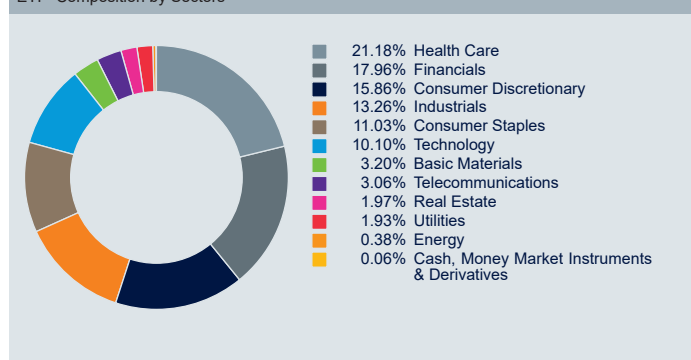
Source: DWS

Figures may not always add up to 100.00% due to rounding

ETF Composition by Countries



ETF Composition by Sectors



ETF Composition by Currencies

