

This factsheet is as at 28 March 2024 unless otherwise specified.

# Xtrackers S&P 500 ESG UCITS ETF 1C

a sub fund of Xtrackers (IE) Plc

## At a Glance

- Exposure to US-American equities with the added benefits of ESG
- Provides diversified exposure to the largest blue chip US stocks with high ESG performance relative to their sector peers.

## Reference Index key features

The S&P 500 ESG Index aims to reflect the performance of the following market:

- Targets 75% of the market capitalisation within each GICS industry group of the S&P 500 Index, using the S&P DJI ESG Scores.
- Applies exclusions based on companies' involvement in specific business activities, violation of the principles of the United Nations' Global Compact (UNGC), and ESG performance relative to GICS industry group.
- Weighted by free-float adjusted market capitalisation
- Reviewed on quarterly basis

Additional information on the index, selection and weighting methodology is available at [www.us.spindices.com](http://www.us.spindices.com)

Fund information	
ISIN	IE0007UL0ZS8
Share class currency	USD
Fund Currency	USD
Fund launch date	06 December 2022
Domicile	Ireland
Portfolio Methodology	Direct Replication
Sub-Portfolio Manager	DWS Investments UK Ltd
Investment Manager	DWS Investment GmbH
Custodian	State Street Custodial Services (Ireland) Limited
All-in fee <sup>1</sup>	0.08% p.a.
Income treatment	Capitalising
NAV per Share	USD 47.24
Total Fund Assets	USD 52.91 Million
Total Shares Outstanding	1.12 Million
Reporting Fund	Seeking

<sup>1</sup> Please see additional information / Glossary.

## Key Risks

- **The value of your investment may go down as well as up and past performance does not predict future returns. Investor capital may be at risk up to a total loss.**
- The value of an investment in shares will depend on a number of factors including, but not limited to, market and economic conditions, sector, geographical region and political events.
- The Fund is exposed to market movements in a single country or region which may be adversely affected by political or economic developments, government action or natural events that do not affect a fund investing in broader markets.

Listing and trading information			
Exchange	Bloomberg Ticker	Reuters RIC	Trading Currency
Xetra	XZSP GY	XZSP.DE	EUR
London Stock Exchange	XZSS LN	XZSS.L	GBP
London Stock Exchange	XZSP LN	XZSP.L	USD
SIX Swiss Exchange	XZSP SW	XZSP.S	CHF
Italian Stock Exchange	XZSP IM	XZSP.MI	EUR

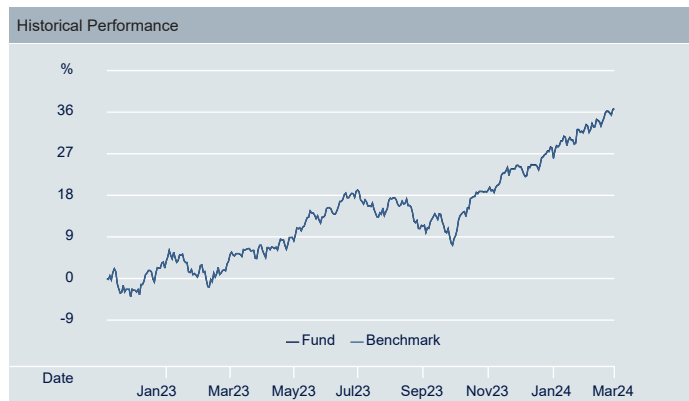
Cumulative performance figures					
	1 Month	3 Months	6 Months	1 Year	Annualised Volatility
Share Class	3.30%	10.10%	22.84%	30.04%	13.23%
Index	3.30%	10.07%	22.77%	29.87%	13.26%
Tracking Difference	0.01%	0.03%	0.08%	0.17%	-
Tracking Error	0.02%	0.02%	0.02%	0.04%	-

Calendar year performance figures		
	2023	YTD
Share Class	27.46%	10.10%
Index	27.36%	10.07%
Tracking Difference	0.10%	0.03%
Tracking Error	0.04%	0.02%

Rolling performance figures		
	3/23 - 3/24	Since launch
Share Class	30.04%	27.02%
Index	29.87%	26.92%
Tracking Difference	0.17%	0.11%
Tracking Error	0.04%	0.04%

Past performance does not predict future returns.

# THINK ETF. THINK X.



Source: DWS, Index Provider

This factsheet is as at 28 March 2024 unless otherwise specified.

Top 10 ETF constituents		
Issuer	ISIN	Weight
MICROSOFT-T ORD	US5949181045	9.55%
APPLE ORD	US0378331005	7.60%
NVIDIA ORD	US67066G1040	6.82%
AMAZON.COM INC ORD	US0231351067	5.04%
ALPHABET INC-CL A ORD	US02079K3059	2.72%
ALPHABET INC-CL C ORD	US02079K1079	2.29%
LILLY ORD	US5324571083	1.90%
JPMORGAN CHASE ORD	US46625H1005	1.77%
TESLA ORD	US88160R1014	1.49%
UNITEDHEALTH GRP ORD	US91324P1021	1.40%
ETF Fundamentals		
ETF PE Ratio (Forward)	21.90	
ETF PE Ratio (Trailing)	27.27	
Number of Securities in the Fund	316	

Source: DWS

Index information	
Index Name	S&P 500 ESG Index
Index Provider	S&P Dow Jones Indices LLC
Bloomberg Symbol	SPXESUN
Index Type	Total Return Net
Index Base Currency	USD
Index Rebalance Frequency	Annual

Source: Index Provider

#### Further information on Xtrackers

DWS Investments UK Limited  
21 Moorfields  
London EC2Y 9DB  
United Kingdom

Hotline: +44 (0)20 7547 1747  
Website: [www.Xtrackers.com](http://www.Xtrackers.com)  
E-Mail: [Xtrackers@dws.com](mailto:Xtrackers@dws.com)

#### Additional Information

A Glossary of Terms is available at [Xtrackers.com](http://Xtrackers.com).

ETF performance is shown on NAV basis, net of fees and index replication costs. Index performance is calculated on a total return basis. Volatility is calculated since launch of the share class.

#### Disclaimer

This document is intended for information purposes only and does not create any legally binding obligations on the part of DWS Group GmbH & Co. KGaA and/or its affiliates (DWS). This document has been prepared without consideration of the investment needs, objectives or financial circumstances of any investor. Without limitation, this document does not constitute an offer, an invitation to offer or a recommendation to enter into any transaction.

Before making an investment decision, investors need to consider, with or without the assistance of an investment adviser, whether the investments and strategies described or provided by DWS are appropriate in light of their particular investment needs, objectives and financial circumstances.

Information in this document has been obtained or derived from sources believed to be reliable and current. However, accuracy or completeness of the sources cannot be guaranteed.

This document is not directed to, or intended for distribution to or use by, any person or entity who is a citizen or resident of or located in any locality, state, country or other jurisdiction, including the United States, where such distribution, publication, availability or use would be contrary to law or regulation or which would subject DWS to any registration or licensing requirement within such jurisdiction not currently met within such jurisdiction. Persons into whose possession this document may come are required to inform themselves of, and to observe, such restrictions.

Xtrackers (IE) plc is an undertaking for collective investment in transferable securities (UCITS) in accordance with the applicable laws and regulations and set up as open-ended investment company with variable capital and segregated liability amongst its respective compartments.

Investors must buy and must usually sell shares in Xtrackers UCITS ETFs on a secondary market with the assistance of an intermediary (e.g. a stockbroker) and may incur fees for doing so. In addition, investors may pay more than the current net asset value when buying shares and may receive less than the current net asset value when selling them. Before making any investment decision, investors should refer to the Risk Factors in the Prospectus and Key Investor Information Document.

Tax treatment of the Xtrackers UCITS ETFs depends on the individual circumstances of each investor.

Xtrackers (IE) plc is incorporated in Ireland with registered number 393802 and has its registered office at 78 Sir John Rogerson's Quay, Dublin 2, Ireland. DWS Investment S.A. acts as the management company of Xtrackers (IE) plc. The Investment Company may decide to terminate the arrangements made for the marketing of this fund.

Any investment decision in relation to a fund should be based solely on the latest version of the prospectus, the audited annual and, if more recent, un-audited semi-annual reports and the Key Investor Information Document (KIID), all of which are available in English upon request to DWS Investment S.A., 2, Boulevard Konrad Adenauer, L-1115 Luxembourg or on [www.Xtrackers.com](http://www.Xtrackers.com).

A summary of investor rights is available at [www.etf.dws.com](http://www.etf.dws.com) under "About Us – How to Complain?".

**PAST PERFORMANCE DOES NOT PREDICT FUTURE RETURNS.**

© DWS Investments UK Limited, 2024. Authorised and regulated by the Financial Conduct Authority.

#### Index Disclaimer

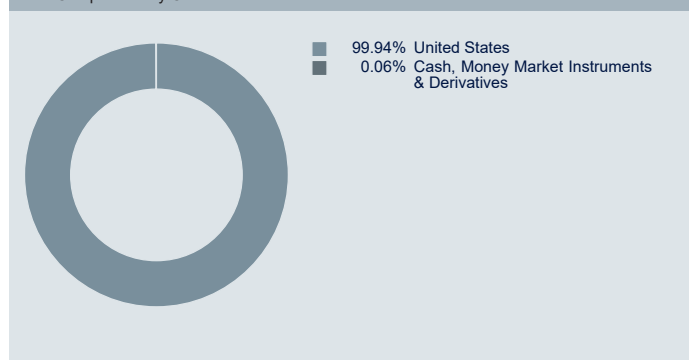
The Index is a product of S&P Dow Jones Indices LLC or its affiliates ("S&P DJI"). Standard & Poor's®, S&P® and Dow Jones® are registered trademarks of S&P DJI and have been licensed for use by the Fund. The Fund is not sponsored, endorsed, sold or promoted by S&P DJI. S&P DJI does not make any representation regarding the advisability of investing in the Fund nor do they have any liability for errors, omissions or interruptions in the Index.

#### S&P 500 ESG UCITS ETF

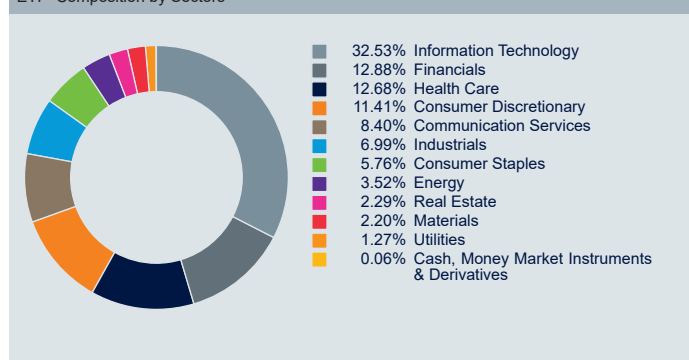
Source: DWS

Figures may not always add up to 100.00% due to rounding

##### ETF Composition by Countries



##### ETF Composition by Sectors



##### ETF Composition by Currencies

