This marketing communication is for consumer use in the UK only. Investors should read the legal documents prior to investing.

As of 31 October 2026

Invesco Global Active ESG Equity UCITS ETF EUR PfHdg Dist

IQSD

Fund objective

The Invesco Global Active ESG Equity UCITS ETF EUR PfHdg Dist aims to deliver superior risk-adjusted returns over the long term when compared with the performance of global equity markets by investing in an actively managed portfolio of global equities that meet a defined set of environmental, social, and corporate governance ("ESG") criteria.

The fund is not managed in reference to a benchmark. An investment in this fund is an acquisition of units in an actively managed fund rather than in the underlying assets owned by the fund.

ETF information

Fund launch date	30 July 2019
Share class launch date	07 September 2022
Ongoing charge [1]	0.30% p.a.
Fund base currency	USD
Share class currency	EUR
Currency hedged	Yes
Index	N/A
Index currency	N/A
Index Bloomberg ticker	N/A
Replication method	Active
UCITS compliant	Yes
Umbrella fund	Invesco Markets II plc
Investment manager	Invesco Capital Management LLC
Domicile	Ireland
UK reporting status	Yes
ISA eligible	Yes
SIPP eligible	Yes
Dividend treatment	Distributing
Dividend schedule	Quarterly
ISIN code	IE0008YN55P8
SEDOL	BN4CZB8
Bloomberg ticker	IQSD GY
Fund size	EUR 3,110.47m
NAV per share	EUR 77.78
Shares in issue	1,998,202
Distribution yield	1.24%
SFDR classification	Article 8

[1] Ongoing charge includes management fee, custody and administration costs but excludes transaction costs. Costs may increase or decrease as result of currency and exchange rate fluctuations. Consult the legal documents for further information on costs.

Investment risks

For complete information on risks, refer to the legal documents. The value of investments and any income will fluctuate (this may partly be the result of exchange rate fluctuations) and investors may not get back the full amount invested. The Fund may be exposed to the risk of the borrower defaulting on its obligation to return the securities at the end of the loan period and of being unable to sell the collateral provided to it if the borrower defaults. The Fund intends to invest in securities of issuers that manage their ESG exposures better relative to their peers. This may affect the Fund's exposure to certain issuers and cause the Fund to forego certain investment opportunities. The Fund may perform differently to other funds, including underperforming other funds that do not seek to invest in securities of issuers based on their ESG ratings. The value of equities and equity-related securities can be affected by a number of factors including the activities and results of the issuer and general and regional economic and market conditions. This may result in fluctuations in the value of the Fund. Currency hedging between the base currency of the Fund and the currency of the share class may not completely eliminate the currency risk between those two currencies and may affect the performance of the share class. The Fund's performance may be adversely affected by variations in the exchange rates between the base currency of the Fund and the currencies to which the Fund is exposed.

About the ETF

Eligible stocks are screened for compliance with the Fund's ESG Criteria, and then scored based on their attractiveness with respect to three investment factors: Value (i.e. companies perceived to be inexpensive relative to market averages), Quality (i.e. companies that demonstrate stronger balance sheets relative to market averages) and Momentum (i.e. companies whose historical share price performance or earnings growth have exceeded market averages). The Fund will hold a sub-set of these stocks, using an optimisation process that seeks to maximise exposure to those investment factors whilst targeting a risk profile that is consistent with the Fund's investment objective. The "quantitative investment model" uses mathematical, logical and statistical techniques for stock selection purposes. Fund holdings are rebalanced monthly.

Past performance does not predict future returns.

Indexed performance, % growth since inception

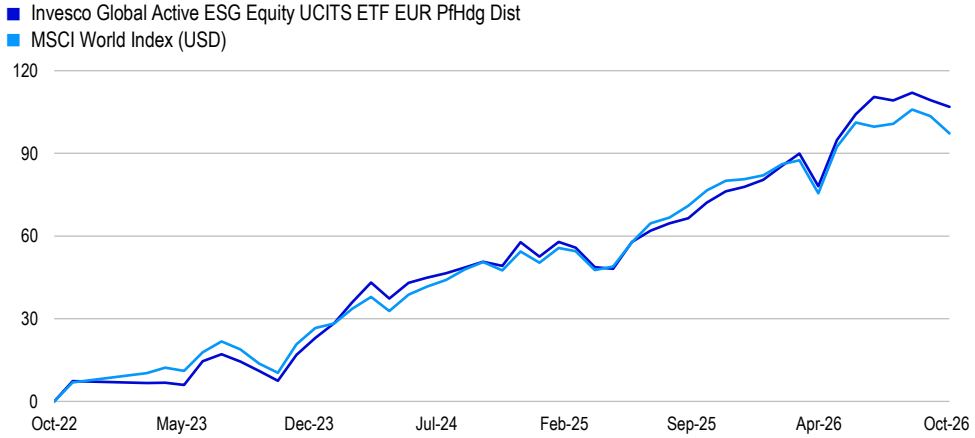

Cumulative performance as at 31 October 2026 (%)

	1Y	3Y	5Y	10Y	Fund inception
ETF	15.88	89.96	-	-	106.83
Benchmark	12.11	82.86	-	-	97.29

Calendar year performance (%)

	2025	2024	2023	2022	2021	2020	2019	2018	2017	2016
ETF	18.29	23.88	21.97	-	-	-	-	-	-	-
Benchmark	21.09	18.67	23.79	-	-	-	-	-	-	-

Standardised rolling 12 month performance (%)

	10.25 10.26	10.24 10.25	10.23 10.24	10.22 10.23	10.21 10.22	10.20 10.21	10.19 10.20	10.18 10.19	10.17 10.18	10.16 10.17
ETF	15.88	18.11	38.79	8.67	-	-	-	-	-	-
Benchmark	12.11	22.02	33.68	10.48	-	-	-	-	-	-

Source: Invesco, Bloomberg L.P., FactSet. Index/Benchmark performance is shown in the index/benchmark currency. ETF performance shown is calculated with reference to the Net Asset Value, inclusive of net reinvested income and net of ongoing charges and portfolio transaction costs, in EUR. The figures do not reflect the actual share price, the impact of the bid/offer spread or broker commissions. Returns may increase or decrease as a result of currency fluctuations. ETF NAV performance differs from that of the index due to the ongoing charges and portfolio transaction costs and due to the fact that the ETF does not necessarily always hold all the securities in the index in their respective weighting. This ETF does not charge an entry fee.

Geographic allocation (%)

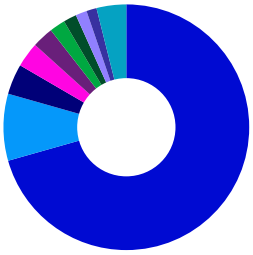

United States	70.6
Japan	8.8
Canada	4.0
France	3.3
Netherlands	2.8
Switzerland	2.1
Norway	1.7
Sweden	1.5
Australia	1.3
Others	3.9

Source: Invesco, as at **31 Oct 2026**

Sector allocation (%)

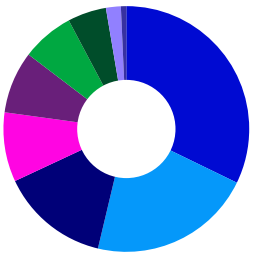

Information technology	32.2
Financials	21.5
Industrials	14.3
Communication services	9.1
Health care	8.2
Consumer discretionary	6.9
Materials	5.1
Consumer staples	2.0
Real estate	0.7
Others	-0.1

Source: Invesco, as at **31 Oct 2026**

Top exposures (%) (Total holdings: 199)

Name	Weight
NVIDIA CORP USD0.001	5.98
MICROSOFT CORP USD0.00000625	4.25
ALPHABET INC-CL A USD0.001	3.97
TORONTO-DOMINION BANK NPV	2.04
BROADCOM INC NPV	1.77
LINDE PLC USD NPV	1.51
CENTENE CORP USD0.001	1.47
GILEAD SCIENCES INC USD0.001	1.38
CROWN HOLDINGS INC USD5	1.37
CAN IMPERIAL BK OF COMMERCE NPV	1.36

Source: Invesco, as at **31 Oct 2026**

Please see etf.invesco.com for ETP holdings information. Holdings are subject to change.

Important information

For information on our funds and the relevant risks, refer to the Key Information Documents/Key Investor Information Documents (local languages) and Prospectus (English), and the financial reports, available from www.invesco.eu. A summary of investor rights is available in English from www.invesco.com/ie-manco/en/home.html. The management company may terminate marketing arrangements.

This is marketing material and not financial advice. It is not intended as a recommendation to buy or sell any particular asset class, security or strategy. Regulatory requirements that require impartiality of investment/investment strategy recommendations are therefore not applicable nor are any prohibitions to trade before publication.

If investors are unsure if this product is suitable for them, they should seek advice from a financial adviser.

Current tax levels and reliefs may change. Depending on individual circumstances, this may affect investment returns.

Views and opinions are based on current market conditions and are subject to change.

UCITS ETF's units / shares purchased on the secondary market cannot usually be sold directly back to UCITS ETF. Investors must buy and sell units / shares on a secondary market with the assistance of an intermediary (e.g. a stockbroker) and may incur fees for doing so. In addition, investors may pay more than the current net asset value when buying units / shares and may receive less than the current net asset value when selling them.

The funds or securities referred to herein are not sponsored, endorsed, or promoted by MSCI Inc ("MSCI"), and MSCI bears no liability with respect to any such funds or securities or any index on which such funds or securities are based.

Not all share classes of this fund may be available for public sale in all jurisdictions and not all share classes are the same nor do they necessarily suit every investor.

For the full objectives and investment policy please consult the current prospectus.

Any investment decision should take into account all the characteristics of the fund as described in the legal documents. For sustainability related aspects, please refer to https://www.invescomanagementcompany.ie/dub-manco

Issued by Invesco Asset Management Limited, Perpetual Park, Perpetual Park Drive, Henley-on-Thames, Oxfordshire RG9 1HH, UK. Authorised and regulated by the Financial Conduct Authority. This fund is authorised overseas, not in the UK. The UK Financial Ombudsman Service is unlikely to be able to consider complaints about this fund, its management company, or its depositary. Any losses related to the management company or depositary are unlikely to be covered by the UK Financial Services Compensation Scheme.

Glossary

Benchmark: An index against which the ETF is measured, in terms of relative performance, risk and other useful comparisons.

Distribution Yield: The distribution yield is a measurement of cash flow being paid. It's the sum of the distributions over 12 months divided by the net asset value (NAV) of the fund.

ESG: Environmental, Social and Governance, three key factors in measuring sustainability and societal impact of a company.

ETF: Exchange traded fund. A type of fund that is traded on the stockmarket like ordinary shares. ETFs can be bought and sold during trading hours, like ordinary shares, whereas other types of funds are priced once a day only.

Factors: An investment approach that seeks to identify and invest in securities that display certain quantifiable characteristics. Common examples of factors include Value, Quality and Momentum. A factor strategy may seek to target just one factor or combine multiple factors.

Hedged: The intended result of reducing the portfolio's exposure to a specific risk, such as the risk of fluctuations between currency exchange rates ("currency hedging").

ISA: Individual Savings Account. A type of investment account in the UK in which the tax on income is lower than usual, and there is no tax on profits made from an increase in the value of shares.

Physical Replication: Physical funds invest directly in constituents of the benchmark index.

Replication Method: Strategy employed by the fund to achieve its objective.

SIPP: Self-Invested Pension Plan. A type of UK pension for which a person makes their own investment decisions.

UCITS: Undertakings for Collective Investment in Transferable Securities. European regulatory framework for an investment vehicle that can be marketed across the European Union.

UK Reporting Status: Indicates whether or not the fund has United Kingdom fund tax status, this can lead to a UK investor receiving favourable tax rates on any gain or disposal of holdings in the fund.

ESG Supplement
As at 30 October 2026

Article 6 SFDR
For the purposes of meeting the requirements of Article 6 SFDR, we have disclosed information on Sustainability Risks in the Prospectus Addendum found on etf.invesco.com

Article 8 SFDR
We consider that this fund is promoting environmental or social characteristics and meets the criteria in Article 8 of the SFDR. For further information please refer to the Prospectus Addendum and the index provider's methodology found on etf.invesco.com

Important Information
The information presented in this section is for illustrative purposes only and is intended to help you gain insights into potential long-term risks and opportunities in your investments. Providing this information is not indicative of how or whether ESG factors will be integrated into the fund. Unless otherwise stated in the legal offering documents, the ESG information provided in this document does not change the fund's investment objective or policy or constrain the fund's investable universe. All ESG, carbon emissions, and business involvement data are sourced from MSCI ESG Research. In order to assess the ESG profile, the fund or index must have at least 10 securities or constituents, and 65% of the fund's weight must be covered by MSCI ESG Research. For more details, please see MSCI's methodology on www.msci.com. Ratings may vary from one rating agency to another. A rating may change over time and is not a guarantee of future performance of the fund.

ESG Profile[1]	Fund	Non-ESG Benchmark[2]
ESG Fund Rating (AAA-CCC)	AA	A
ESG Quality Score (0-10)	8.2	6.8
Environmental Pillar Score	6.4	5.8
Social Pillar Score	5.6	4.9
Governance Pillar Score	6.3	5.8
ESG % Coverage	100.0	99.9

Carbon Footprint[1]	Fund	Non-ESG Benchmark[2]
Scope 1 Emissions (tons CO_2e)	31,383.3	104,238.5
Scope 2 Emissions (tons CO_2e)	28,907.1	27,423.9
Total Carbon Intensity (tons CO_2e/USDM)	31.9	103.4
Wtd Avg Carbon Intensity (tons CO_2e/USDM)	40.1	95.8

MSCI ESG Rating Distribution[1]
Distribution of ESG Ratings across the fund and benchmark from AAA (best) to CCC (worst).

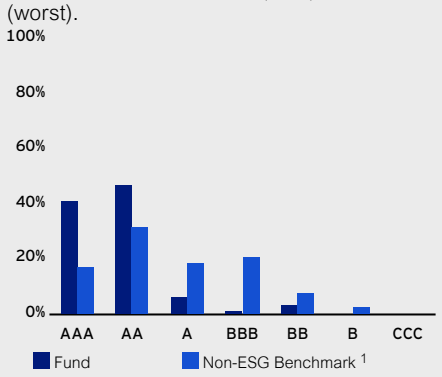

ESG Trend Momentum[1]
The percentage of companies held by the fund or index that have improved their ESG Rating, (positive), have no change (stable) or worsened (negative) since the previous rating.

Trend	Fund	Non-ESG Benchmark[2]
Positive	17.4%	16.8%
Stable	72.0%	71.1%
Negative	10.6%	11.7%
Unrated	-	0.3%

Corporate Governance	Fund
Board Independence	80.4%
Female Directors	32.4%

Business Screening and Exclusions	Fund	Non-ESG Benchmark[1]
UN Global Compact Violations	-	< 0.1%
Civilian Firearms	-	0.1%
Controversial Weapons	-	0.4%
Conventional Weapons	-	1.4%
Nuclear Weapons	-	2.0%
Tobacco	-	0.7%
Thermal Coal	-	0.9%
Oil Sands	-	0.2%
Recreational Cannabis	-	< 0.1%

ESG Rating Distribution by Sector[1,3]	AAA	AA	A	BBB	BB	B	CCC	Not Rated
Communication Services	2.3%	0.9%	0.6%	1.1%	4.0%	-	-	-
Consumer Discretionary	4.3%	2.9%	0.9%	-	-	-	-	-
Consumer Staples	-	0.5%	-	-	-	-	-	-
Energy	-	-	-	-	-	-	-	-
Financials	13.0%	6.7%	0.9%	-	-	-	-	-
Health Care	2.7%	4.1%	0.3%	-	-	-	-	-
Industrials	6.6%	5.8%	1.4%	-	-	-	-	-
Information Technology	9.3%	20.7%	1.7%	0.2%	-	-	-	-
Materials	0.6%	4.1%	0.5%	-	-	-	-	-
Real Estate	0.7%	0.9%	-	-	-	-	-	-
Utilities	0.3%	-	-	-	-	-	-	-
Other	1.1%	0.4%	0.3%	-	-	-	-	-

Towards Sustainability (Belgium)

Umweltzeichen (Austria)

Glossary

MSCI ESG Fund Rating: The Fund's ESG rating is designed to assess the resilience of the fund's aggregate holdings to long-term, financially relevant ESG risks and should facilitate the ability to rank or screen mutual funds and ETFs on a AAA to CCC ratings scale. This rating aims to provide fund level transparency and measures the ESG characteristics of the total portfolio. It is calculated as a direct mapping of MSCI ESG Quality Scores to letter rating categories. ESG Leaders are holdings with an ESG rating of AAA or AA (best in class), and ESG Laggards are holdings with an ESG rating of B or CCC.

MSCI ESG Quality Score: Calculated as the weighted average of the underlying holding's ESG scores, excluding any underlying holding where this information is not available. It is provided on a 0-10 scale, with 0 and 10 being the respective lowest and highest possible scores. MSCI scores underlying holdings according to their exposure to and management of key ESG issues, which are divided into three pillars: environmental, social and governance.

ESG % Coverage: The percentage of the fund and benchmark where MSCI ESG Research is available.

CO_2 Scope 1 Emission: A company's Scope 1 direct emissions (tCO_2e) from operations. The direct emissions data represents the final, MSCI reviewed and approved value based on the MSCI methodology, which selects the accurate value from available sources.

CO_2 Scope 2 Emission: A company's Scope 2 energy indirect emissions (tCO_2e) from operations. The energy indirect emissions data represents the final, MSCI reviewed and approved value based on the MSCI methodology, which selects the accurate value from available sources.

Total Carbon Intensity: Measures the fund or index's overall carbon intensity and carbon efficiency associated with its holdings, based on carbon expertise and research provided by MSCI. It uses the carbon intensity metrics at the company level (Scope 1 + Scope 2) per USUSD1 million of revenue. For government bonds, it uses total country carbon emissions per USUSD1 million GDP.

Wtd Avg (Weighted Average) Carbon Intensity: The underlying funds' exposure to carbon intensive holdings, calculated as the weighted average of the constituent's intensity metrics: Scope 1 + 2 Emissions per USD 1M revenue for corporates and total country carbon emissions per USD 1M GDP for government bonds.

Board Independence: Weighted average percentage of board members that meet the MSCI criteria for independence.

Female Directors: Weighted average percentage of female board members.

Towards Sustainability Label: The Belgian label "Towards Sustainability" was developed in 2019 on the initiative of Febelfin, the Belgian association of the financial sector, and is awarded by the independent organization Central Labelling Agency. For more information, visit www.towardssustainability.be

Umweltzeichen (translation: "Environmental Label"): The Austrian Ecolabel certifies ethically oriented projects and companies that generate profits through sustainable investments. The Austrian Eco-Label was awarded to the Fund by the Federal Ministry for Climate Protection, Environment, Energy, Mobility, Infrastructure and Technology (BMK) because, in addition to economic criteria, ecological and social criteria are also taken into account when selecting shares/bonds. The eco-label ensures that these criteria and their implementation are suitable for selecting appropriate shares/bonds. This has been independently verified. The award of the eco-label does not represent an economic evaluation and does not allow any conclusions to be drawn about the future performance of the financial product. For more information, visit www.umweltzeichen.at.

SFDR: Part of the EU's Sustainable Finance Action Plan, the Sustainable Finance Disclosure Regulation (SFDR, also known as Disclosure Regulation) aims to promote transparency on sustainability by ensuring that participants in the financial services sector provide consistent information to clients in relation to the sustainability of the products and services they provide.The supplement of the fund and the management company website contain further information on compliance with SFDR.

Article 6: The requirement under SFDR to describe the manner in which sustainability risks are integrated into investment decisions, or to provide an explanation of reasons why sustainability risks are deemed not to be relevant.

Article 8 Fund: A fund that, in accordance with the criteria outlined in Article 8 of SFDR, promotes, among other characteristics, environmental or social characteristics, or a combination of those characteristics and provided that the companies that the fund invests in follow good governance practices.

Article 9 Fund: A fund that, in accordance with the criteria outlined in Article 9 of SFDR has sustainable investment as its objective.

Certain information contained herein (the "Information") is sourced from/copyright of MSCI Inc., MSCI Solutions LLC, or their affiliates ("MSCI"), or information providers (together the "MSCI Parties") and may have been used to calculate scores, signals, or other indicators. The Information is for internal use only and may not be reproduced or disseminated in whole or part without prior written permission. The Information may not be used for, nor does it constitute, an offer to buy or sell, or a promotion or recommendation of, any security, financial instrument or product, trading strategy, or index, nor should it be taken as an indication or guarantee of any future performance. Some funds may be based on or linked to MSCI indexes, and MSCI may be compensated based on the fund's assets under management or other measures. MSCI has established an information barrier between index research and certain Information. None of the Information in and of itself can be used to determine which securities to buy or sell or when to buy or sell them. For regulatory disclosures mandated under the EU ESG Rating Activities Regulation (Regulation (EU) 2024/3005), please visit www.msci.com/legal/sustainability-and-climate-resources-and-disclosures/msci-sustainability-and-climate-methodologies for methodology and organizational disclosures and https://www.msci.com/data-and-analytics/sustainability-solutions/esg-ratings for rating level disclosures. The Information is provided "as is" and the user assumes the entire risk of any use it may make or permit to be made of the Information. No MSCI Party warrants or guarantees the originality, accuracy and/or completeness of the Information and each expressly disclaims all express or implied warranties. No MSCI Party shall have any liability for any errors or omissions in connection with any Information herein, or any liability for any direct, indirect, special, punitive, consequential or any other damages (including lost profits) even if notified of the possibility of such damages.

[1] ESG and carbon data is sourced from MSCI at the security level. All ESG metrics are calculated by FE FundInfo, replicating the MSCI methodology, using the underlying holdings of the portfolio. For more details, please see MSCI's methodology www.msci.com

[2] The non-ESG Benchmark, MSCI World Total Return (Net) Index, is a relevant broad market index for comparison purposes.

[3] The ESG rating distribution table does not include cash positions and therefore may not total 100%.

MSCI ESG Business Involvement Screening Research: Provides research on company involvement in products and services, which allow investors to screen companies according to specific criteria motivated by ethical, impact, compliance or ESG risk considerations.

Summary definitions of each business screening are as follows:

UN Global Compact (UNGC) Violations: Percentage of companies in the fund or index that have been identified to have violated United Nations Global Compact principles. Data is based on MSCI ESG Controversies Research and MSCI ESG Global Norms Screening.

Controversial Weapons: Percentage of companies in the fund or index that have been identified to have ties to controversial weapons, including cluster munitions, land mines, biological and chemical weapons, depleted uranium weapons, blinding laser weapons, incendiary weapons, and/or non-detectable fragments.

Conventional Weapons: Percentage of companies in the fund or index that have been identified to have ties to conventional weapons, weapons systems, component. and support systems and services.

Nuclear Weapons: Percentage of companies in the fund or index that have been identified to have ties to production of nuclear warheads and/or whole nuclear missiles, manufacture components that were developed or are significantly modified for exclusive use in nuclear weapons (warheads and missiles), manufacture or assemble delivery platforms that were developed or significantly modified for the exclusive delivery of nuclear weapons, provide auxiliary services related to nuclear weapons.

Civilian Firearms: Percentage of companies in the fund or index that have been identified to have ties to firearms, small-arms ammunitions including automatic and semi-automatic for the civilian market. The research excludes products exclusively sold for the military, government. and law enforcement markets.

Tobacco: Percentage of companies in the fund or index that have been identified to have ties to tobacco products, such as cigars, kreteks, smokeless tobacco, snuff, snus, dissolvable and chewing tobacco. This also includes companies that grow or process raw tobacco leaves.

Thermal Coal: Percentage of companies in the fund or index that have been identified to have ties to power from coal or derive revenue from thermal coal mining.

Oil Sands: Percentage of companies in the fund or index that have been identified to have ties to oil sands, in particular, reserve ownership and production activities.

Recreational Cannabis: Percentage of companies in the fund or index that have been identified to have ties to or derive revenue from recreational cannabis.

Contact Information

Client services
Telephone: 0800 085 8677
E-mail: investorqueries@invesco.com
etf.invesco.com

Telephone calls may be recorded.

Issued by Invesco Investment Management Limited, Ground Floor, 2 Cumberland Place, Fenian Street, Dublin 2, Ireland.

Authorised in Ireland and regulated by the Central Bank of Ireland.