

AMUNDI MSCI WORLD UCITS ETF ACC

FACTSHEET

Marketing
Communication

31/03/2025

EQUITY ■

Key Information (Source: Amundi)

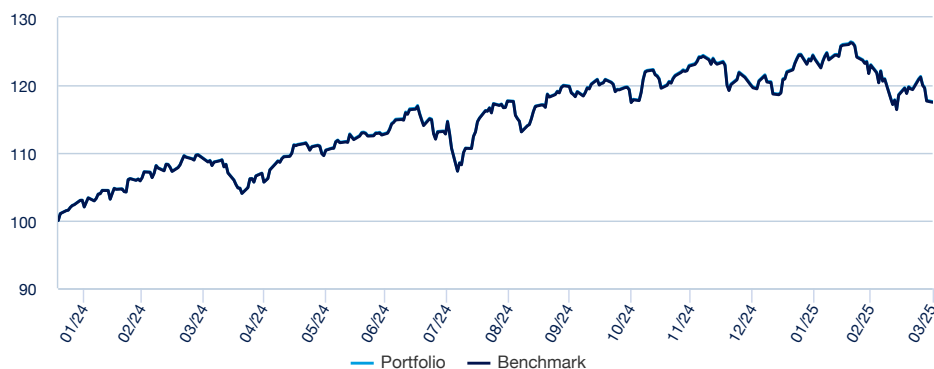
Net Asset Value (NAV) : **132.66 (USD)**
 NAV and AUM as of : **31/03/2025**
 Assets Under Management (AUM) :
10,301.27 (million USD)
 ISIN code : **IE000BI8OT95**
 Replication type : **Physical**
 Benchmark : **100% MSCI WORLD**

Objective and Investment Policy

The objective of this Sub-Fund is to track the performance of MSCI WORLD Index, and to minimize the tracking error between the net asset value of the Sub-Fund and the performance of the Index. The SubFund aims to achieve a level of tracking error of the Sub-Fund and its index that will not normally exceed 1%.

Returns (Source: Fund Admin) - Past performance does not predict future returns

Performances from 18/01/2024 to 31/03/2025 (Source : Fund Admin)



Risk indicators (Source: Fund Admin)

	1 year	3 years	Inception to date *
Portfolio volatility	12.55%	-	11.79%
Benchmark volatility	12.51%	-	11.75%
Ex-post Tracking Error	0.09%	-	0.09%
Sharpe ratio	0.17	-	0.73

* Volatility is a statistical indicator that measures an asset's variations around its average value. For example, market variations of +/- 1.5% per day correspond to a volatility of 25% per year. The higher the volatility, the higher the risk. The Tracking Error indicator measures the performance's difference between the fund and the benchmark

Cumulative returns* (Source: Fund Admin)

	YTD	1 month	3 months	1 year	3 years	5 years	Since
Since	31/12/2024	28/02/2025	31/12/2024	28/03/2024	-	-	18/01/2024
Portfolio	-1.80%	-4.45%	-1.80%	7.11%	-	-	17.57%
Benchmark	-1.79%	-4.45%	-1.79%	7.07%	-	-	17.46%
Spread	-0.01%	0.00%	-0.01%	0.04%	-	-	0.11%

Calendar year performance* (Source: Fund Admin)

	2024	2023	2022	2021	2020
Portfolio	-	-	-	-	-
Benchmark	-	-	-	-	-
Spread	-	-	-	-	-

* Source : Amundi. The above cover complete periods of 12 months for each calendar year. **Past performance is no predictor of current and future results and does not guarantee future yield**. Any losses or gains do not take into consideration any costs, commissions and fees incurred by the investor in the issue and buyout of the shares (e.g. taxes, brokerage fees or other commissions deducted by the financial intermediary). If performance is calculated in a currency other than the euro, any losses or gains generated can thereby be affected by exchange rate fluctuations (both upward and downward). The discrepancy accounts for the performance difference between the portfolio and the index.

EQUITY ■

Meet the Team



Lionel Brafman

Head of the Index & Multistategies team



David Heard

Lead Portfolio Manager

Index Data (Source : Amundi)

Description of the Index

The MSCI World Index represent the performance of large and mid caps across 23 Developed Markets countries. It covers approximately 85% of the free float adjusted market capitalisation in each country.

Information (Source: Amundi)

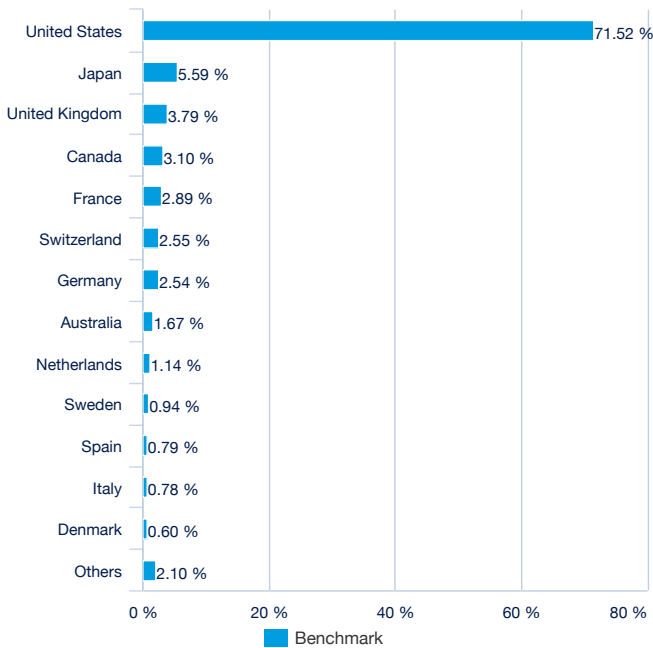
Asset class : **Equity**
Exposure : **International**

Holdings : **1352**

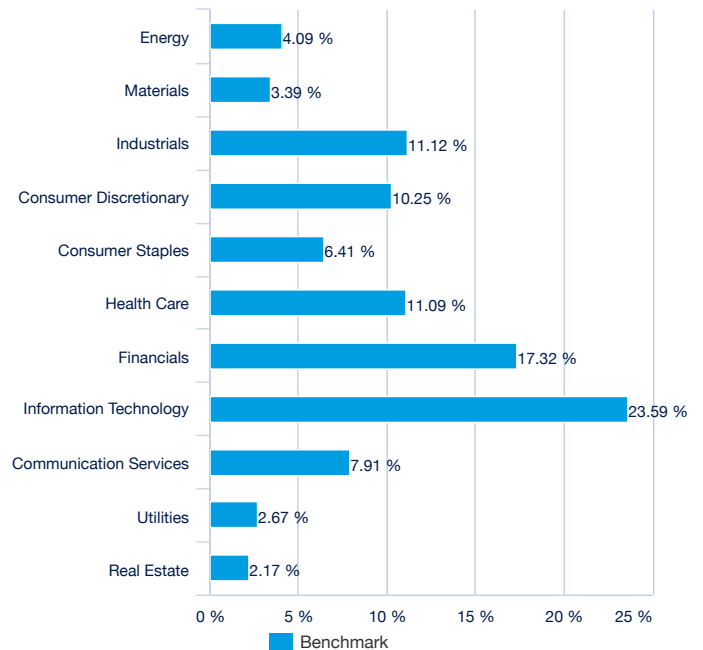
Top 10 benchmark holdings (source : Amundi)

	% of assets (Index)
APPLE INC	4.80%
NVIDIA CORP	3.94%
MICROSOFT CORP	3.92%
AMAZON.COM INC	2.67%
META PLATFORMS INC-CLASS A	1.84%
ALPHABET INC CL A	1.32%
ALPHABET INC CL C	1.14%
TESLA INC	1.12%
BROADCOM INC	1.10%
BERKSHIRE HATHAWAY INC-CL B	1.03%
Total	22.89%

Geographical breakdown (Source: Amundi)



Benchmark Sector breakdown (source : Amundi)



EQUITY ■

Principal characteristics (Source : Amundi)

Fund structure	ICAV Irish
UCITS compliant	UCITS
Management Company	Amundi Ireland Limited
Administrator	HSBC Securities Services (Ireland) DAC
Custodian	HSBC Continental Europe
Independent auditor	PRICEWATERHOUSECOOPERS
Share-class inception date	17/01/2024
Date of the first NAV	18/01/2024
Share-class reference currency	USD
Classification	-
Type of shares	Accumulation
ISIN code	IE000BI8OT95
Minimum investment to the secondary market	1 Share(s)
Frequency of NAV calculation	Daily
Management fees and other administrative or operating costs	0.12%
Minimum recommended investment period	5 years
Fiscal year end	December
ISA and SIPP Eligible	-
Primary Market Maker	-

Listing data (source : Amundi)

Place	Hours	CCY	Mnemo	Bloomberg Ticker	Bloomberg iNAV	Reuters RIC	Reuters iNAV
Nyse Euronext Paris	-	EUR	MWRD	MWRD FP	MWRDEUIV	MWRD.PA	MWRDEURINAV=SOLA
London Stock Exchange	-	GBP	MWRL	MWRL LN	IMWRDGIV	MWRL.L	IMWRDINAV=SOLA
London Stock Exchange	-	USD	MWRU	MWRU LN	MWRDUSIV	MWRU.L	MWRDUSDINAV=SOLA
Deutsche Börse	-	EUR	MWRE	MWRE GY	MWRDEURINAV=SOLA	MWRDGEUR.DE	MWRDEUIV
Deutsche Börse	-	GBP	MWRD	MWRD GY	IMWRDGIV	MWRD.DE	IMWRDINAV=SOLA
Borsa Italiana	-	EUR	MWRD	MWRD IM	MWRDEUIV	MWRD.MI	MWRDEURINAV=SOLA
Six Swiss Exchange	-	USD	MWRD	MWRD SW	-	MWRD.S	-
Nyse Euronext Amsterdam	-	USD	WRDU	WRDU NA	-	WRDU.AS	-
Mexican Stock Exchange (BMV)	-	MXN	MWRD1	MWRD1N MM	-	-	-

Contact

ETF Sales contact

France & Luxembourg	+33 (0)1 76 32 65 76
Germany & Austria	+49 (0) 800 111 1928
Italy	+39 02 0065 2965
Switzerland (German)	+41 44 588 99 36
Switzerland (French)	+41 22 316 01 51
United Kingdom	+44 (0) 20 7 074 9598
UNITED KINGDOM (Instit)	+44 (0) 800 260 5644
Netherlands	+31 20 794 04 79
Nordic countries	+46 8 5348 2271
Hong Kong	+65 64 39 93 50
Spain	+34 914 36 72 45

ETF Capital Markets contact

Téléphone	+33 (0)1 76 32 19 93
Bloomberg IB Chat	Capital Markets Amundi ETF
	Capital Markets Amundi HK ETF

ETF Market Makers contact

BNP Paribas	+33 (0)1 40 14 60 01
Kepler Cheuvreux	+33 (0)1 53 65 35 25

Amundi contact

Amundi ETF
90 bd Pasteur
CS 21564
75 730 Paris Cedex 15 - France
Hotline : +33 (0)1 76 32 47 74
info-etf@amundi.com

Facilities Agent

Amundi (UK) Limited
41 Lothbury - London
EC2R 7HF - United Kingdom

EQUITY ■

Index Providers

THE SUB-FUND IS NOT SPONSORED, ENDORSED, SOLD OR PROMOTED BY MSCI INC. ("MSCI"), ANY OF ITS AFFILIATES, ANY OF ITS INFORMATION PROVIDERS OR ANY THIRD PARTY INVOLVED IN, OR RELATED TO, COMPILING OR CREATING ANY MSCI INDEX (COLLECTIVELY, THE "MSCI PARTIES"). THE MSCI INDICES ARE THE EXCLUSIVE PROPERTY OF MSCI AND ARE SERVICE MARKS OF MSCI OR ITS AFFILIATES. THE MSCI INDICES HAVE BEEN LICENSED FOR USE FOR CERTAIN PURPOSES BY AMUNDI. NONE OF THE MSCI PARTIES MAKES ANY REPRESENTATION OR WARRANTY, EXPRESS OR IMPLIED, TO THE ISSUER OR OWNERS OF THIS SUB-FUND OR ANY OTHER PERSON OR ENTITY REGARDING THE ADVISABILITY OF INVESTING IN SUBFUNDS GENERALLY OR IN THIS PARTICULAR SUB-FUND OR THE ABILITY OF ANY MSCI INDEX TO TRACK CORRESPONDING STOCK MARKET PERFORMANCE. MSCI OR ITS AFFILIATES ARE THE LICENSORS OF CERTAIN TRADEMARKS, SERVICE MARKS AND TRADE NAMES AND OF THE MSCI INDICES WHICH ARE DETERMINED, COMPOSED AND CALCULATED BY MSCI WITHOUT REGARD TO AMUNDI OR THIS SUB-FUND OR THIS SUB-FUND'S UNITHOLDERS OR ANY OTHER PERSON OR ENTITY. NONE OF THE MSCI PARTIES HAS ANY OBLIGATION TO TAKE THE NEEDS OF THE AMUNDI, THIS SUB-FUND'S UNITHOLDERS OR ANY OTHER PERSON OR ENTITY INTO CONSIDERATION IN DETERMINING, COMPOSING OR CALCULATING THE MSCI INDICES. NONE OF THE MSCI PARTIES IS RESPONSIBLE FOR OR HAS PARTICIPATED IN DETERMINATION OF THE TIMING OF, PRICES AT, OR QUANTITIES OF THIS SUB-FUND TO BE ISSUED OR IN THE DETERMINATION OR CALCULATION OF THE EQUATION BY OR THE CONSIDERATION INTO WHICH THIS SUB-FUND IS REDEEMABLE. FURTHERMORE, NONE OF THE MSCI PARTIES HAS ANY OBLIGATION OR LIABILITY TO THE ISSUER OR OWNERS OF THIS SUB-FUND OR ANY OTHER PERSON OR ENTITY IN CONNECTION WITH THE ADMINISTRATION, MARKETING OR OFFERING OF THIS SUB-FUND. ALTHOUGH MSCI SHALL OBTAIN INFORMATION FOR INCLUSION IN OR FOR USE IN THE CALCULATION OF THE MSCI INDICES FROM SOURCES THAT MSCI CONSIDERS RELIABLE, NONE OF THE MSCI PARTIES WARRANTS OR GUARANTEES THE ORIGINALITY, ACCURACY AND/OR THE COMPLETENESS OF ANY MSCI INDEX OR ANY DATA INCLUDED THEREIN. NONE OF THE MSCI PARTIES MAKES ANY WARRANTY, EXPRESS OR IMPLIED, AS TO RESULTS TO BE OBTAINED BY THE ISSUER OF THE SUB-FUND, OWNERS OF THE SUB-FUND, OR ANY OTHER PERSON OR ENTITY, FROM THE USE OF ANY MSCI INDEX OR ANY DATA INCLUDED THEREIN. NONE OF THE MSCI PARTIES SHALL HAVE ANY LIABILITY FOR ANY ERRORS, OMISSIONS OR INTERRUPTIONS OF OR IN CONNECTION WITH ANY MSCI INDEX OR ANY DATA INCLUDED THEREIN. FURTHERMORE, NONE OF THE MSCI PARTIES MAKES ANY EXPRESS OR IMPLIED WARRANTIES OF ANY KIND, AND THE MSCI PARTIES HEREBY EXPRESSLY DISCLAIM ALL WARRANTIES OF MERCHANTABILITY AND FITNESS FOR A PARTICULAR PURPOSE, WITH RESPECT TO EACH MSCI INDEX AND ANY DATA INCLUDED THEREIN. WITHOUT LIMITING ANY OF THE FOREGOING, IN NO EVENT SHALL ANY OF THE MSCI PARTIES HAVE ANY LIABILITY FOR ANY DIRECT, INDIRECT, SPECIAL, PUNITIVE, CONSEQUENTIAL OR ANY OTHER DAMAGES (INCLUDING LOST PROFITS) EVEN IF NOTIFIED OF THE POSSIBILITY OF SUCH DAMAGES.

Important information

This document is provided for information purposes only and does not constitute a recommendation, a solicitation, an offer, advice or an invitation to purchase or sell any units or shares of the fund (FCP), collective employee fund (FCPE), SICAV, SICAV sub-fund or SICAV investing primarily in real estate (SPPICAV) (collectively, "the Funds") described herein and should in no case be interpreted as such. This document is not a contract or commitment of any form. Information contained in this document may be altered without notice. The management company accepts no liability whatsoever, whether direct or indirect, that may arise from the use of information contained in this document. The management company can in no way be held responsible for any decision or investment made on the basis of information contained in this document. The information contained in this document is disclosed to you on a confidential basis and shall not be copied, reproduced, modified, translated or distributed without the prior written approval of the management company, to any third person or entity in any country or jurisdiction which would subject the management company or any of the funds, to any registration requirements within these jurisdictions or where it might be considered as unlawful. Not all of the funds are systematically registered in all jurisdictions of all investors. Investment involves risk. The past performances shown in this document, and simulations based on these, do not guarantee future results, nor are they reliable indicators of future performance. The value of an investment in units or shares of the funds may fluctuate according to market conditions and cause the value of an investment to go up or down. As a result, fund investors may lose all or part of the capital originally invested. All potential investors in the funds are advised to ascertain whether such an investment is compatible with the laws to which they are subject and the tax implications of such an investment prior to investing, and to familiarise themselves with the legal documents in force for each fund. Concerning mandates, this document is a part of the periodic statement of the management activities of your portfolio and must be read in conjunction with any other periodic statement or notice of confirmation provided by your custodian and related to the transactions of your portfolio. Unless stated otherwise, the management company is the source of the data in this document. The date of the data in this document is that indicated at the top of the document, unless otherwise stated.