

This factsheet is as at 28 March 2024 unless otherwise specified.

Xtrackers MSCI USA Climate Transition UCITS ETF 1D

a sub fund of Xtrackers (IE) Plc

At a Glance

- Direct investment in US large and mid-cap equities
- Complies with the EU Climate Transition Benchmark regulation regarding decarbonisation and activity filters

Reference Index key features

The MSCI USA Select Sustainability Screened CTB Index aims to reflect the performance of the following market:

- Large and medium capitalisation companies from the USA that are selected and weighted with the aim of meeting the minimum standards for EU CTB
- Reduce exposure to select indicators that are considered to have adverse environmental or social impact, and increase exposure to companies that make a positive contribution to the society and the environment
- ESG exclusions
- Reviewed on a semi-annual basis

Additional information on the index, selection and weighting methodology is available at <https://www.msci.com/>.

Key Risks

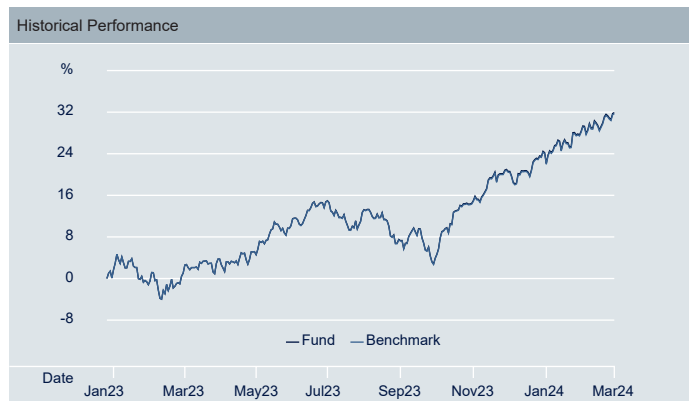
- **The value of your investment may go down as well as up and past performance does not predict future returns. Investor capital may be at risk up to a total loss.**
- The value of an investment in shares will depend on a number of factors including, but not limited to, market and economic conditions, sector, geographical region and political events.
- The Fund is exposed to market movements in a single country or region which may be adversely affected by political or economic developments, government action or natural events that do not affect a fund investing in broader markets.

Fund information	
ISIN	IE000GYDNJS5
Share class currency	USD
Fund Currency	USD
Fund launch date	25 January 2023
Domicile	Ireland
Portfolio Methodology	Direct Replication
Sub-Portfolio Manager	DWS Investments UK Ltd
Investment Manager	DWS Investment GmbH
Custodian	State Street Custodial Services (Ireland) Limited
All-in fee ¹	0.09% p.a.
Income treatment	Distribution
NAV per Share	USD 40.97
Total Fund Assets	USD 11.36 Million
Total Shares Outstanding	277,300.00
Reporting Fund	Seeking

¹ Please see additional information / Glossary.

Listing and trading information			
Exchange	Bloomberg Ticker	Reuters RIC	Trading Currency
Xetra	XCUD GY	XCUD.DE	EUR
London Stock Exchange	XCUI LN	XCUI.L	GBP
London Stock Exchange	XCUD LN	XCUD.L	USD

Cumulative performance figures					
	1 Month	3 Months	6 Months	1 Year	Annualised Volatility
Share Class	2.80%	9.38%	22.95%	28.58%	12.81%
Index	2.78%	9.35%	22.84%	28.35%	12.65%
Tracking Difference	0.02%	0.03%	0.11%	0.23%	-
Tracking Error	0.03%	0.02%	0.06%	0.08%	-



Source: DWS, Index Provider

Rolling performance figures		
	3/23 - 3/24	Since launch
Share Class	28.58%	26.67%
Index	28.35%	26.48%
Tracking Difference	0.23%	0.19%
Tracking Error	0.08%	0.07%

Past performance does not predict future returns.

THINK ETF. THINK X.

This factsheet is as at 28 March 2024 unless otherwise specified.

Top 10 ETF constituents		
Issuer	ISIN	Weight
MICROSOFT-T ORD	US5949181045	6.47%
APPLE ORD	US0378331005	5.87%
NVIDIA ORD	US67066G1040	4.90%
AMAZON.COM INC ORD	US0231351067	3.67%
ALPHABET INC-CL A ORD	US02079K3059	1.99%
ALPHABET INC-CL C ORD	US02079K1079	1.74%
LILLY ORD	US5324571083	1.44%
BROADCOM LIMITED ORD	US11135F1012	1.40%
JPMORGAN CHASE ORD	US46625H1005	1.32%
BERKSHIRE HATHWAY CL B ORD	US0846707026	1.19%
ETF Fundamentals		
ETF PE Ratio (Forward)	22.68	
ETF PE Ratio (Trailing)	27.34	
Number of Securities in the Fund	488	

Source: DWS

Index information	
Index Name	MSCI USA Select Sustainability Screened CTB Index
Index Provider	MSCI INC.
Bloomberg Symbol	NU751064
Index Type	Total Return Net
Index Base Currency	USD
Index Rebalance Frequency	Semi-annually

Source: Index Provider

Further information on Xtrackers

DWS Investments UK Limited
21 Moorfields
London EC2Y 9DB
United Kingdom

Hotline: +44 (0)20 7547 1747
Website: www.Xtrackers.com
E-Mail: Xtrackers@dws.com

Additional Information

A Glossary of Terms is available at Xtrackers.com.

ETF performance is shown on NAV basis, net of fees and index replication costs. ETF performance includes reinvested dividends. Index performance is calculated on a total return basis. Volatility is calculated since launch of the share class.

Disclaimer

This document is intended for information purposes only and does not create any legally binding obligations on the part of DWS Group GmbH & Co. KGaA and/or its affiliates (DWS). This document has been prepared without consideration of the investment needs, objectives or financial circumstances of any investor. Without limitation, this document does not constitute an offer, an invitation to offer or a recommendation to enter into any transaction.

Before making an investment decision, investors need to consider, with or without the assistance of an investment adviser, whether the investments and strategies described or provided by DWS are appropriate in light of their particular investment needs, objectives and financial circumstances.

Information in this document has been obtained or derived from sources believed to be reliable and current. However, accuracy or completeness of the sources cannot be guaranteed.

This document is not directed to, or intended for distribution to or use by, any person or entity who is a citizen or resident of or located in any locality, state, country or other jurisdiction, including the United States, where such distribution, publication, availability or use would be contrary to law or regulation or which would subject DWS to any registration or licensing requirement within such jurisdiction not currently met within such jurisdiction. Persons into whose possession this document may come are required to inform themselves of, and to observe, such restrictions.

Xtrackers (IE) plc is an undertaking for collective investment in transferable securities (UCITS) in accordance with the applicable laws and regulations and set up as open-ended investment company with variable capital and segregated liability amongst its respective compartments.

Investors must buy and must usually sell shares in Xtrackers UCITS ETFs on a secondary market with the assistance of an intermediary (e.g. a stockbroker) and may incur fees for doing so. In addition, investors may pay more than the current net asset value when buying shares and may receive less than the current net asset value when selling them. Before making any investment decision, investors should refer to the Risk Factors in the Prospectus and Key Investor Information Document.

Tax treatment of the Xtrackers UCITS ETFs depends on the individual circumstances of each investor.

Xtrackers (IE) plc is incorporated in Ireland with registered number 393802 and has its registered office at 78 Sir John Rogerson's Quay, Dublin 2, Ireland. DWS Investment S.A. acts as the management company of Xtrackers (IE) plc. The Investment Company may decide to terminate the arrangements made for the marketing of this fund

Any investment decision in relation to a fund should be based solely on the latest version of the prospectus, the audited annual and, if more recent, un-audited semi-annual reports and the Key Investor Information Document (KIID), all of which are available in English upon request to DWS Investment S.A., 2, Boulevard Konrad Adenauer, L-1115 Luxembourg or on www.Xtrackers.com.

A summary of investor rights is available at www.etf.dws.com under "About Us – How to Complain?".

PAST PERFORMANCE DOES NOT PREDICT FUTURE RETURNS.

© DWS Investments UK Limited, 2024. Authorised and regulated by the Financial Conduct Authority.

Index Disclaimer

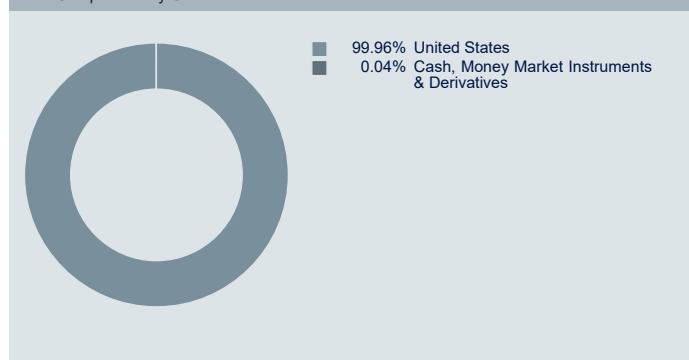
The funds or securities referred to herein are not sponsored, endorsed, or promoted by MSCI, and MSCI bears no liability with respect to any such funds or securities or any index on which such funds or securities are based. The Prospectus of Xtrackers MSCI USA Climate Transition UCITS ETF contains a more detailed description of the limited relationship MSCI has with Xtrackers and any related funds.

MSCI USA Climate Transition UCITS ETF

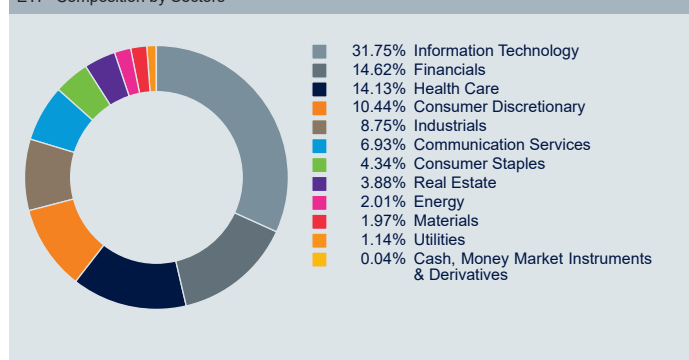
Source: DWS

Figures may not always add up to 100.00% due to rounding

ETF Composition by Countries



ETF Composition by Sectors



ETF Composition by Currencies

