This marketing communication is for consumer use in the UK only. Investors should read the legal documents prior to investing.

As of 31 October 2026

Invesco Global Enhanced Equity UCITS ETF GBP PfHdg Acc

IQGG

Fund objective

The Invesco Global Enhanced Equity UCITS ETF GBP PfHdg Acc is an actively managed fund that aims to achieve a long-term return in excess of the MSCI World Index, less the impact of fees.

The fund is not managed in reference to a benchmark. An investment in this fund is an acquisition of units in an actively managed fund rather than in the underlying assets owned by the fund.

ETF information

Fund launch date	19 May 2025
Share class launch date	19 May 2025
Ongoing charge [1]	0.29% p.a.
Fund base currency	USD
Share class currency	GBP
Currency hedged	Yes
Index	N/A
Index currency	N/A
Index Bloomberg ticker	N/A
Replication method	Active
UCITS compliant	Yes
Umbrella fund	Invesco Markets II plc
Investment manager	Invesco Capital Management LLC
Domicile	Ireland
UK reporting status	Yes
ISA eligible	Yes
SIPP eligible	Yes
Dividend treatment	Accumulating
ISIN code	IE000HGM78N6
SEDOL	BT9MZF9
Bloomberg ticker	IQGG LN
Fund size	GBP 1,174.47m
NAV per share	GBP 6.66
Shares in issue	624,805
SFDR classification	Article 6

[1] Ongoing charge includes management fee, custody and administration costs but excludes transaction costs. Costs may increase or decrease as result of currency and exchange rate fluctuations. Consult the legal documents for further information on costs.

Investment risks

For complete information on risks, refer to the legal documents. The value of investments and any income will fluctuate (this may partly be the result of exchange rate fluctuations) and investors may not get back the full amount invested. The Fund may be exposed to the risk of the borrower defaulting on its obligation to return the securities at the end of the loan period and of being unable to sell the collateral provided to it if the borrower defaults. The Fund might be concentrated in a specific region or sector or be exposed to a limited number of positions, which might result in greater fluctuations in the value of the Fund than for a fund that is more diversified. The value of equities and equity-related securities can be affected by a number of factors including the activities and results of the issuer and general and regional economic and market conditions. This may result in fluctuations in the value of the Fund. Currency hedging between the base currency of the Fund and the currency of the share class may not completely eliminate the currency risk between those two currencies and may affect the performance of the share class.

About the ETF

The fund will seek to achieve its investment objective by applying an optimisation process based on Value, Quality and Momentum factors. The investment manager uses its proprietary model to assess the attractiveness of equities in a broad universe of liquid large- and mid-capitalisation developed market securities. Comparisons are conducted within industry groups in each region to ensure comparability. The optimisation process then looks for the best trade-off between exposure of the fund to the three factors, risk considerations and transaction costs. This fund will not seek to track the performance of a benchmark. The fund will hold an actively managed portfolio of securities with the aim of delivering superior risk-adjusted returns over the long term when compared with the average performance of global equity markets. The MSCI World Index may be used for performance comparison.

Past performance does not predict future returns.

Indexed performance, % growth since inception

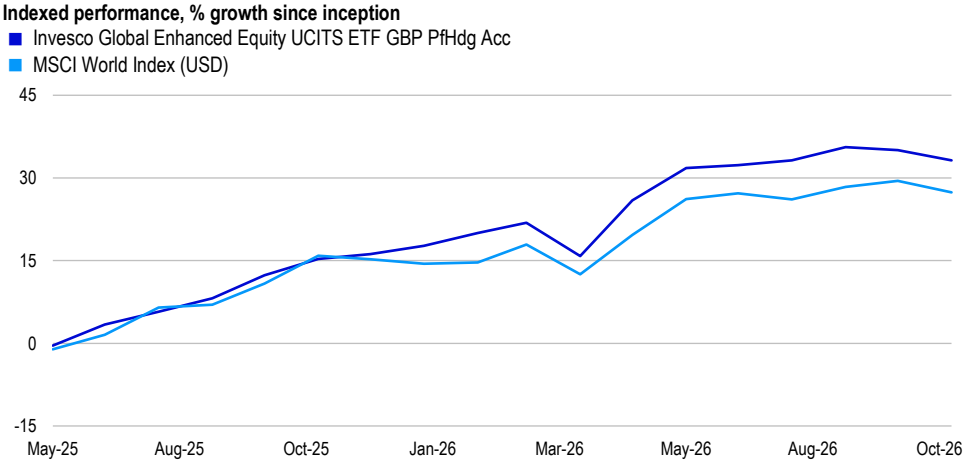

Cumulative performance as at 31 October 2026 (%)

	1Y	3Y	5Y	10Y	Fund inception
ETF	15.49	-	-	-	33.17
Benchmark	9.95	-	-	-	27.40

Calendar year performance (%)

	2025	2024	2023	2022	2021	2020	2019	2018	2017	2016
ETF	-	-	-	-	-	-	-	-	-	-
Benchmark	-	-	-	-	-	-	-	-	-	-

Standardised rolling 12 month performance (%)

	10.25 10.26	10.24 10.25	10.23 10.24	10.22 10.23	10.21 10.22	10.20 10.21	10.19 10.20	10.18 10.19	10.17 10.18	10.16 10.17
ETF	15.49	-	-	-	-	-	-	-	-	-
Benchmark	9.95	-	-	-	-	-	-	-	-	-

Source: Invesco, Bloomberg L.P., FactSet. Index/Benchmark performance is shown in the index/benchmark currency. ETF performance shown is calculated with reference to the Net Asset Value, inclusive of net reinvested income and net of ongoing charges and portfolio transaction costs, in GBP. The figures do not reflect the actual share price, the impact of the bid/offer spread or broker commissions. Returns may increase or decrease as a result of currency fluctuations. ETF NAV performance differs from that of the index due to the ongoing charges and portfolio transaction costs and due to the fact that the ETF does not necessarily always hold all the securities in the index in their respective weighting. This ETF does not charge an entry fee.

Geographic allocation (%)

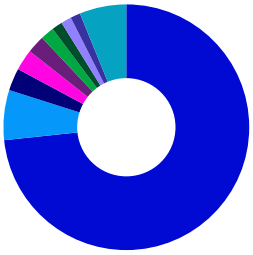

United States	73.3
Japan	6.6
Canada	3.0
United Kingdom	2.8
France	2.4
Australia	1.8
Switzerland	1.4
Germany	1.4
Netherlands	1.3
Others	6.2

Source: Invesco, as at **31 Oct 2026**

Sector allocation (%)

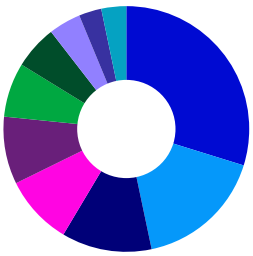

Information technology	29.8
Financials	16.9
Industrials	11.9
Health care	9.2
Consumer discretionary	8.9
Communication services	7.2
Energy	5.7
Consumer staples	4.2
Materials	3.0
Others	3.3

Source: Invesco, as at **31 Oct 2026**

Top exposures (%) (Total holdings: 483)

Name	Weight
APPLE INC USD0.00001	5.70
NVIDIA CORP USD0.001	5.29
MICROSOFT CORP USD0.00000625	4.07
ALPHABET INC-CL A USD0.001	3.29
AMAZON.COM INC USD0.01	2.63
BROADCOM INC NPV	1.60
Meta Platforms INC USD0.000006	1.48
MICRON TECHNOLOGY INC USD0.1	1.28
TESLA INC USD0.001	1.21
ELI LILLY & CO NPV	1.07

Source: Invesco, as at **31 Oct 2026**

Please see etf.invesco.com for ETP holdings information. Holdings are subject to change.

Important information

For information on our funds and the relevant risks, refer to the Key Information Documents/Key Investor Information Documents (local languages) and Prospectus (English), and the financial reports, available from www.invesco.eu. A summary of investor rights is available in English from www.invesco.com/ie-manco/en/home.html. The management company may terminate marketing arrangements.

This is marketing material and not financial advice. It is not intended as a recommendation to buy or sell any particular asset class, security or strategy. Regulatory requirements that require impartiality of investment/investment strategy recommendations are therefore not applicable nor are any prohibitions to trade before publication.

If investors are unsure if this product is suitable for them, they should seek advice from a financial adviser.

Current tax levels and reliefs may change. Depending on individual circumstances, this may affect investment returns.

Views and opinions are based on current market conditions and are subject to change.

UCITS ETF's units / shares purchased on the secondary market cannot usually be sold directly back to UCITS ETF. Investors must buy and sell units / shares on a secondary market with the assistance of an intermediary (e.g. a stockbroker) and may incur fees for doing so. In addition, investors may pay more than the current net asset value when buying units / shares and may receive less than the current net asset value when selling them.

The funds or securities referred to herein are not sponsored, endorsed, or promoted by MSCI Inc. ("MSCI"), and MSCI bears no liability with respect to any such funds or securities or any index on which such funds or securities are based. The prospectus contains a more detailed description of the limited relationship MSCI has with Invesco and any related funds.

Not all share classes of this fund may be available for public sale in all jurisdictions and not all share classes are the same nor do they necessarily suit every investor.

For the full objectives and investment policy please consult the current prospectus.

Issued by Invesco Asset Management Limited, Perpetual Park, Perpetual Park Drive, Henley-on-Thames, Oxfordshire RG9 1HH, UK. Authorised and regulated by the Financial Conduct Authority. This fund is authorised overseas, not in the UK. The UK Financial Ombudsman Service is unlikely to be able to consider complaints about this fund, its management company, or its depositary. Any losses related to the management company or depositary are unlikely to be covered by the UK Financial Services Compensation Scheme.

Glossary

Benchmark: An index against which the ETF is measured, in terms of relative performance, risk and other useful comparisons.

Distribution Yield: The distribution yield is a measurement of cash flow being paid. It's the sum of the distributions over 12 months divided by the net asset value (NAV) of the fund.

ETF: Exchange traded fund. A type of fund that is traded on the stockmarket like ordinary shares. ETFs can be bought and sold during trading hours, like ordinary shares, whereas other types of funds are priced once a day only.

Factors: An investment approach that seeks to identify and invest in securities that display certain quantifiable characteristics. Common examples of factors include Value, Quality and Momentum. A factor strategy may seek to target just one factor or combine multiple factors.

Hedged: The intended result of reducing the portfolio's exposure to a specific risk, such as the risk of fluctuations between currency exchange rates ("currency hedging").

ISA: Individual Savings Account. A type of investment account in the UK in which the tax on income is lower than usual, and there is no tax on profits made from an increase in the value of shares.

Physical Replication: Physical funds invest directly in constituents of the benchmark index.

Replication Method: Strategy employed by the fund to achieve its objective.

SIPP: Self-Invested Pension Plan. A type of UK pension for which a person makes their own investment decisions.

UCITS: Undertakings for Collective Investment in Transferable Securities. European regulatory framework for an investment vehicle that can be marketed across the European Union.

UK Reporting Status: Indicates whether or not the fund has United Kingdom fund tax status, this can lead to a UK investor receiving favourable tax rates on any gain or disposal of holdings in the fund.