

HSBC ETFs PLC**HSBC S&P 500 UCITS ETF**

Monthly report 31 March 2024 | HSPA FP | USD (Acc)

**Investment objective**

The Fund aims to track as closely as possible the returns of the S&P 500 Index (the "Index"). The Fund will invest in or gain exposure to shares of companies which make up the Index.

**Investment strategy**

The Index is made up of large-sized stock market listed companies in the US. The Fund will be passively managed and will aim to invest in the shares of the companies in generally the same proportion as in the Index. However, there may be circumstances when it is not possible or practical for the Fund to invest in all constituents of the Index. If the Fund cannot invest directly in the companies that constitute the Index, it may gain exposure by using other investments such as depositary receipts, derivatives or funds. The Fund may invest up to 35% of its assets in securities from a single issuer during exceptional market conditions. The Fund may invest up to 10% of its assets in total return swaps and contracts for difference. The Fund may invest up to 10% of its assets in other funds, including HSBC funds. See the Prospectus for a full description of the investment objectives and derivative usage.

**Main risks**

- The Fund's unit value can go up as well as down, and any capital invested in the Fund may be at risk.
- The value of investible securities can change over time due to a wide variety of factors, including but not limited to: political and economic news, government policy, changes in demographics, cultures and populations, natural or human-caused disasters etc.
- To the extent that the Fund seeks to replicate index performance by holding individual securities, there is no guarantee that its composition or performance will exactly match that of the target index at any given time ("tracking error").

Fund facts

Fund manager	HSBC Global Asset Management (UK) Limited
Custodian	HSBC Continental Europe
Fund administrator	HSBC Securities Services (Ireland) DAC

Share Class Details**Key metrics**

NAV per Share	USD 49.80
Performance 1 month	3.20%

Fund facts

UCITS V compliant	Yes
Dividend treatment	Accumulating
Dividend currency	USD
Fund base currency	USD
Currency Hedged	Not Hedged
Share Class Base Currency	USD
Domicile	Ireland
Inception date	21 June 2022
Shares outstanding	1,374,646
Fund Size	USD 6,756,057,606
Reference benchmark	100% S&P 500 Net
Replication Method	Physical- Full
SIPP eligible	Yes
Issuer	HSBC ETFs PLC
Fiscal year end	Dec

Fees and expenses

Ongoing Charge Figure ¹	0.090%
------------------------------------	---------------

Codes

ISIN	IE000JZ473P7
------	---------------------

¹Ongoing Charges Figure is based on expenses over a year. The figure includes annual management charge but not the transaction costs. Such figures may vary from time to time.

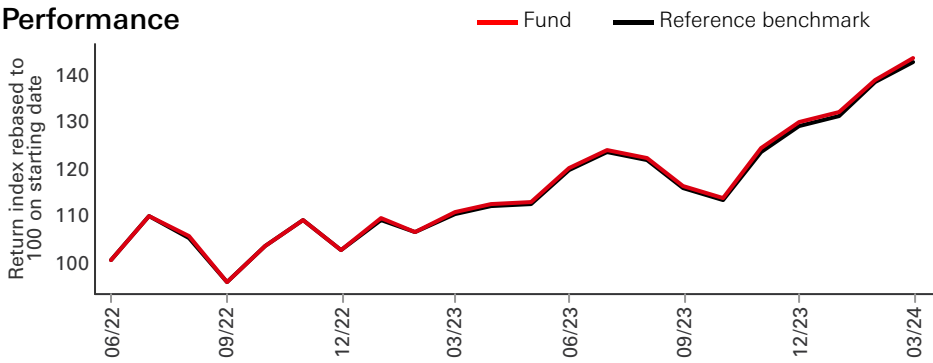
Past performance does not predict future returns. Future returns will depend inter alia on market developments, the fund manager's skill, the fund's level risk and management costs and if applicable subscription and redemption costs. The return, the value of money invested in the fund may become negative as a result of price losses and currency fluctuations. There is no guarantee that all of your invested capital can be redeemed. Unless stated otherwise, inflation is not taken into account.

This is a marketing communication. Please refer to the prospectus and to the KID before making any final investment decisions.

For definition of terms, please refer to the Glossary QR code and Prospectus.

Source: HSBC Asset Management, data as at 31 March 2024

Performance

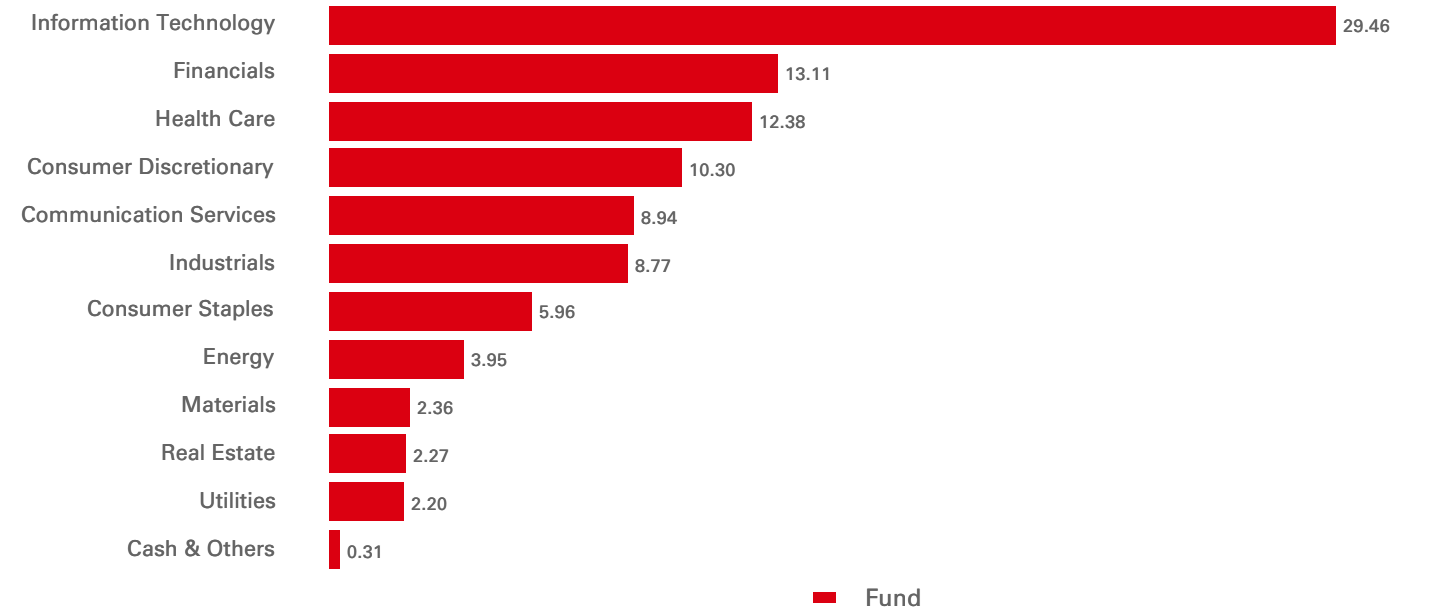


Performance (%)	Year to date	1 month	3 months	6 months	1 year	3 years ann	5 years ann	Since inception ann
Fund	10.51	3.20	10.51	23.34	29.64	--	--	22.37
Reference benchmark	10.44	3.18	10.44	23.20	29.27	--	--	22.01
Tracking difference	0.08	0.01	0.08	0.14	0.37	--	--	0.36
Tracking error	--	--	--	--	0.08	--	--	0.12

Calendar year performance (%)	2019	2020	2021	2022	2023
Fund	--	--	--	--	26.11
Reference benchmark	--	--	--	--	25.67

Equity characteristics	Fund	Reference benchmark	Benchmark Information
No. of holdings ex cash	501	504	Index name100% S&P 500 Net
Average Market Cap (USD Mil)	761,565	761,298	Index currencyUSD
Price/earning ratio	22.23	22.23	Index Rebalancing FrequencyQuarterly
			TR Index Bloomberg TickerSPTR500N
			TR Index Reuters RIC.SPXNTR

Sector Allocation (%)



Past performance does not predict future returns. Future returns will depend inter alia on market developments, the fund manager's skill, the fund's level risk and management costs and if applicable subscription and redemption costs. The return, the value of money invested in the fund may become negative as a result of price losses and currency fluctuations. There is no guarantee that all of your invested capital can be redeemed. Unless stated otherwise, inflation is not taken into account.
Source: HSBC Asset Management, data as at 31 March 2024

Top 10 Holdings	Sector	Weight (%)
Microsoft Corp	Information Technology	7.06
Apple Inc	Information Technology	5.64
NVIDIA Corp	Information Technology	5.04
Amazon.com Inc	Consumer Discretionary	3.72
Alphabet Inc	Communication Services	3.72
Meta Platforms Inc	Communication Services	2.42
Berkshire Hathaway Inc	Financials	1.73
Eli Lilly & Co	Health Care	1.40
Broadcom Inc	Information Technology	1.32
JPMorgan Chase & Co	Financials	1.31

Exchange name	Listing date	Trading currency	Trading hours	Bloomberg ticker	Reuters	RIC	iNAV Bloomberg	iNAV Reuters
LONDON STOCK EXCHANGE	22 Jun 2022	USD	08:00 - 16:30	HSPA LN	HSPA.L		HSPUSRIV	HSPAUSDINAV =SOLA
LONDON STOCK EXCHANGE	22 Jun 2022	GBP	08:00 - 16:30	HSPS LN	HSPS.L		HSPSGBIV	HSPSGBPINAV =SOLA
NYSE EURONEXT - EURONEXT PARIS	12 Jul 2022	EUR	09:00 - 17:30	HSPA FP	HSPS.PA		HSPEURIV	HSPAEURINAV =SOLA
DEUTSCHE BOERSE AG-XETRA	12 Jul 2022	EUR	09:00 - 17:30	H4ZN GY	H4ZN.DE		HSPEURIV	HSPAEURINAV =SOLA
BORSA ITALIANA SPA	12 Jul 2022	EUR	09:00 - 17:35	HSPA IM	HSPA.MI		HSPEURIV	HSPAEURINAV =SOLA


Risk Disclosure

- Derivatives may be used by the Fund, and these can behave unexpectedly. The pricing and volatility of many derivatives may diverge from strictly reflecting the pricing or volatility of their underlying reference(s), instrument or asset.
- Investment Leverage occurs when the economic exposure is greater than the amount invested, such as when derivatives are used. A Fund that employs leverage may experience greater gains and/or losses due to the amplification effect from a movement in the price of the reference source.
- Where overseas investments are held the rate of currency exchange may cause the value of such investments to go down as well as up.
- Further information on the potential risks can be found in the Key Information Document (KID) and/or the Prospectus or Offering Memorandum.

Index Disclaimer

Standard & Poor’s and S&P are registered trademarks of Standard & Poor’s Financial Services LLC (“S&P”) and Dow Jones is a registered trademark of Dow Jones Trademark Holdings LLC (“Dow Jones”) and have been licensed for use by S&P Dow Jones Indices LLC and sublicensed for certain purposes by HSBC Asset Management Limited. The [Index Name] (“Index”) is a product of S&P Dow Jones Indices LLC, and has been licensed for use by HSBC Asset Management Limited. This fund is not sponsored, endorsed, sold or promoted by S&P Dow Jones Indices LLC, Dow Jones, S&P, their respective affiliates and neither S&P Dow Jones Indices LLC, Dow Jones, S&P, their respective affiliates make any representation regarding the advisability of investing in such product(s).

Source: HSBC Asset Management, data as at 31 March 2024

Follow us on:
 **HSBC Asset Management**

Tel: +33 1 42 02 52 26 E-mail:
etf.client.services@hsbc.com Website:
www.etf.hsbc.com/fr

Glossary



Important Information

The material contained herein is for marketing purposes and is for your information only. This document is not contractually binding nor are we required to provide this to you by any legislative provision. It does not constitute legal, tax or investment advice or a recommendation to any reader of this material to buy or sell investments. You must not, therefore, rely on the content of this document when making any investment decisions.

This document is distributed in France, Italy, Spain and Sweden by HSBC Asset Management (France) and is only intended for professional investors as defined by MIFID, in Switzerland by HSBC Asset Management (Switzerland) AG and is only intended for qualified investors in the meaning of Art. 10 para 3 (CISA).

The information contained herein is subject to change without notice. All non-authorised reproduction or use of this commentary and analysis will be the responsibility of the user and will be likely to lead to legal proceedings.

This document has no contractual value and is not by any means intended as a solicitation, nor a recommendation for the purchase or sale of any financial instrument in any jurisdiction in which such an offer is not lawful.

If necessary, investors can refer to the complaints handling charter available in the banner of our website.

https://www.assetmanagement.hsbc.nl/-/media/files/attachments/benelux/netherlands/traitement_reclamation_amfr_eng.pdf

Please note that the distribution of the product can stop at any time by decision of the management company.

The commentary and analysis presented in this document reflect the opinion of HSBC Asset Management on the markets, according to the information available to date. They do not constitute any kind of commitment from HSBC Asset Management. Consequently, HSBC Asset Management will not be held responsible for any investment or disinvestment decision taken on the basis of the commentary and/or analysis in this document. All data from HSBC Asset Management unless otherwise specified. Any third party information has been obtained from sources we believe to be reliable, but which we have not independently verified.

The fund is a sub-fund of HSBC ETFs plc ("the Company"), an investment company with variable capital and segregated liability between sub-funds, incorporated in Ireland as a public limited company, and is authorised by the Central Bank of Ireland. The company is constituted as an umbrella fund, with segregated liability between sub-funds. Shares purchased on the secondary market cannot usually be sold directly back to the Company. Investors must buy and sell shares on the secondary market with the assistance of an intermediary (e.g. a stockbroker) and may incur fees for doing so. In addition, investors may pay more than the current Net Asset Value per share when buying shares and may receive less than the current Net Asset Value per Share when selling them. Affiliated companies of HSBC Global Asset Management (UK) Limited may make markets in HSBC ETFs plc. UK based investors are advised they may not be afforded some of the protections conveyed by the Financial Services and Markets Act (2000), (the Act). The Company is recognised in the UK by the Financial Conduct Authority under section 264 of the Act. The shares in the company have not been and will not be offered for sale or sold in the United States of America, its territories or possessions and all areas subject to its jurisdiction, or to United States Persons. Investors and potential investors should read and note the risk warnings in the prospectus, relevant KID and Fund supplement (where available) and additionally, in the case of retail clients, the information contained in the supporting SID.

Further information about the Company including the Prospectus, the most recent annual and semi-annual reports of the Company and the latest share prices, may be obtained free of charge, in English, from the Administrator by emailing ifsinvestorqueries@hsbc.com, or by visiting www.etf.hsbc.com. Details of the underlying investments of the fund are available on www.etf.hsbc.com. The indicative intra-day net asset value of the fund is available on at least one major market data vendor terminal such as Bloomberg, as well as on a wide range of websites that display stock market data, including www.reuters.com.

The most recent Prospectus is available in English, German and French. Key Information Document (PRIIPs KID) are available in the local language where they are registered.

HSBC Asset Management is the brand name for the asset management business of HSBC Group. The above document has been produced by HSBC Asset Management (France) and has been approved for distribution/issue by the following entities :

In France by HSBC Asset Management (France), a Portfolio Management Company authorised by the French regulatory authority AMF (no. GP99026); in Italy and Spain through the Milan and Madrid branches of HSBC Asset Management (France), regulated by Banca d'Italia and Commissione Nazionale per le Società e la Borsa (Consob) in Italy, and the Comisión Nacional del Mercado de Valores (CNMV) in Spain. In Sweden, through the Stockholm branch of HSBC Asset Management (France), regulated by the Swedish Financial Supervisory Authority Finansinspektionen).

HSBC Asset Management (France) - 421 345 489 RCS Nanterre. Portfolio management company authorised by the French regulatory authority AMF (no. GP99026) with capital of 8.050.320 euros. Postal address: 75419 Paris cedex 08, France. Offices: Immeuble Coeur Défense, 110, esplanade du Général Charles de Gaulle, 92400 Courbevoie - La Défense 4 . (Website: www.assetmanagement.hsbc.com/fr).

HSBC Asset Management (Switzerland) AG, Gartenstrasse 26, P.O. Box, CH-8027 Zurich, Switzerland. (Website: www.assetmanagement.hsbc.com/ch)

Copyright © 2024. HSBC Asset Management (France). All rights reserved

Further Information can be found in the prospectus.

Term: The management company cannot terminate the Fund unilaterally. The Board of Directors may furthermore decide to liquidate the Fund in certain circumstances set out in the prospectus and articles of incorporation of the Fund. Further additional and complete information (including but not limited to) investor rights, costs and charges, please refer to the prospectus.