

HSBC ETFs PLC

HSBC MSCI EMERGING MARKETS UCITS ETF

Monthly report 31 March 2024 | HEMA FP | USD (Acc)



Investment objective

The Fund aims to track as closely as possible the returns of the MSCI Emerging Markets Index (the "Index"). The Fund will invest in or gain exposure to shares of companies which make up the Index.



Investment strategy

The Index is made up of large and mid-cap companies of emerging market countries. The Fund will be passively managed and will utilise an investment technique called optimisation. This technique seeks to minimise the difference in return between the Fund and the Index by taking into account tracking error and trading costs when constructing a portfolio. The Fund will not necessarily invest in every company that comprises the Index, or invest proportionally to each company's weight in the Index. It can also invest in companies outside the Index but which are expected to provide similar performance and risk characteristics to certain Index constituents. The Fund may gain exposure to the Indian equity market through futures. The Fund may invest in Chinese equities. The Fund may also invest in China A-shares through the Shanghai-Hong Kong and/or Shenzhen-Hong Kong Stock Connect, CAAPs or funds. The Fund may invest in depositary receipts and up to 10% in other funds. The Fund may invest up to 10% in total return swaps and contracts for difference. See the Prospectus for a full description of the investment objectives and derivative usage.



Main risks

- The Fund's unit value can go up as well as down, and any capital invested in the Fund may be at risk.
- The value of investible securities can change over time due to a wide variety of factors, including but not limited to: political and economic news, government policy, changes in demographics, cultures and populations, natural or human-caused disasters etc.
- The Fund may invest in Emerging Markets, these markets are less established, and often more volatile, than developed markets and involve higher risks, particularly market, liquidity and currency risks.

Fund facts

Fund manager	HSBC Global Asset Management (UK) Limited
Custodian	HSBC Continental Europe
Fund administrator	HSBC Securities Services (Ireland) DAC

Share Class Details

Key metrics

NAV per Share	USD 10.84
Performance 1 month	2.20%

Fund facts

UCITS V compliant	Yes
Dividend treatment	Accumulating
Dividend currency	USD
Fund base currency	USD
Currency Hedged	Not Hedged
Share Class Base Currency	USD
Domicile	Ireland
Inception date	28 June 2022
Shares outstanding	18,585,966
Fund Size	USD 2,203,710,647
Reference benchmark	100% MSCI Emerging Markets Net
Replication Method	Physical- Full
SIPP eligible	Yes
Issuer	HSBC ETFs PLC
Fiscal year end	Dec

Fees and expenses

Ongoing Charge Figure ¹	0.150%
------------------------------------	---------------

Codes

ISIN	IE000KCS7J59
------	---------------------

¹Ongoing Charges Figure is based on expenses over a year. The figure includes annual management charge but not the transaction costs. Such figures may vary from time to time.

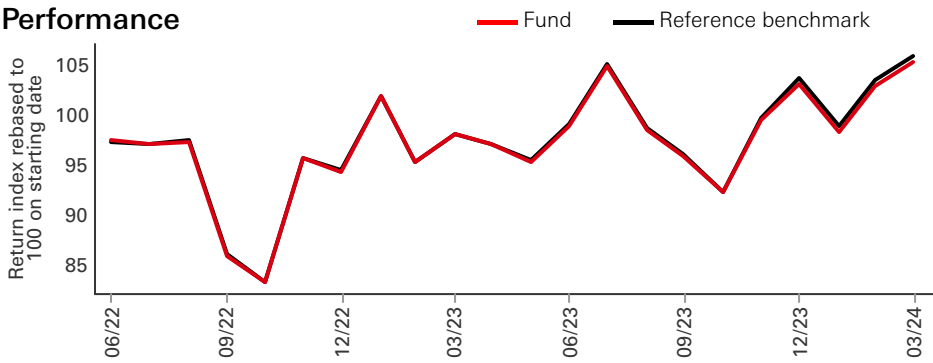
Past performance does not predict future returns. Future returns will depend inter alia on market developments, the fund manager's skill, the fund's level risk and management costs and if applicable subscription and redemption costs. The return, the value of money invested in the fund may become negative as a result of price losses and currency fluctuations. There is no guarantee that all of your invested capital can be redeemed. Unless stated otherwise, inflation is not taken into account.

This is a marketing communication. Please refer to the prospectus and to the KID before making any final investment decisions.

For definition of terms, please refer to the Glossary QR code and Prospectus.

Source: HSBC Asset Management, data as at 31 March 2024

Performance

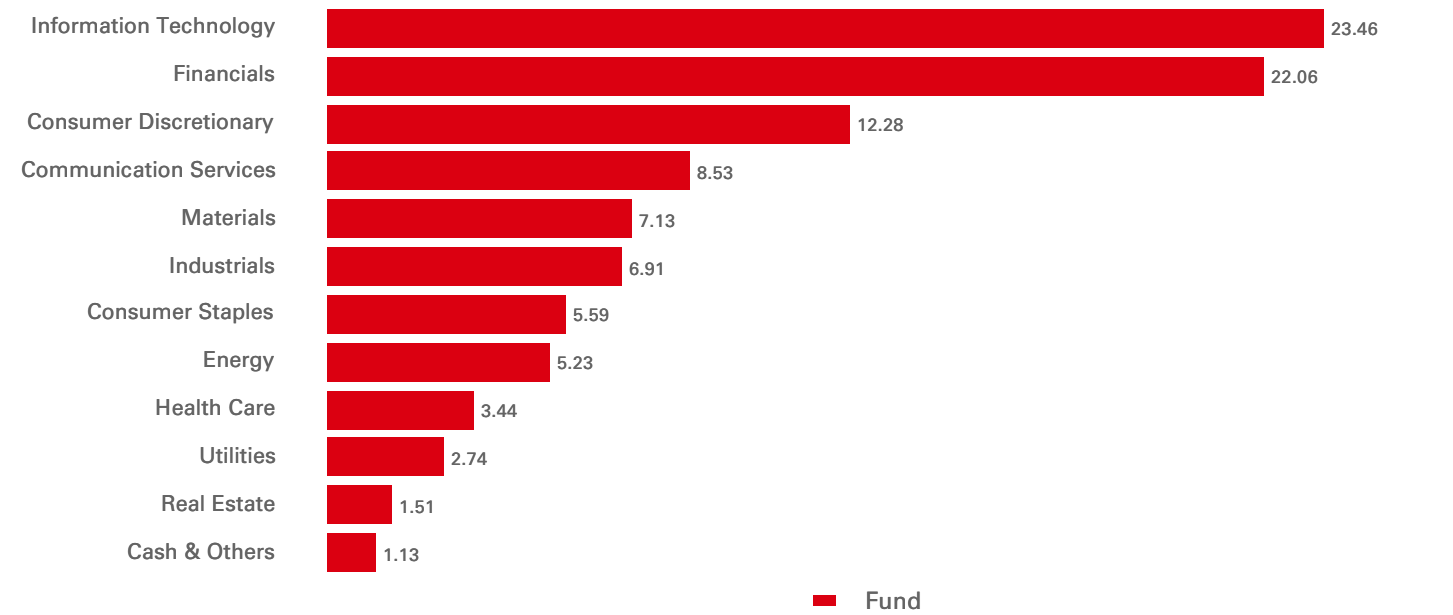


Performance (%)	Year to date	1 month	3 months	6 months	1 year	3 years ann	5 years ann	Since inception ann
Fund	2.03	2.20	2.03	9.78	7.19	--	--	2.95
Reference benchmark	2.09	2.20	2.09	10.12	7.86	--	--	3.29
Tracking difference	-0.06	0.00	-0.06	-0.34	-0.66	--	--	-0.34
Tracking error	--	--	--	--	0.41	--	--	0.48

Calendar year performance (%)	2019	2020	2021	2022	2023
Fund	--	--	--	--	9.31
Reference benchmark	--	--	--	--	9.83

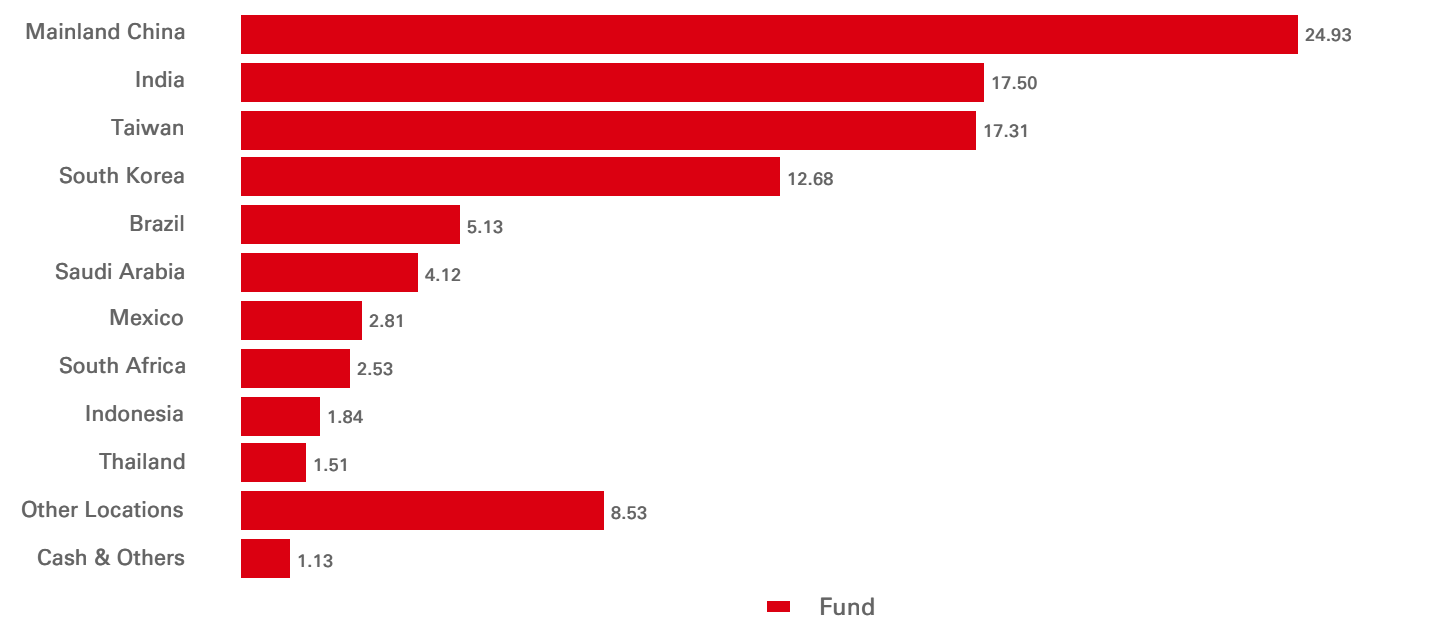
Equity characteristics	Fund	Reference benchmark	Benchmark Information
No. of holdings ex cash	1,397	1,376	Index name100% MSCI Emerging Markets Net
Average Market Cap (USD Mil)	120,148	120,022	Index currencyUSD
Price/earning ratio	14.51	14.51	Benchmark typeTotal Return
			Index Rebalancing FrequencyQuarterly
			TR Index Bloomberg TickerNDUEEGF
			TR Index Reuters RIC.dMIEF00000NUS

Sector Allocation (%)



Past performance does not predict future returns. Future returns will depend inter alia on market developments, the fund manager's skill, the fund's level risk and management costs and if applicable subscription and redemption costs. The return, the value of money invested in the fund may become negative as a result of price losses and currency fluctuations. There is no guarantee that all of your invested capital can be redeemed. Unless stated otherwise, inflation is not taken into account.
Source: HSBC Asset Management, data as at 31 March 2024

Geographical Allocation (%)



Top 10 Holdings	Location	Sector	Weight (%)
Taiwan Semiconductor Co Ltd	Taiwan	Information Technology	8.23
Samsung Electronics Co Ltd	South Korea	Information Technology	4.59
Tencent Holdings Ltd	Mainland China	Communication Services	3.53
Alibaba Group Holding Ltd	Mainland China	Consumer Discretionary	2.00
Reliance Industries Ltd	India	Energy	1.49
SK Hynix Inc	South Korea	Information Technology	1.02
PDD Holdings Inc	Mainland China	Consumer Discretionary	0.96
ICICI Bank Ltd	India	Financials	0.94
Petroleo Brasileiro SA	Brazil	Energy	0.88
Meituan	Mainland China	Consumer Discretionary	0.86

Exchange name	Listing date	Trading currency	Trading hours	Bloomberg ticker	Reuters RIC	iNAV Bloomberg	iNAV Reuters
LONDON STOCK EXCHANGE	29 Jun 2022	USD	08:00 - 16:30	HEMA LN	HEMA.L	HEMUSDIV	HEMAUSDINA V=SOLA
LONDON STOCK EXCHANGE	29 Jun 2022	GBP	--	HEMC LN	HEMC.L	HEMAGBIV	HEMAGBiv.P
LONDON STOCK EXCHANGE	29 Jun 2022	GBP	--	HEMC LN	HEMC.L	--	--
NYSE EURONEXT - EURONEXT PARIS	12 Jul 2022	EUR	09:00 - 17:30	HEMA FP	HSHEMC.P A	HEMEURIV	HEMAEURINA V=SOLA
DEUTSCHE BOERSE AG-XETRA	12 Jul 2022	EUR	09:00 - 17:30	H4Z3 GY	H4Z3.DE	HEMEURIV	HEMAEURINA V=SOLA
LONDON STOCK EXCHANGE	29 Jun 2022	GBP	08:00 - 16:30	HEMC LN	HSHEMC.L	HEMCGBIV	HEMCGBPINA V=SOLA
BORSA ITALIANA SPA	12 Jul 2022	EUR	--	HEMA IM	HEMA.MI	HEMEURIV	HEMAEURINA V=SOLA

Risk Disclosure

- To the extent that the Fund seeks to replicate index performance by holding individual securities, there is no guarantee that its composition or performance will exactly match that of the target index at any given time (“tracking error”).
- Derivatives may be used by the Fund, and these can behave unexpectedly. The pricing and volatility of many derivatives may diverge from strictly reflecting the pricing or volatility of their underlying reference(s), instrument or asset.
- Investment Leverage occurs when the economic exposure is greater than the amount invested, such as when derivatives are used. A Fund that employs leverage may experience greater gains and/or losses due to the amplification effect from a movement in the price of the reference source.
- Where overseas investments are held the rate of currency exchange may cause the value of such investments to go down as well as up.
- Further information on the potential risks can be found in the Key Information Document (KID) and/or the Prospectus or Offering Memorandum.

Index Disclaimer

Source: MSCI. The MSCI information may only be used for your internal use, may not be reproduced or disseminated in any form and may not be used as a basis for or a component of any financial instruments or products or indices. None of the MSCI information is intended to constitute investment advice or a recommendation to make (or refrain from making) any kind of investment decision and may not be relied on as such. Historical data and analysis should not be taken as an indication or guarantee of any future performance analysis, forecast or prediction. The MSCI information is provided on an “as is” basis and the user of this information assumes the entire risk of any use made of this information. MSCI, each of its affiliates and each other person involved in or related to compiling, computing or creating any MSCI information (collectively, the “MSCI Parties”) expressly disclaims all warranties (including, without limitation, any warranties of originality, accuracy, completeness, timeliness, non-infringement, merchantability and fitness for a particular purpose) with respect to this information. Without limiting any of the foregoing, in no event shall any MSCI Party have any liability for any direct, indirect, special, incidental, punitive, consequential (including, without limitation, lost profits) or any other damages. (www.msci.com)

Source: HSBC Asset Management, data as at 31 March 2024

Follow us on:



Tel: +33 1 42 02 52 26 E-mail:
etf.client.services@hsbc.com Website:
www.etf.hsbc.com/fr

Glossary



Important Information

The material contained herein is for marketing purposes and is for your information only. This document is not contractually binding nor are we required to provide this to you by any legislative provision. It does not constitute legal, tax or investment advice or a recommendation to any reader of this material to buy or sell investments. You must not, therefore, rely on the content of this document when making any investment decisions.

This document is distributed in France, Italy, Spain and Sweden by HSBC Asset Management (France) and is only intended for professional investors as defined by MIFID, in Switzerland by HSBC Asset Management (Switzerland) AG and is only intended for qualified investors in the meaning of Art. 10 para 3 (CISA).

The information contained herein is subject to change without notice. All non-authorised reproduction or use of this commentary and analysis will be the responsibility of the user and will be likely to lead to legal proceedings.

This document has no contractual value and is not by any means intended as a solicitation, nor a recommendation for the purchase or sale of any financial instrument in any jurisdiction in which such an offer is not lawful.

If necessary, investors can refer to the complaints handling charter available in the banner of our website.

https://www.assetmanagement.hsbc.nl/-/media/files/attachments/benelux/netherlands/traitement_reclamation_amfr_eng.pdf

Please note that the distribution of the product can stop at any time by decision of the management company.

The commentary and analysis presented in this document reflect the opinion of HSBC Asset Management on the markets, according to the information available to date. They do not constitute any kind of commitment from HSBC Asset Management. Consequently, HSBC Asset Management will not be held responsible for any investment or disinvestment decision taken on the basis of the commentary and/or analysis in this document. All data from HSBC Asset Management unless otherwise specified. Any third party information has been obtained from sources we believe to be reliable, but which we have not independently verified.

The fund is a sub-fund of HSBC ETFs plc ("the Company"), an investment company with variable capital and segregated liability between sub-funds, incorporated in Ireland as a public limited company, and is authorised by the Central Bank of Ireland. The company is constituted as an umbrella fund, with segregated liability between sub-funds. Shares purchased on the secondary market cannot usually be sold directly back to the Company.

Investors must buy and sell shares on the secondary market with the assistance of an intermediary (e.g. a stockbroker) and may incur fees for doing so. In addition, investors may pay more than the current Net Asset Value per share when buying shares and may receive less than the current Net Asset Value per Share when selling them. Affiliated companies of HSBC Global Asset Management (UK) Limited may make markets in HSBC ETFs plc. UK based investors are advised they may not be afforded some of the protections conveyed by the Financial Services and Markets Act (2000), (the Act). The Company is recognised in the UK by the Financial Conduct Authority under section 264 of the Act. The shares in the company have not been and will not be offered for sale or sold in the United States of America, its territories or possessions and all areas subject to its jurisdiction, or to United States Persons. Investors and potential investors should read and note the risk warnings in the prospectus, relevant KID and Fund supplement (where available) and additionally, in the case of retail clients, the information contained in the supporting SID.

Further information about the Company including the Prospectus, the most recent annual and semi-annual reports of the Company and the latest share prices, may be obtained free of charge, in English, from the Administrator by emailing ifsinvestorqueries@hsbc.com, or by visiting www.etf.hsbc.com. Details of the underlying investments of the fund are available on www.etf.hsbc.com. The indicative intra-day net asset value of the fund is available on at least one major market data vendor terminal such as Bloomberg, as well as on a wide range of websites that display stock market data, including www.reuters.com.

The most recent Prospectus is available in English, German and French. Key Information Document (PRIIPs KID) are available in the local language where they are registered.

HSBC Asset Management is the brand name for the asset management business of HSBC Group. The above document has been produced by HSBC Asset Management (France) and has been approved for distribution/issue by the following entities :

In France by HSBC Asset Management (France), a Portfolio Management Company authorised by the French regulatory authority AMF (no. GP99026); in Italy and Spain through the Milan and Madrid branches of HSBC Asset Management (France), regulated by Banca d'Italia and Commissione Nazionale per le Società e la Borsa (Consob) in Italy, and the Comisión Nacional del Mercado de Valores (CNMV) in Spain. In Sweden, through the Stockholm branch of HSBC Asset Management (France), regulated by the Swedish Financial Supervisory Authority Finansinspektionen).

HSBC Asset Management (France) - 421 345 489 RCS Nanterre. Portfolio management company authorised by the French regulatory authority AMF (no. GP99026) with capital of 8.050.320 euros. Postal address: 75419 Paris cedex 08, France. Offices: Immeuble Coeur Défense, 110, esplanade du Général Charles de Gaulle, 92400 Courbevoie - La Défense 4 . (Website: www.assetmanagement.hsbc.com/fr).

HSBC Asset Management (Switzerland) AG, Gartenstrasse 26, P.O. Box, CH-8027 Zurich, Switzerland. (Website: www.assetmanagement.hsbc.com/ch)

Copyright © 2024. HSBC Asset Management (France). All rights reserved

Further Information can be found in the prospectus.

Term: The management company cannot terminate the Fund unilaterally. The Board of Directors may furthermore decide to liquidate the Fund in certain circumstances set out in the prospectus and articles of incorporation of the Fund. Further additional and complete information (including but not limited to) investor rights, costs and charges, please refer to the prospectus.