

AMUNDI S&P GLOBAL INDUSTRIALS ESG UCITS ETF DR - EUR

FACTSHEET

Marketing
Communication

31/03/2024

EQUITY ■

Key Information (Source: Amundi)

Net Asset Value (NAV) : (A) 13.70 (EUR)
(D) 13.34 (EUR)

NAV and AUM as of : 28/03/2024

Assets Under Management (AUM) :
274.21 (million EUR)

ISIN code : (A) IE000LTA2082
(D) IE00026BEVM6

Replication type : Physical

Benchmark :
100% S&P WORLD SUSTAINABILITY
ENHANCED INDUSTRIALS INDEX

Objective and Investment Policy

This ETF seeks to replicate as closely as possible the performance of the S&P Developed Ex-Korea LargeMidCap Sustainability Enhanced Industrials Index (USD) index whether the trend is rising or falling.

Risk Indicator (Source : Fund Admin)



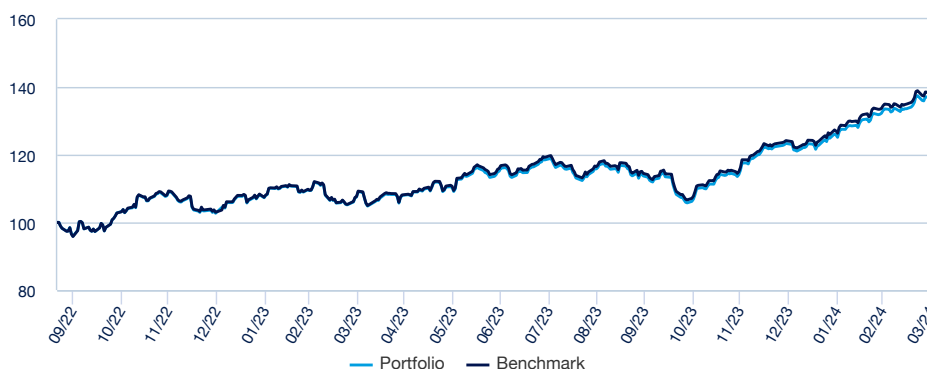
Lower Risk

Higher Risk

The risk indicator assumes you keep the product for 5 years.
The summary risk indicator is a guide to the level of risk of this product compared to other products. It shows how likely it is that the product will lose money because of movement in the markets or because we are not able to pay you.

Returns (Source: Fund Admin) - Past performance does not predict future returns

Performances from 20/09/2022 to 28/03/2024 (Source : Fund Admin)



Risk indicators (Source: Fund Admin)

| | 1 year | 3 years | Inception to date * |
|------------------------|--------|---------|---------------------|
| Portfolio volatility | 13.34% | - | 14.01% |
| Benchmark volatility | 13.30% | - | 13.99% |
| Ex-post Tracking Error | 0.54% | - | 0.52% |
| Sharpe ratio | 1.65 | - | 1.54 |

* Volatility is a statistical indicator that measures an asset's variations around its average value. For example, market variations of +/- 1.5% per day correspond to a volatility of 25% per year.
The Tracking Error indicator measures the performance's difference between the fund and the benchmark

Cumulative returns* (Source: Fund Admin)

| | YTD 29/12/2023 | 1 month 29/02/2024 | 3 months 29/12/2023 | 1 year 31/03/2023 | 3 years | 5 years | Since 20/09/2022 |
|-----------|-------------------|-----------------------|------------------------|----------------------|---------|---------|---------------------|
| Portfolio | 11.12% | 3.00% | 11.12% | 25.64% | - | - | 37.04% |
| Benchmark | 11.51% | 2.97% | 11.51% | 26.74% | - | - | 38.45% |
| Spread | -0.38% | 0.03% | -0.38% | -1.10% | - | - | -1.42% |

Calendar year performance* (Source: Fund Admin)

| | 2023 | 2022 | 2021 | 2020 | 2019 |
|-----------|--------|------|------|------|------|
| Portfolio | 20.10% | - | - | - | - |
| Benchmark | 20.57% | - | - | - | - |
| Spread | -0.47% | - | - | - | - |

* Source : Amundi. The above cover complete periods of 12 months for each calendar year. Past performance is no predictor of current and future results and does not guarantee future yield. Any losses or gains do not take into consideration any costs, commissions and fees incurred by the investor in the issue and buyout of the shares (e.g. taxes, brokerage fees or other commissions deducted by the financial intermediary). If performance is calculated in a currency other than the euro, any losses or gains generated can thereby be affected by exchange rate fluctuations (both upward and downward). The discrepancy accounts for the performance difference between the portfolio and the index.

EQUITY

Index Data (Source : Amundi)

Description of the Index

The Index is an equity index that measures the performance of eligible equity securities from the S&P Developed Ex-Korea LargeMidCap Industrials index (the "Parent Index").
The Parent Index is designed to measure the performance of large and mid-cap industrials companies in developed markets excluding Korea which make up approximately 85% of the total available capital.

Information (Source: Amundi)

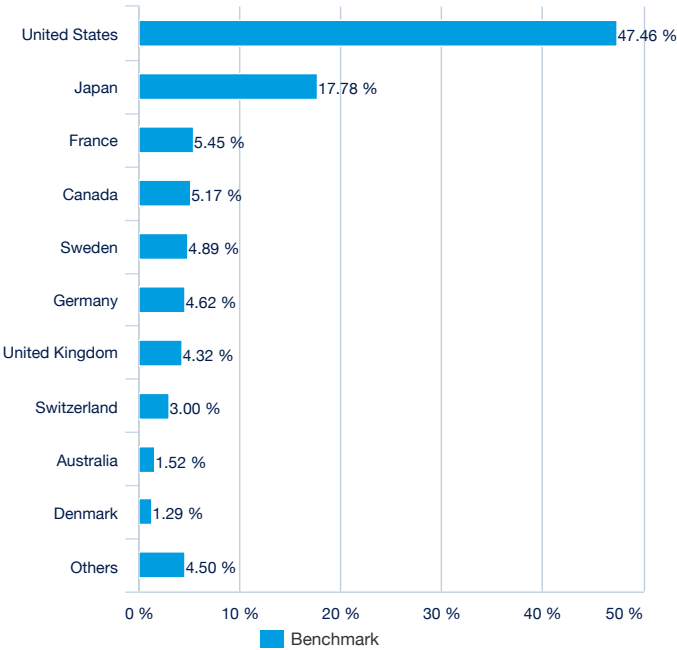
Asset class : **Equity**
Exposure : **International**

Holdings : **211**

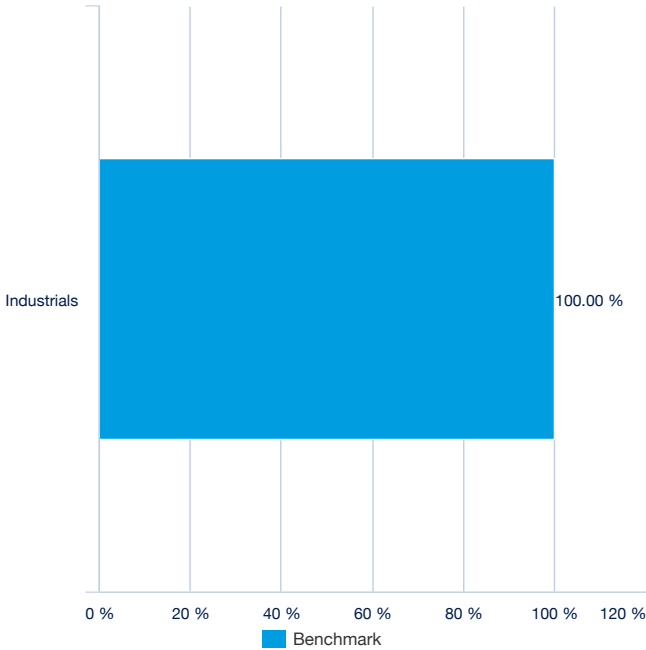
Top 10 benchmark holdings (source : Amundi)

| | % of assets (Index) |
|---------------------------|---------------------|
| CATERPILLAR INC | 4.26% |
| SIEMENS AG-REG | 3.40% |
| UNION PACIFIC CORP | 2.97% |
| SCHNEIDER ELECT SE | 2.86% |
| UBER TECHNOLOGIES INC | 2.82% |
| EATON CORP PLC | 2.54% |
| DEERE & CO | 2.12% |
| UNITED PARCEL SERV. | 1.89% |
| AUTOMATIC DATA PROCESSING | 1.87% |
| RELX PLC | 1.84% |
| Total | 26.58% |

Geographical breakdown (Source: Amundi)



Benchmark Sector breakdown (source : Amundi)



EQUITY

Principal characteristics (Source : Amundi)

| | |
|--|--|
| Fund structure | ICAV Irish |
| UCITS compliant | UCITS |
| Management Company | Amundi Ireland Limited |
| Administrator | HSBC Securities Services (Ireland) DAC |
| Custodian | HSBC Continental Europe |
| Independent auditor | PRICEWATERHOUSECOOPERS |
| Share-class inception date | 20/09/2022 |
| Date of the first NAV | 20/09/2022 |
| Share-class reference currency | EUR |
| Classification | - |
| Type of shares | (A) Accumulation (D) Distribution |
| ISIN code | (A) IE000LTA2082 (D) IE00026BEVM6 |
| Minimum investment to the secondary market | 1 Share(s) |
| Frequency of NAV calculation | Daily |
| Ongoing charges | 0.18% (Estimated) - 20/09/2022 |
| Minimum recommended investment period | 5 years |
| Fiscal year end | December |
| Primary Market Maker | |

Listing data (source : Amundi)

| Place | Hours | CCY | Mnemo | Bloomberg Ticker | Bloomberg iNAV | Reuters RIC | Reuters iNAV |
|---------------------|--------------|-----|-------|------------------|----------------|-------------|----------------|
| Deutsche Börse | 9:00 - 17:30 | EUR | WELH | WELH GY | IWELH | WELH.DE | IWELHINAV.PA |
| Deutsche Börse | 9:00 - 17:30 | USD | WEL0 | WEL0 GY | IWEL0 | WELHUSD.DE | IWEL0INAV.PA |
| Berne Exchange | 9:00 - 17:30 | USD | WELH | WELH BW | INDWIV | WELH.BN | INDWINAV=SOLA |
| Borsa Italiana | 9:00 - 17:30 | EUR | INDGW | INDGW IM | INDGWIV | INDGW.MI | INDGWINAV=SOLA |
| Nyse Euronext Paris | 9:00 - 17:30 | EUR | INDW | INDW FP | INDGWIV | INDW.PA | INDGWINAV=SOLA |

Contact

ETF Sales contact

| | |
|-------------------------|-----------------------|
| France & Luxembourg | +33 (0)1 76 32 65 76 |
| Germany & Austria | +49 (0) 800 111 1928 |
| Italy | +39 02 0065 2965 |
| Switzerland (German) | +41 44 588 99 36 |
| Switzerland (French) | +41 22 316 01 51 |
| UNITED KINGDOM (Retail) | +44 (0) 20 7 074 9598 |
| UNITED KINGDOM (Insti) | +44 (0) 800 260 5644 |
| Netherlands | +31 20 794 04 79 |
| Nordic countries | +46 8 5348 2271 |
| Hong Kong | +65 64 39 93 50 |
| Spain | +34 914 36 72 45 |

ETF Capital Markets contact

| | |
|-------------------|---|
| Téléphone | +33 (0)1 76 32 19 93 |
| Bloomberg IB Chat | Capital Markets Amundi ETF Capital Markets Amundi HK ETF |

ETF Market Makers contact

| | |
|------------------|----------------------|
| BNP Paribas | +33 (0)1 40 14 60 01 |
| Kepler Cheuvreux | +33 (0)1 53 65 35 25 |

Amundi contact

Amundi ETF
90 bd Pasteur
CS 21564
75 730 Paris Cedex 15 - France
Hotline : +33 (0)1 76 32 47 74
info@amundietf.com

Index Providers

THE AMUNDI S&P GLOBAL INDUSTRIALS ESG UCITS ETF IS NOT SPONSORED, ENDORSED, SOLD OR PROMOTED BY STANDARD & POOR'S OR ITS AFFILIATES ("S&P"). S&P MAKES NO REPRESENTATION, CONDITION OR WARRANTY, EXPRESS OR IMPLIED, TO THE OWNERS OF THE SUB-FUND OR ANY MEMBER OF THE PUBLIC REGARDING THE ADVISABILITY OF INVESTING IN SECURITIES GENERALLY OR IN THE SUBFUND PARTICULARLY OR THE ABILITY OF THE S&P DEVELOPED EX-KOREA LARGEMIDCAP SUSTAINABILITY ENHANCED INDUSTRIALS INDEX TO TRACK THE PERFORMANCE OF CERTAIN FINANCIAL MARKETS AND/OR SECTIONS THEREOF AND/OR OF GROUPS OF ASSETS OR ASSET CLASSES. S&P'S ONLY RELATIONSHIP BETWEEN S&P AND AMUNDI IS THE LICENSING OF CERTAIN TRADEMARKS AND TRADE NAMES AND OF THE S&P DEVELOPED EX-KOREA LARGEMIDCAP SUSTAINABILITY ENHANCED INDUSTRIALS INDEX, WHICH IS DETERMINED, COMPOSED AND CALCULATED BY S&P WITHOUT REGARD TO AMUNDI OR THE SUB-FUND. S&P HAS NO OBLIGATION TO TAKE INTO CONSIDERATION THE NEEDS OF AMUNDI OR OF INVESTORS IN DETERMINING, COMPOSING OR CALCULATING THE S&P DEVELOPED EX-KOREA LARGEMIDCAP SUSTAINABILITY ENHANCED INDUSTRIALS INDEX. S&P IS NOT LIABLE FOR AND HAS NOT PARTICIPATED IN THE DETERMINATION OF THE SUB-FUND'S PRICES AND NAV, IN THE TIMING OF THE ISSUANCE OR SALE OF THE SUB-FUND OR IN THE DETERMINATION OR CALCULATION OF THE EQUATION BY WHICH THE SUB-FUND'S SHARES ARE CONVERTED INTO CASH. S&P HAS NO OBLIGATION OR LIABILITY IN CONNECTION WITH THE ADMINISTRATION, MARKETING, OR TRADING OF THE SUB-FUND.

S&P DOES NOT GUARANTEE THE ACCURACY AND/OR THE COMPLETENESS OF THE S&P DEVELOPED EX-KOREA LARGEMIDCAP SUSTAINABILITY ENHANCED INDUSTRIALS INDEX OR ANY DATA INCLUDED THEREIN AND S&P SHALL HAVE NO LIABILITY FOR ANY ERRORS, OMISSIONS, OR INTERRUPTIONS THEREIN. S&P MAKES NO WARRANTY, CONDITION OR REPRESENTATION, EXPRESS OR IMPLIED, AS TO RESULTS TO BE OBTAINED BY AMUNDI, INVESTORS, OR ANY OTHER PERSON OR ENTITY FROM THE USE OF THE S&P DEVELOPED EX-KOREA LARGEMIDCAP SUSTAINABILITY ENHANCED INDUSTRIALS INDEX OR ANY DATA INCLUDED THEREIN. S&P MAKES NO EXPRESS OR IMPLIED WARRANTIES, REPRESENTATIONS OR CONDITIONS, AND EXPRESSLY DISCLAIMS ALL WARRANTIES OR CONDITIONS OF MERCHANTABILITY OR FITNESS FOR A PARTICULAR PURPOSE OR USE AND ANY OTHER EXPRESS OR IMPLIED WARRANTY OR CONDITION WITH RESPECT TO THE S&P DEVELOPED EX-KOREA LARGEMIDCAP SUSTAINABILITY ENHANCED INDUSTRIALS INDEX OR ANY DATA INCLUDED THEREIN. WITHOUT LIMITING ANY OF THE FOREGOING, IN NO EVENT SHALL S&P HAVE ANY LIABILITY FOR ANY SPECIAL, PUNITIVE, INDIRECT, OR CONSEQUENTIAL DAMAGES (INCLUDING LOST PROFITS) RESULTING FROM THE USE OF THE S&P DEVELOPED EX-KOREA LARGEMIDCAP SUSTAINABILITY ENHANCED INDUSTRIALS INDEX OR ANY DATA INCLUDED THEREIN, EVEN IF NOTIFIED OF THE POSSIBILITY OF SUCH DAMAGES.

Important information

The Sub-Fund has been authorised for distribution to non-qualified investors in or from Switzerland by FINMA. Representative : CACEIS Bank, Paris, Branch of Nyon/Swiss, 35 route de Signy, 1260 Nyon, Switzerland (in the past "CACEIS Bank Luxembourg, Luxembourg, Branch of Nyon", Switzerland. Paying agent: CA Indosuez (Suisse) S.A., 4 quai General Guisan, 1204 Geneva. Subscriptions in the Sub-Funds will only be accepted on the basis of the SICAV's latest prospectus and Key Investor Information Document (KIID), its latest annual and semi-annual reports and its articles of incorporation that may be obtained, free of charge, at the registered office of the Swiss Representative. Past performance is not a guarantee or a reliable indicator for current or future performance and returns. The performance data do not take account of the commissions and costs incurred on the issue and redemption of units. The date of the data in this document is that indicated at the top of the document, unless otherwise stated.

This document is designed exclusively for institutional, professional, qualified or sophisticated investors and distributors. It is not meant for the general public or private clients of any jurisdiction or those qualified as 'US Persons'. Approved investors in regard to the European Union are those which are defined as "Professional" investors in Directive 2004/39/EC of 21 April 2004 "MiFID" or, as the case may be, as defined under each local legislation and, insofar as the offer in Switzerland is concerned, "qualified investors" as set forth in the federal Law on Collective Investments (LPCC), the Ordinance on collective investments of 22 November 2006 (OPCC) and the FINMA 08/8 Circular regarding the legislation on collective investments of 20 November 2008. This document shall not, under any circumstance, be sent within the European Union to non "Professional" investors as defined by the MFI or under each local legislation, or in Switzerland to those investors which are not defined as "qualified investors" in the applicable law and regulations.