

This factsheet is as at 28 March 2024 unless otherwise specified.

Xtrackers EUR Corporate Green Bond UCITS ETF 1C

a sub fund of Xtrackers (IE) Plc

At a Glance

- Direct investment in EUR denominated corporate and agency green bonds
- Investment grade bonds only
- Index excludes bonds from issuers which fail to meet certain ESG criteria. Bonds must be issued to fund projects with direct environmental benefits and must meet green bond eligibility criteria

Fund information	
ISIN	IE000MCVFK47
Share class currency	EUR
Fund Currency	EUR
Fund launch date	24 June 2021
Domicile	Ireland
Portfolio Methodology	Direct Replication
Sub-Portfolio Manager	DWS Investments UK Ltd
Investment Manager	DWS Investment GmbH
Custodian	State Street Custodial Services (Ireland) Limited
All-in fee ¹	0.25% p.a.
Income treatment	Capitalising
NAV per Share	EUR 26.14
Total Fund Assets	EUR 204.50 Million
Total Shares Outstanding	7.82 Million
Reporting Fund	Yes

¹ Please see additional information / Glossary.

Reference Index key features

The Bloomberg MSCI EUR Corporate and Agency Green Bond Index aims to reflect the performance of the following market:

- EUR-denominated corporate and agency green bonds
 - Investment grade bonds only
 - Minimum amount outstanding of EUR 300mn
 - 5% issuer weight capping
 - Universe of eligible bonds must meet green bond eligibility criteria, including: the stated use of proceeds, process for green project evaluation and selection, management of proceeds, and ongoing reporting of environmental performance of the use of proceeds
 - Bonds issued by entities failing to meet the following ESG standards are excluded: Companies associated with the production of controversial, civilian and nuclear weapons and tobacco, are assigned an MSCI ESG Rating of 'CCC' or are unrated, derive certain revenue thresholds from thermal coal, oil sands extraction, civilian firearms, or tobacco, and any issuer with a "Red" MSCI ESG Impact Monitor score of less than 1.
- Additional information on the Index and the methodology concerning Bloomberg's indices can be found on the website of the index administrator: (www.bloombergindices.com/).

Key Risks

- **The value of your investment may go down as well as up and past performance does not predict future returns. Investor capital may be at risk up to a total loss.**
- Bonds are exposed to credit risk and interest rate risk. There is a risk that the bond issuer may be unable to pay interest or repay the bond principal, resulting in your investment suffering a loss. If interest rates rise, typically the value of the bond will fall, which could also affect the value of your investment.

Listing and trading information			
Exchange	Bloomberg Ticker	Reuters RIC	Trading Currency
Xetra	XGBE GY	XGBE.DE	EUR
SIX Swiss Exchange	XGBE SW	XGBE.S	CHF
Italian Stock Exchange	XGBE IM	XGBE.MI	EUR

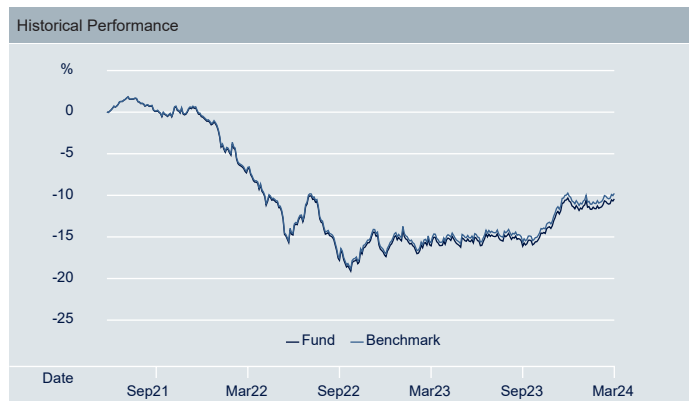
Cumulative performance figures					
	1 Month	3 Months	6 Months	1 Year	Annualised Volatility
Share Class	1.16%	0.29%	5.98%	6.32%	5.41%
Index	1.20%	0.37%	6.14%	6.62%	5.28%
Tracking Difference	-0.03%	-0.08%	-0.16%	-0.30%	-
Tracking Error	0.07%	0.04%	0.03%	0.03%	-

Calendar year performance figures				
	2022	2023	YTD	
Share Class	-16.86%	8.07%	0.29%	
Index	-16.63%	8.34%	0.37%	
Tracking Difference	-0.24%	-0.27%	-0.08%	
Tracking Error	0.05%	0.03%	0.04%	

Rolling performance figures				
	3/22 - 3/23	3/23 - 3/24	Since launch	
Share Class	-9.61%	6.32%	-3.91%	
Index	-9.35%	6.62%	-3.65%	
Tracking Difference	-0.26%	-0.30%	-0.24%	
Tracking Error	0.04%	0.03%	0.04%	

Past performance does not predict future returns.

THINK ETF. THINK X.



Source: DWS, Index Provider

This factsheet is as at 28 March 2024 unless otherwise specified.

Top 10 ETF constituents		
Security	ISIN	Weight
DEUTSCHE GLOBAL LIQUIDITY SERI	IE00BZ3FDF20	1.01%
SOGRPR 0 11/25/30 11/30	FR00140005B8	0.65%
ELECTRICITE DE FRANCE 10/26 EUR53359	FR0013213295	0.51%
BBG01G6W2BS9 NEDERLANDSE WATERSCHAPSBANK 33 3.0 4/33	XS2613821300	0.50%
SOCIETE DU GRAND PARIS 05/34 AX614241	FR0013409612	0.49%
1.7 SGP 50 EMTN	FR0013422383	0.48%
0.625 SNCF 30 EMTN	FR0013507647	0.47%
SOCIETE DU GRAND PARIS 10/28 AU558012	FR0013372299	0.46%
BBG017GYN390 ING GROEPNV 5/26	XS2483607474	0.44%
BBG013QB69S3 ELECTRICITE DE FRANCE SA 11/33	FR0014006UO0	0.42%

ETF Fundamentals	
ETF Yield To Maturity	3.82%
ETF Yield To Worst	3.73%
ETF Effective Duration	4.98
ETF Modified Duration	4.92
Number of Securities in the Fund	482

Source: DWS

Index information	
Index Name	Bloomberg MSCI EUR Corporate and Agency Green Bond Index
Index Provider	Bloomberg Finance L.P.
Bloomberg Symbol	I36101EU
Index Type	Total Return Gross
Index Base Currency	EUR
Index Rebalance Frequency	Monthly

Source: Index Provider

Further information on Xtrackers

DWS Investments UK Limited
21 Moorfields
London EC2Y 9DB
United Kingdom

Hotline: +44 (0)20 7547 1747
Website: www.Xtrackers.com
E-Mail: Xtrackers@dws.com

Additional Information

A Glossary of Terms is available at Xtrackers.com.

ETF performance is shown on NAV basis, net of fees and index replication costs. Index performance is calculated on a total return basis. Volatility is calculated since launch of the share class.

Disclaimer

This document is intended for information purposes only and does not create any legally binding obligations on the part of DWS Group GmbH & Co. KGaA and/or its affiliates (DWS).

This document has been prepared without consideration of the investment needs, objectives or financial circumstances of any investor. Without limitation, this document does not constitute an offer, an invitation to offer or a recommendation to enter into any transaction.

Before making an investment decision, investors need to consider, with or without the assistance of an investment adviser, whether the investments and strategies described or provided by DWS are appropriate in light of their particular investment needs, objectives and financial circumstances.

Information in this document has been obtained or derived from sources believed to be reliable and current. However, accuracy or completeness of the sources cannot be guaranteed.

This document is not directed to, or intended for distribution to or use by, any person or entity who is a citizen or resident of or located in any locality, state, country or other jurisdiction, including the United States, where such distribution, publication, availability or use would be contrary to law or regulation or which would subject DWS to any registration or licensing requirement within such jurisdiction not currently met within such jurisdiction. Persons into whose possession this document may come are required to inform themselves of, and to observe, such restrictions.

Xtrackers (IE) plc is an undertaking for collective investment in transferable securities (UCITS) in accordance with the applicable laws and regulations and set up as open-ended investment company with variable capital and segregated liability amongst its respective compartments.

Investors must buy and must usually sell shares in Xtrackers UCITS ETFs on a secondary market with the assistance of an intermediary (e.g. a stockbroker) and may incur fees for doing so. In addition, investors may pay more than the current net asset value when buying shares and may receive less than the current net asset value when selling them. Before making any investment decision, investors should refer to the Risk Factors in the Prospectus and Key Investor Information Document.

Tax treatment of the Xtrackers UCITS ETFs depends on the individual circumstances of each investor.

Xtrackers (IE) plc is incorporated in Ireland with registered number 393802 and has its registered office at 78 Sir John Rogerson's Quay, Dublin 2, Ireland. DWS Investment S.A. acts as the management company of Xtrackers (IE) plc. The Investment Company may decide to terminate the arrangements made for the marketing of this fund.

Any investment decision in relation to a fund should be based solely on the latest version of the prospectus, the audited annual and, if more recent, un-audited semi-annual reports and the Key Investor Information Document (KIID), all of which are available in English upon request to DWS Investment S.A., 2, Boulevard Konrad Adenauer, L-1115 Luxembourg or on www.Xtrackers.com. A summary of investor rights is available at www.etf.dws.com under "About Us – How to Complain?".

PAST PERFORMANCE DOES NOT PREDICT FUTURE RETURNS.

© DWS Investments UK Limited, 2024. Authorised and regulated by the Financial Conduct Authority.

Index Disclaimer

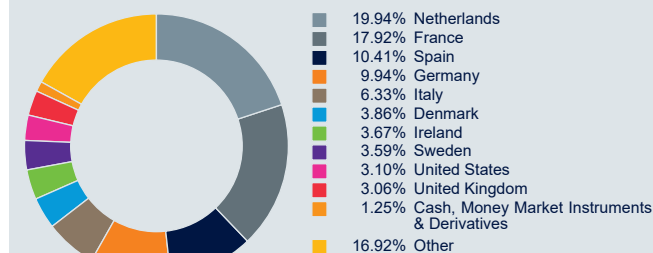
"Bloomberg®" and Bloomberg MSCI EUR Corporate and Agency Green Bond Index are service marks of Bloomberg Finance L.P. and its affiliates, including Bloomberg Index Services Limited ("BISL"), the administrator of the index (collectively, "Bloomberg") and have been licensed for use for certain purposes by Xtrackers II. Bloomberg is not affiliated with Xtrackers II, and Bloomberg does not approve, endorse, review, or recommend EUR Corporate Green Bond UCITS ETF. Bloomberg does not guarantee the timeliness, accurateness, or completeness of any data or information relating to EUR Corporate Green Bond UCITS ETF.

EUR Corporate Green Bond UCITS ETF

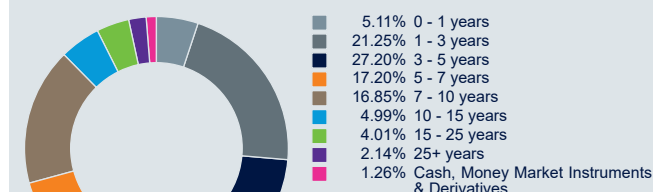
Source: DWS, Moody's

Figures may not always add up to 100.00% due to rounding

ETF Composition by Countries



ETF Composition by Maturities



ETF Composition by Rating

