

JPMorgan ETFs (Ireland) ICAV -

AC Asia Pacific ex Japan Research Enhanced Index Equity (ESG) UCITS ETF

Class: JPM AC Asia Pacific ex Japan Research Enhanced Index Equity (ESG) UCITS ETF - USD (dist)

Fund overview

ISIN
IE000P334X90

Investment objective: The Sub-Fund aims to achieve a long-term return in excess of MSCI All Country Asia Pacific ex Japan Index (Total Return Net) (the "Benchmark") by actively investing primarily in a portfolio of Asia Pacific companies (excluding Japan).

Investment policy: The Sub-Fund pursues an actively-managed investment strategy.

Investment approach

- Uses a fundamental, bottom-up stock selection process.
- Enhanced index approach that builds a portfolio in reference to the benchmark by overweighting securities with the highest potential to outperform and underweighting securities considered most overvalued.
- Diversified portfolio with disciplined, risk-controlled portfolio construction.
- Applies values and norms based screening and implements minimum investment thresholds on companies with positive ESG characteristics.

Investor profile: Typical investors in the Sub-Fund are expected to be investors who want to take broad market exposure to developed and emerging markets, who seek to benefit from potential excess returns with similar risks to investing in securities representing the Benchmark and who are prepared to accept the risks associated with an investment of this type, including the volatility of such market.

Portfolio manager(s)	Share class	Class launch
Lina Nassar	currency USD	15 Feb 2022
Sonal Tanna	Fund assets	Domicile Ireland
Investment specialist(s)	USD 25.9m	Shares outstanding
Francesco CH Chan	NAV USD 20.9694	206,299
Luke Richdale	Fund launch	UK reporting status
Fund reference	15 Feb 2022	Yes
currency USD		Ongoing charge 0.30%

ESG information

ESG approach - ESG Promote
Promotes environmental and / or social characteristics.

SFDR classification: Article 8
"Article 8" strategies promote social and/or environmental characteristics, but do not have sustainable investing as a core objective.

Fund ratings *As at 30 April 2024*

Morningstar Category™ Asia-Pacific ex-Japan Equity

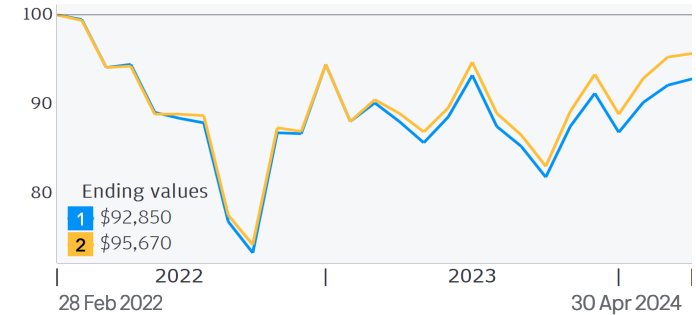
Performance

- 1

Class: JPM AC Asia Pacific ex Japan Research Enhanced Index Equity (ESG) UCITS ETF - USD (dist)
- 2

Benchmark: MSCI All Country Asia Pacific ex Japan Index (Total Return Net)

Growth of USD 100,000 *Calendar years*



Quarterly rolling 12-month performance (%)

<i>As at end of March 2024</i>					
	2019/2020	2020/2021	2021/2022	2022/2023	2023/2024
1	-	-	-	-9.38	2.24
2	-	-	-	-8.91	5.28

Calendar Year Performance (%)

	2014	2015	2016	2017	2018	2019	2020	2021	2022	2023
1	-	-	-	-	-	-	-	-	-	5.19
2	-	-	-	-	-	-	-	-	-	7.36

Return (%)

	Cumulative				Annualised		
	1 month	3 months	1 year	YTD	3 years	5 years	Launch
1	0.77	6.95	5.44	1.82	-	-	-4.81
2	0.42	7.66	7.54	2.51	-	-	-3.42

Performance Disclosures

Past performance is not a guide to current and future performance. The value of your investments and any income from them may fall as well as rise and you may not get back the full amount you invested.

ESG

For more information on our approach to sustainable investing at J.P. Morgan Asset Management please visit <https://am.jpmorgan.com/lu/esg>

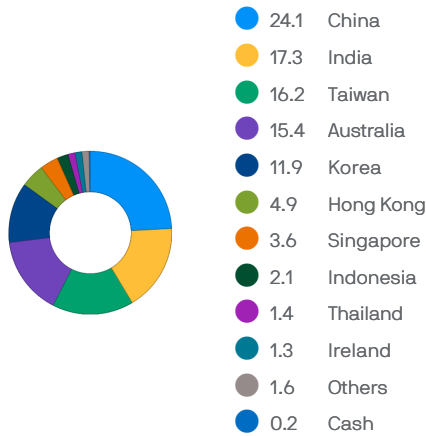
Dividend History

Amount	Record Date	Payment Date	Quarterly yield	Annualised yield
\$0.0821	14 Apr 2023	05 May 2023	0.39 %	1.58 %
\$0.1580	14 Jul 2023	07 Aug 2023	0.75 %	3.05 %
\$0.1608	13 Oct 2023	07 Nov 2023	0.82 %	3.31 %
\$0.0655	12 Jan 2024	07 Feb 2024	0.33 %	1.32 %
\$0.0751	12 Apr 2024	07 May 2024	0.36 %	1.43 %

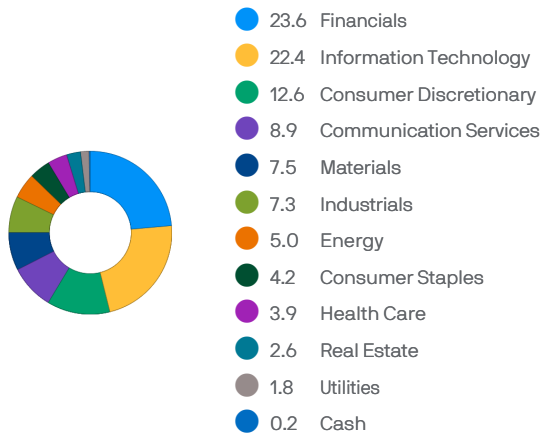
Holdings

Top 10	Sector	% of assets
Taiwan Semiconductor	Information Technology	8.3
Samsung Electronics	Information Technology	4.4
Tencent	Communication Services	4.2
Alibaba	Consumer Discretionary	2.3
BHP	Materials	2.1
Reliance Industries	Energy	1.7
Commonwealth Bank of Australia	Financials	1.6
CSL	Health Care	1.4
AIA	Financials	1.4
ICICI Bank	Financials	1.2

Regions (%)



Sectors (%)



Number of Holdings

371

Trading information

Stock exchange	Exchange ticker	Trading currency	Bloomberg ticker	Reuters RIC	SEDOL
London Stock Exchange	JREX	USD	JREX LN	JREX.L	BNR4SX4
London Stock Exchange	JRXE	GBX	JRXE LN	JRXE.L	BNR4T08

Key risks

The value of your investment may fall as well as rise and you may get back less than you originally invested.

The value of equity securities may go down as well as up in response to the performance of individual companies and general market conditions, sometimes rapidly or unpredictably. If a company goes through bankruptcy or a similar financial restructuring, its shares in issue typically lose most or all of their value.

Since the instruments held by the Sub-Fund may be denominated in currencies other than the Base Currency, the Sub-Fund may be affected unfavourably by exchange control regulations or fluctuations in currency rates. For this reason, changes in currency exchange rates can affect the value of the Sub-Fund's portfolio and may impact the value of the Shares.

Emerging markets may be subject to increased political, regulatory and economic instability, less developed custody and settlement practices, poor transparency and greater financial risks. Emerging market currencies may be subject to volatile price movements. Emerging market securities may also be subject to higher volatility and lower liquidity than developed market securities respectively. The Sub-Fund may invest in China A-Shares through the China-Hong Kong Stock Connect Programmes which are subject to regulatory change, quota limitations and also operational constraints which may result in increased counterparty risk.

The amount which foreign portfolio investor ("FPIs") can invest in Indian companies is subject to quota limitations at the level of individual FPIs and of FPIs in aggregate, which may impact the ability of the Sub-Fund to invest directly in such companies. FPIs' Indian investments may also be subject to local capital gains tax, securities transaction tax and other forms of taxation, which may impact on the performance of the Sub-Fund.

The Sub-Fund may invest in securities of smaller companies which may be less liquid, more volatile and tend to carry greater financial risk than securities of larger companies.

Exclusion of companies that do not meet certain ESG criteria from the Sub-Fund's investment universe may cause the Sub-Fund to perform differently compared to similar funds that do not have such a policy.

The Sub-Fund seeks to provide a return above the Benchmark; however the Sub-Fund may underperform the Benchmark.

General Disclosures

Before investing, obtain and review the current prospectus, Key Investor Information Document (KIID), and any applicable local offering document. These documents, as well as the annual and semi-annual reports and the articles of incorporation, are available in English from your financial adviser, your J.P. Morgan Asset Management regional contact, the fund's issuer (see below) or at <https://am.jpmorgan.com/gb/en/asset-management/per/>. A summary of investor rights is available in English at <https://am.jpmorgan.com/lu/investor-rights>. J.P. Morgan Asset Management may decide to terminate the arrangements made for the marketing of its collective investment undertakings.

This material should not be considered as advice or an investment recommendation. Fund holdings and performance are likely to have changed since the report date. No provider of information presented here, including index and ratings information, is liable for damages or losses of any type arising from use of their information. No warranty of accuracy is given and no liability in respect of any error or omission is accepted.

To the extent permitted by applicable law, we may record telephone calls and monitor electronic communications to comply with our legal and regulatory obligations and internal policies. Personal data will be collected, stored and processed by J.P. Morgan Asset Management in accordance with our EMEA Privacy Policy www.jpmorgan.com/emea-privacy-policy.

The Fund does not rely on external support for guaranteeing the liquidity of the Fund or stabilising the NAV per share. The Sub-Fund is rated by an external credit rating agency. Such rating is financed by the Sub-Fund.

The Sub-Fund has received approval of a derogation from the CSSF (Commission de Surveillance du Secteur Financier) to invest up to 100% of its assets in different money market instruments issued or

guaranteed separately by certain organisations. The Sub-Fund intends to invest more than 5% of its assets in the organisations listed in the Prospectus.

For additional information on the sub-fund's target market please refer to the Prospectus.

The risk indicator is based on the historic volatility of the Net Asset Value of the Share Class over the last five years and may not be a reliable indication of the future risk profile of the Share Class. The risk and reward category shown above is not guaranteed to remain unchanged and may change over time. A Share Class with the lowest risk rating does not mean a risk-free investment. See the Key Investor Information Document (KIID) for details.

The possible difference between the current ongoing charge as stated in this document and those mentioned in the KIID, is caused by the fact that the costs mentioned in the KIID are an estimate based on the actual costs incurred over the past year.

Performance information

Source: J.P. Morgan Asset Management. Share class performance is shown based on the NAV (net asset value) of the share class with income (gross) reinvested including actual ongoing charges excluding any entry and exit fees. Performance is shown based on the NAV which may not be the same as the market price of the ETF. Individual shareholders may realise returns that are different to the NAV based returns.

The return of your investment may change as a result of currency fluctuations if your investment is made in a currency other than that used in the past performance calculation.

Indices do not include fees or operating expenses and you cannot invest in them.

The benchmark is for comparative purposes only unless specifically referenced in the Sub-Funds' Investment Objective and Policy.

Dividend income shown is gross of any applicable tax.

Information Sources

Fund information, including performance calculations and other data, is provided by J.P. Morgan Asset Management (the marketing name for the asset management businesses of JPMorgan Chase & Co. and its affiliates worldwide).

All data is as at the document date unless indicated otherwise.

© 2024 Morningstar. All Rights Reserved. The information contained herein: (1) is proprietary to Morningstar; (2) may not be copied or distributed; and (3) is not warranted to be accurate, complete or timely. Neither Morningstar nor its content providers are responsible for any damages or losses arising from any use of this information.

Benchmark Source: MSCI. Neither MSCI nor any other party involved in or related to compiling, computing or creating the MSCI data makes any express or implied warranties or representations with respect to such data (or the results to be obtained by the use thereof), and all such parties hereby expressly disclaim all warranties of originality, accuracy, completeness, merchantability or fitness for a particular purpose with respect to any of such data. Without limiting any of the foregoing, in no event shall MSCI, any of its affiliates or any third party involved, in or related to compiling, computing, or creating the data have any liability for any direct, indirect, special, punitive, consequential or any other damages (including lost profits) even if notified of the possibility of such damages. No further distribution or dissemination of the MSCI data is permitted without MSCI's express written consent.

Regional Contact

JPMorgan Asset Management (UK) Limited Registered address: 25 Bank Street, Canary Wharf, London E14 5JP, United Kingdom. Authorised and regulated by the Financial Conduct Authority. Registered in England No. 01161446.

Issuer

JPMorgan Asset Management (Europe) S.à r.l., 6, route de Trèves, L-2633 Senningerberg, Luxembourg. B27900, corporate capital EUR 10.000.000. The Sub-Fund is authorised in Ireland and regulated by the Central Bank of Ireland.

Definitions

NAV Net Asset Value of a fund's assets less its liabilities per Share.