

This factsheet is as at 28 March 2024 unless otherwise specified.

# Xtrackers India Government Bond UCITS ETF 1C

a sub fund of Xtrackers (IE) Plc

## At a Glance

– Direct investment in India Government Bonds

## Reference Index key features

The J.P. Morgan India Government Fully Accessible Route (FAR) Bonds Index aims to reflect the performance of the following market:

- Fixed rate and zero coupon, Indian Rupee denominated government bonds
  - Issued by the Indian central government and eligible for investment to nonresidents under the fully accessible route (FAR)
  - Bonds with minimum time to maturity of at least 6 months
  - Issue size above USD 1 billion equivalent
- Additional information on the Index and the general methodology behind the indices can be found on <https://www.jpmmorgan.com/>.

Fund information	
ISIN	IE000QVYFUT7
Share class currency	USD
Fund Currency	USD
Fund launch date	06 September 2022
Domicile	Ireland
Portfolio Methodology	Direct Replication
Investment Manager	DWS Investment GmbH
Custodian	State Street Custodial Services (Ireland) Limited
All-in fee <sup>1</sup>	0.33% p.a.
Income treatment	Capitalising
NAV per Share	USD 35.70
Total Fund Assets	USD 58.53 Million
Total Shares Outstanding	1.64 Million
Reporting Fund	Seeking

<sup>1</sup> Please see additional information / Glossary.

## Key Risks

- **The value of your investment may go down as well as up and past performance does not predict future returns. Investor capital may be at risk up to a total loss.**
- The Fund is exposed to less economically developed economies (known as emerging markets) which involve greater risks than well developed economies. Political unrest and economic downturn may be more likely and will affect the value of your investment.
- The Fund may have exposure to a small number of investments or have exposure to a few countries, industries, sectors of the economy or issuers. This can make the share price of the Fund fluctuate significantly.
- The Fund is exposed to market movements in a single country or region which may be adversely affected by political or economic developments, government action or natural events that do not affect a fund investing in broader markets.
- Bonds are exposed to credit risk and interest rate risk. There is a risk that the bond issuer may be unable to pay interest or repay the bond principal, resulting in your investment suffering a loss. If interest rates rise, typically the value of the bond will fall, which could also affect the value of your investment.

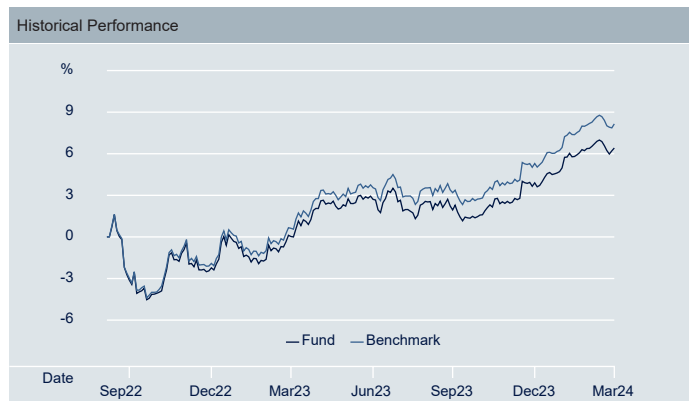
Listing and trading information			
Exchange	Bloomberg Ticker	Reuters RIC	Trading Currency
Xetra	XIGB GY	XIGB.DE	EUR
London Stock Exchange	XIGB LN	XIGB.L	USD
Italian Stock Exchange	XIGB IM	XIGB.MI	EUR

Cumulative performance figures					
	1 Month	3 Months	6 Months	1 Year	Annualised Volatility
Share Class	0.03%	2.42%	4.09%	6.19%	4.83%
Index	-0.03%	2.71%	4.62%	7.33%	4.75%
Tracking Difference	0.06%	-0.29%	-0.54%	-1.14%	-
Tracking Error	1.08%	0.78%	0.75%	0.79%	-

Calendar year performance figures		
	2023	YTD
Share Class	6.27%	2.42%
Index	7.34%	2.71%
Tracking Difference	-1.07%	-0.29%
Tracking Error	0.78%	0.78%

Rolling performance figures		
	3/23 - 3/24	Since launch
Share Class	6.19%	4.07%
Index	7.33%	5.16%
Tracking Difference	-1.14%	-1.11%
Tracking Error	0.79%	0.82%

Past performance does not predict future returns.



Source: DWS, Index Provider

# THINK ETF. THINK X.

This factsheet is as at 28 March 2024 unless otherwise specified.

Top 10 ETF constituents		
Security	ISIN	Weight
BBG01HT0LQW3 INDIA GOVERNMENT BOND 8/33	IN0020230085	5.02%
BBG016PTLZQ5 INDIA GOVERNMENT BON 7.1% 18/04/29 4/29	IN0020220011	4.58%
India 7.2600% IGB Feb 2033	IN0020220151	4.51%
India 7.3600% IGB Sep 2052	IN0020220086	4.29%
India 7.4100% IGB Dec 2036	IN0020220102	4.27%
BBG01HH2H0P2 INDIA GOVERNMENT BOND 7/37	IN0020230077	4.25%
BBG00XZWTQ4 INDIA GOVERNMENT BOND 12/50	IN0020200252	4.23%
BBG0184P1LP6 INDIA GOVERNMENT BON 7.38% 20/06/27 6/27	IN0020220037	4.21%
BBG01GZZ8QY4 INDIA GOVERNMENT BOND 7.3% 19/06/53 6/53	IN0020230051	4.20%
BBG014H8DCP6 IGB 6.54 01/17/32 1/32	IN0020210244	4.14%

Index information	
Index Name	J.P. Morgan India Government Fully Accessible Route (FAR) Bonds Index
Index Provider	J.P. Morgan Securities LLC
Bloomberg Symbol	GBIEINFU
Index Type	Total Return Gross
Index Base Currency	USD
Index Rebalance Frequency	Monthly

Source: Index Provider

#### Further information on Xtrackers

DWS Investments UK Limited  
21 Moorfields  
London EC2Y 9DB  
United Kingdom

Hotline: +44 (0)20 7547 1747  
Website: [www.Xtrackers.com](http://www.Xtrackers.com)  
E-Mail: [Xtrackers@dws.com](mailto:Xtrackers@dws.com)

#### Additional Information

A Glossary of Terms is available at [Xtrackers.com](http://Xtrackers.com).

ETF performance is shown on NAV basis, net of fees and index replication costs. Index performance is calculated on a total return basis. Volatility is calculated since launch of the share class.

#### Disclaimer

This document is intended for information purposes only and does not create any legally binding obligations on the part of DWS Group GmbH & Co. KGaA and/or its affiliates (DWS). This document has been prepared without consideration of the investment needs, objectives or financial circumstances of any investor. Without limitation, this document does not constitute an offer, an invitation to offer or a recommendation to enter into any transaction.

Before making an investment decision, investors need to consider, with or without the assistance of an investment adviser, whether the investments and strategies described or provided by DWS are appropriate in light of their particular investment needs, objectives and financial circumstances.

Information in this document has been obtained or derived from sources believed to be reliable and current. However, accuracy or completeness of the sources cannot be guaranteed.

This document is not directed to, or intended for distribution to or use by, any person or entity who is a citizen or resident of or located in any locality, state, country or other jurisdiction, including the United States, where such distribution, publication, availability or use would be contrary to law or regulation or which would subject DWS to any registration or licensing requirement within such jurisdiction not currently met within such jurisdiction. Persons into whose possession this document may come are required to inform themselves of, and to observe, such restrictions.

Xtrackers (IE) plc is an undertaking for collective investment in transferable securities (UCITS) in accordance with the applicable laws and regulations and set up as open-ended investment company with variable capital and segregated liability amongst its respective compartments.

Investors must buy and must usually sell shares in Xtrackers UCITS ETFs on a secondary market with the assistance of an intermediary (e.g. a stockbroker) and may incur fees for doing so. In addition, investors may pay more than the current net asset value when buying shares and may receive less than the current net asset value when selling them. Before making any investment decision, investors should refer to the Risk Factors in the Prospectus and Key Investor Information Document.

Tax treatment of the Xtrackers UCITS ETFs depends on the individual circumstances of each investor.

Xtrackers (IE) plc is incorporated in Ireland with registered number 393802 and has its registered office at 78 Sir John Rogerson's Quay, Dublin 2, Ireland. DWS Investment S.A. acts as the management company of Xtrackers (IE) plc. The Investment Company may decide to terminate the arrangements made for the marketing of this fund.

Any investment decision in relation to a fund should be based solely on the latest version of the prospectus, the audited annual and, if more recent, un-audited semi-annual reports and the Key Investor Information Document (KIID), all of which are available in English upon request to DWS Investment S.A., 2, Boulevard Konrad Adenauer, L-1115 Luxembourg or on [www.Xtrackers.com](http://www.Xtrackers.com). A summary of investor rights is available at [www.etf.dws.com](http://www.etf.dws.com) under "About Us – How to Complain?".

**PAST PERFORMANCE DOES NOT PREDICT FUTURE RETURNS.**

© DWS Investments UK Limited, 2024. Authorised and regulated by the Financial Conduct Authority.

#### Index Disclaimer

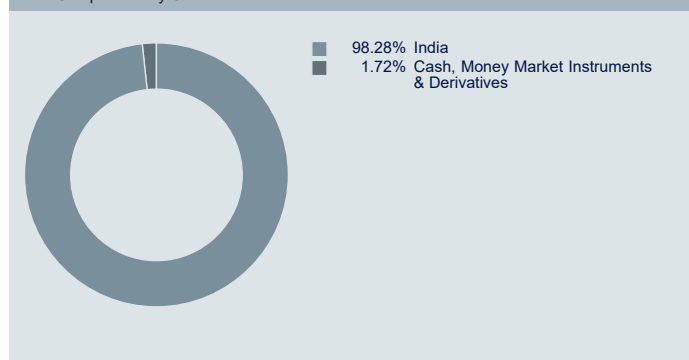
Xtrackers India Government Bond UCITS ETF is not sponsored, endorsed, or promoted by JPMorgan Chase & Co. ("JPMorgan"), and JPMorgan bears no liability with respect to any index on which such funds are based. The accuracy, completeness or relevance of the information which has been obtained from external sources cannot be guaranteed, although it has been obtained from sources reasonably believed to be reliable. Subject to any applicable law, JPMorgan shall not assume any liability in this respect. The index described herein is a proprietary J.P. Morgan index. The prospectus contains a description of the limited relationship that JPMorgan has with the licensee.

#### India Government Bond UCITS ETF

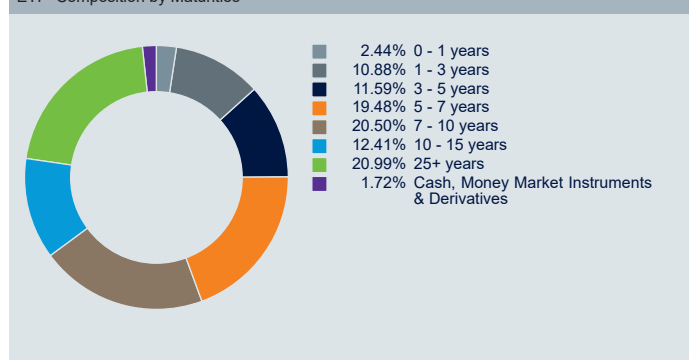
Source: DWS, Moody's

Figures may not always add up to 100.00% due to rounding

##### ETF Composition by Countries



##### ETF Composition by Maturities



##### ETF Composition by Rating

