

This factsheet is as at 28 March 2024 unless otherwise specified.

# Xtrackers MSCI USA ESG Screened UCITS ETF 2C - EUR Hedged

a sub fund of Xtrackers (IE) Plc

## At a Glance

- Direct investment in US equities
- Provides diversified exposure to large and mid-cap equities that exhibit higher ESG characteristics, and lower carbon exposure compared to their peers
- EUR Hedged
- ESG Screened methodology

Fund information	
ISIN	IE000TSM5I8
Share class currency	EUR
Fund Currency	USD
Fund launch date	06 March 2015
Share class launch date	15 February 2022
Domicile	Ireland
Portfolio Methodology	Direct Replication
Sub-Portfolio Manager	DWS Investments UK Ltd
Investment Manager	DWS Investment GmbH
Custodian	State Street Custodial Services (Ireland) Limited
All-in fee <sup>1</sup>	0.12% p.a.
Income treatment	Capitalising
Currency Hedging	Yes
NAV per Share	EUR 9.28
Total Fund Assets	EUR 130.70 Million
Total Shares Outstanding	200,200.00
Reporting Fund	Yes

<sup>1</sup> Please see additional information / Glossary.

Listing and trading information			
Exchange	Bloomberg Ticker	Reuters RIC	Trading Currency
Xetra	XRME GR	XRME.DE	EUR
Italian Stock Exchange	XRME IM	XRME.MI	EUR

Cumulative performance figures						
	1 Month	3 Months	6 Months	1 Year	3 Years	Annualised Volatility
Hedged Share Class	2.84%	9.71%	22.83%	27.98%	-	19.65%
Unhedged Share Class	2.97%	10.08%	23.90%	30.71%	31.69%	19.08%
Index	2.97%	10.02%	23.74%	30.44%	-	19.30%
Tracking Difference	0.01%	0.06%	0.16%	0.27%	-	-
Tracking Error	0.02%	0.05%	0.06%	0.05%	-	-

Calendar year performance figures						
	2019	2020	2021	2022	2023	YTD
Hedged Share Class	-	-	-	-	25.49%	9.71%
Unhedged Share Class	30.90%	16.39%	26.86%	-21.00%	28.92%	10.08%
Index	-	-	-	-	28.67%	10.02%
Tracking Difference	-	-	-	-	0.25%	0.06%
Tracking Error	-	-	-	-	0.04%	0.05%

Rolling performance figures											
	3/14 - 3/15	3/15 - 3/16	3/16 - 3/17	3/17 - 3/18	3/18 - 3/19	3/19 - 3/20	3/20 - 3/21	3/21 - 3/22	3/22 - 3/23	3/23 - 3/24	Since launch
Hedged Share Class	-	-	-	-	-	-	-	-	-12.64%	27.98%	5.83%
Unhedged Share Class	13.12%	-4.64%	16.24%	11.47%	5.79%	-18.82%	72.57%	10.69%	-8.99%	30.71%	11.22%
Index	-	-	-	-	-	-	-	-	-9.16%	30.44%	8.85%
Tracking Difference	-	-	-	-	-	-	-	-	0.17%	0.27%	0.25%
Tracking Error	-	-	-	-	-	-	-	-	0.03%	0.05%	0.04%

Past performance does not predict future returns.

# THINK ETF. THINK X.

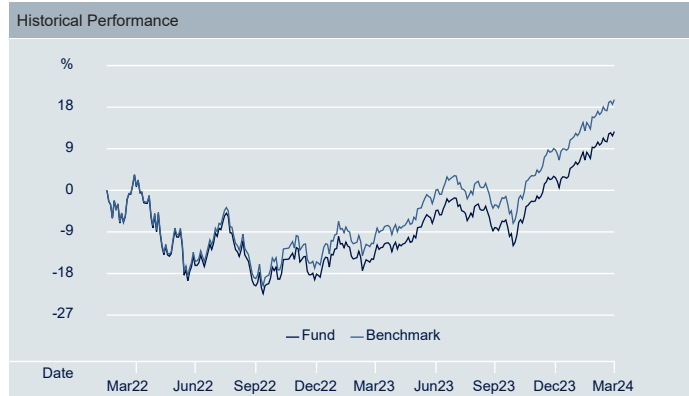
## Reference Index key features

The MSCI USA Select ESG Screened Index aims to reflect the performance of the following market:

- Large and mid-cap companies from the USA
  - Securities issued by entities failing to meet the following ESG standards, amongst others, are excluded: are associated with controversial weapons, are assigned an MSCI ESG Rating of 'CCC' or are unrated, derive certain revenues from tobacco, conventional weapons, nuclear weapons, civilian firearms, thermal coal, unconventional and/or arctic oil and gas extraction, and palm oil; and any issuer with an MSCI Controversies Score of 0
  - Reduced greenhouse gas intensity relative to the parent index
  - Reviewed on a quarterly basis
- Additional information on the index, selection and weighting methodology is available at [www.msci.com](http://www.msci.com)

## Key Risks

- **The value of your investment may go down as well as up and past performance does not predict future returns. Investor capital may be at risk up to a total loss.**
- The value of an investment in shares will depend on a number of factors including, but not limited to, market and economic conditions, sector, geographical region and political events.
- The Fund is exposed to market movements in a single country or region which may be adversely affected by political or economic developments, government action or natural events that do not affect a fund investing in broader markets.
- The Fund will use financial contracts (known as derivatives) to try to reduce the effect of currency fluctuations between the currency of its assets and the currency of the shares. This may not be effective and may prevent the Fund from benefitting from an increase in value of (or expose a Fund to the decrease in value of) a particular currency.



Source: DWS, Index Provider

The Index performance, Tracking Error and Tracking Difference calculations are based on the unhedged index and the unhedged share class of the same sub fund, Xtrackers MSCI USA ESG Screened UCITS ETF, 1C for all periods.

This factsheet is as at 28 March 2024 unless otherwise specified.

Top 10 ETF constituents		
Issuer	ISIN	Weight
MICROSOFT-T ORD	US5949181045	7.19%
APPLE ORD	US0378331005	6.10%
NVIDIA ORD	US67066G1040	5.39%
AMAZON.COM INC ORD	US0231351067	4.06%
META PLATFORMS ORD A	US30303M1027	2.60%
ALPHABET INC-CL A ORD	US02079K3059	2.16%
ALPHABET INC-CL C ORD	US02079K1079	1.89%
LILLY ORD	US5324571083	1.51%
BROADCOM LIMITED ORD	US11135F1012	1.42%
JPMORGAN CHASE ORD	US46625H1005	1.40%
ETF Fundamentals		
ETF PE Ratio (Forward)	22.52	
ETF PE Ratio (Trailing)	27.11	
Number of Securities in the Fund	547	

Source: DWS

Index information	
Index Name	MSCI USA Select ESG Screened Index
Index Provider	MSCI INC.
Bloomberg Symbol	NU737014
Index Type	Total Return Net
Index Base Currency	USD
Index Rebalance Frequency	Quarterly

Source: Index Provider

Additional share classes available			
Share Class	ISIN	Income	AuM
1C	IE00BJZ2DC62	Capitalising	USD 139.15 mn

## Further information on Xtrackers

DWS Investments UK Limited  
21 Moorfields  
London EC2Y 9DB  
United Kingdom

Hotline: +44 (0)20 7547 1747  
Website: [www.Xtrackers.com](http://www.Xtrackers.com)  
E-Mail: [Xtrackers@dws.com](mailto:Xtrackers@dws.com)

## Additional Information

A Glossary of Terms is available at [Xtrackers.com](http://Xtrackers.com).

ETF performance is shown on NAV basis, net of fees and index replication costs. Index performance is calculated on a total return basis. The performance of currency hedged share classes may differ significantly from the performance of the index which is unhedged. Unhedged share class fees may vary from hedged share class fees. Volatility is calculated since launch of the share class.

## Disclaimer

This document is intended for information purposes only and does not create any legally binding obligations on the part of DWS Group GmbH & Co. KGaA and/or its affiliates (DWS). This document has been prepared without consideration of the investment needs, objectives or financial circumstances of any investor. Without limitation, this document does not constitute an offer, an invitation to offer or a recommendation to enter into any transaction.

Before making an investment decision, investors need to consider, with or without the assistance of an investment adviser, whether the investments and strategies described or provided by DWS are appropriate in light of their particular investment needs, objectives and financial circumstances.

Information in this document has been obtained or derived from sources believed to be reliable and current. However, accuracy or completeness of the sources cannot be guaranteed.

This document is not directed to, or intended for distribution to or use by, any person or entity who is a citizen or resident of or located in any locality, state, country or other jurisdiction, including the United States, where such distribution, publication, availability or use would be contrary to law or regulation or which would subject DWS to any registration or licensing requirement within such jurisdiction not currently met within such jurisdiction. Persons into whose possession this document may come are required to inform themselves of, and to observe, such restrictions.

Xtrackers (IE) plc is an undertaking for collective investment in transferable securities (UCITS) in accordance with the applicable laws and regulations and set up as open-ended investment company with variable capital and segregated liability amongst its respective compartments.

Investors must buy and must usually sell shares in Xtrackers UCITS ETFs on a secondary market with the assistance of an intermediary (e.g. a stockbroker) and may incur fees for doing so. In addition, investors may pay more than the current net asset value when buying shares and may receive less than the current net asset value when selling them. Before making any investment decision, investors should refer to the Risk Factors in the Prospectus and Key Investor Information Document.

Tax treatment of the Xtrackers UCITS ETFs depends on the individual circumstances of each investor.

Xtrackers (IE) plc is incorporated in Ireland with registered number 393802 and has its registered office at 78 Sir John Rogerson's Quay, Dublin 2, Ireland. DWS Investment S.A. acts as the management company of Xtrackers (IE) plc. The Investment Company may decide to terminate the arrangements made for the marketing of this fund

Any investment decision in relation to a fund should be based solely on the latest version of the prospectus, the audited annual and, if more recent, un-audited semi-annual reports and the Key Investor Information Document (KIID), all of which are available in English upon request to DWS Investment S.A., 2, Boulevard Konrad Adenauer, L-1115 Luxembourg or on [www.Xtrackers.com](http://www.Xtrackers.com). A summary of investor rights is available at [www.etf.dws.com](http://www.etf.dws.com) under "About Us – How to Complain?".

**PAST PERFORMANCE DOES NOT PREDICT FUTURE RETURNS.**

© DWS Investments UK Limited, 2024. Authorised and regulated by the Financial Conduct Authority.

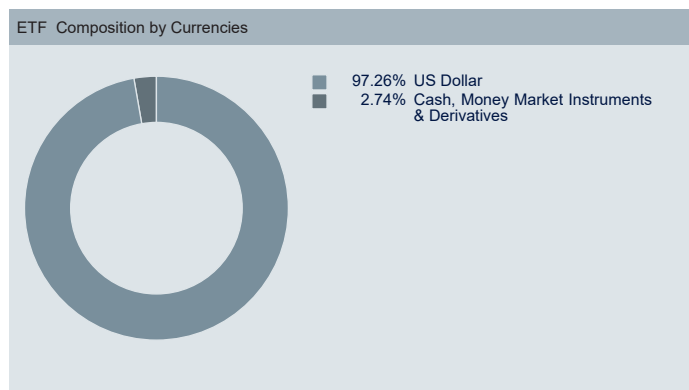
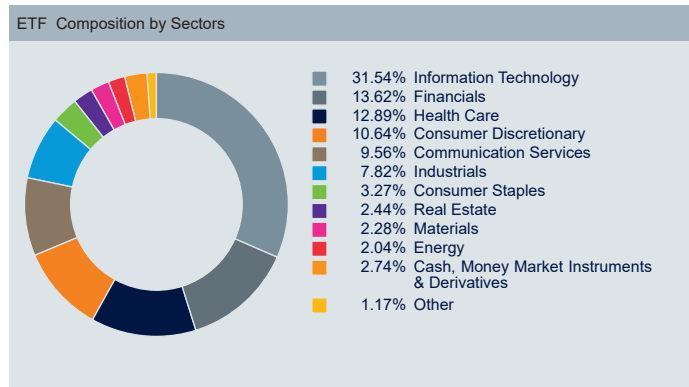
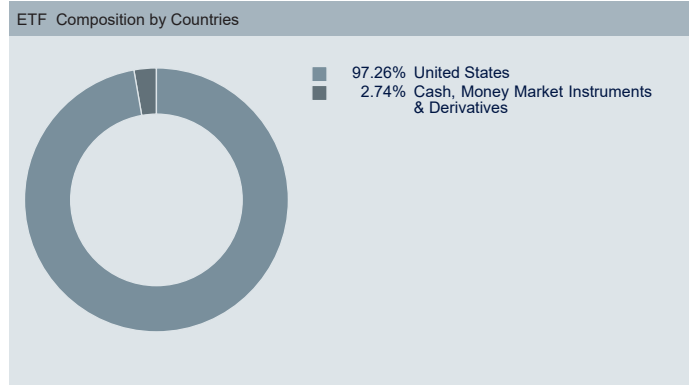
## Index Disclaimer

The funds or securities referred to herein are not sponsored, endorsed, or promoted by MSCI, and MSCI bears no liability with respect to any such funds or securities or any index on which such funds or securities are based. The Prospectus of Xtrackers MSCI USA ESG Screened UCITS ETF contains a more detailed description of the limited relationship MSCI has with Xtrackers and any related funds.

## MSCI USA ESG Screened UCITS ETF

Source: DWS

Figures may not always add up to 100.00% due to rounding



THINK ETF. THINK X.