

AMUNDI S&P GLOBAL MATERIALS ESG UCITS ETF DR - EUR

FACTSHEET

Marketing
Communication

31/03/2024

EQUITY ■

Key Information (Source: Amundi)

Net Asset Value (NAV) : (A) 12.15 (EUR)
(D) 11.78 (EUR)

NAV and AUM as of : 28/03/2024

Assets Under Management (AUM) :
124.85 (million EUR)

ISIN code : (A) IE000FCGBU62
(D) IE000WP7CVZ7

Replication type : Physical

Benchmark :
100% S&P WORLD SUSTAINABILITY
ENHANCED MATERIALS INDEX

Objective and Investment Policy

This ETF seeks to replicate as closely as possible the performance of the S&P Developed Ex-Korea LargeMidCap Sustainability Enhanced Materials Index (USD) index whether the trend is rising or falling.

Risk Indicator (Source : Fund Admin)



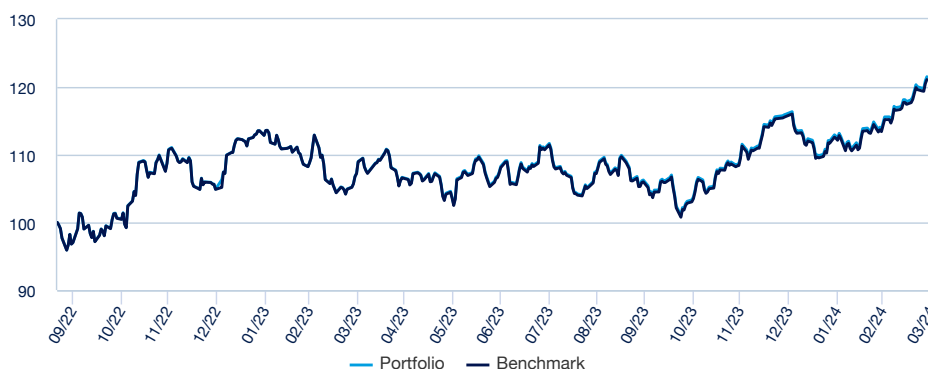
Lower Risk

Higher Risk

The risk indicator assumes you keep the product for 5 years.
The summary risk indicator is a guide to the level of risk of this product compared to other products. It shows how likely it is that the product will lose money because of movement in the markets or because we are not able to pay you.

Returns (Source: Fund Admin) - Past performance does not predict future returns

Performances from 20/09/2022 to 28/03/2024 (Source : Fund Admin)



Risk indicators (Source: Fund Admin)

	1 year	3 years	Inception to date *
Portfolio volatility	14.29%	-	15.94%
Benchmark volatility	14.29%	-	15.94%
Ex-post Tracking Error	0.11%	-	0.12%
Sharpe ratio	0.55	-	0.78

* Volatility is a statistical indicator that measures an asset's variations around its average value. For example, market variations of +/- 1.5% per day correspond to a volatility of 25% per year.
The Tracking Error indicator measures the performance's difference between the fund and the benchmark

Cumulative returns* (Source: Fund Admin)

	YTD 29/12/2023	1 month 29/02/2024	3 months 29/12/2023	1 year 31/03/2023	3 years	5 years	Since 20/09/2022
Portfolio	4.78%	5.96%	4.78%	11.49%	-	-	21.52%
Benchmark	4.72%	5.95%	4.72%	11.16%	-	-	21.10%
Spread	0.06%	0.01%	0.06%	0.33%	-	-	0.43%

Calendar year performance* (Source: Fund Admin)

	2023	2022	2021	2020	2019
Portfolio	10.55%	-	-	-	-
Benchmark	10.27%	-	-	-	-
Spread	0.28%	-	-	-	-

* Source : Amundi. The above cover complete periods of 12 months for each calendar year. Past performance is no predictor of current and future results and does not guarantee future yield. Any losses or gains do not take into consideration any costs, commissions and fees incurred by the investor in the issue and buyout of the shares (e.g. taxes, brokerage fees or other commissions deducted by the financial intermediary). If performance is calculated in a currency other than the euro, any losses or gains generated can thereby be affected by exchange rate fluctuations (both upward and downward). The discrepancy accounts for the performance difference between the portfolio and the index.

EQUITY

Index Data (Source : Amundi)

Description of the Index

The Index is an equity index that measures the performance of eligible equity securities from the S&P Developed Ex-Korea LargeMidCap Materials index (the "Parent Index"). The Parent Index is designed to measure the performance of large and mid-cap materials companies in developed markets excluding Korea which make up approximately 85% of the total available capital.

Information (Source: Amundi)

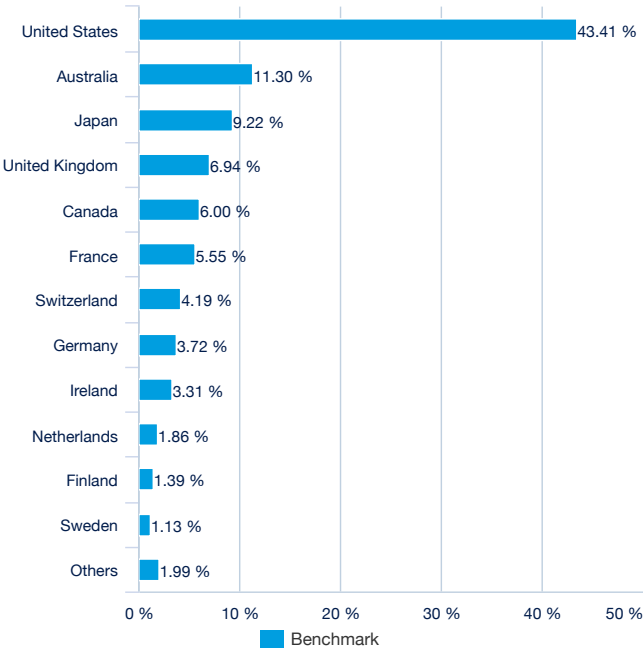
Asset class : **Equity**
Exposure : **International**

Holdings : **87**

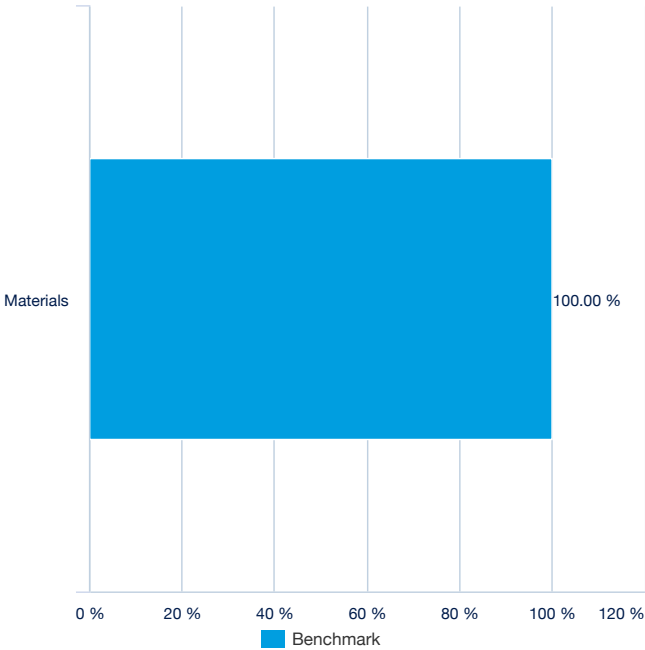
Top 10 benchmark holdings (source : Amundi)

	% of assets (Index)
LINDE PLC	12.05%
BHP GROUP LTD	5.76%
AIR LIQUIDE SA	5.55%
SHIN-ETSU CHEMICAL	4.15%
FREEPORT-MCMORAN INC	3.91%
RIO TINTO PLC (GBR)	3.85%
ECOLAB INC	3.78%
CRH PLC UK	3.31%
SHERWIN-WILLIAMS CO/THE	3.15%
AIR PRODUCTS & CHEMI	3.10%
Total	48.59%

Geographical breakdown (Source: Amundi)



Benchmark Sector breakdown (source : Amundi)



EQUITY

Principal characteristics (Source : Amundi)

Fund structure	ICAV Irish
UCITS compliant	UCITS
Management Company	Amundi Ireland Limited
Administrator	HSBC Securities Services (Ireland) DAC
Custodian	HSBC Continental Europe
Independent auditor	PRICEWATERHOUSECOOPERS
Share-class inception date	20/09/2022
Date of the first NAV	20/09/2022
Share-class reference currency	EUR
Classification	-
Type of shares	(A) Accumulation (D) Distribution
ISIN code	(A) IE000FCGBU62 (D) IE000WP7CVZ7
Minimum investment to the secondary market	1 Share(s)
Frequency of NAV calculation	Daily
Ongoing charges	0.18% (Estimated) - 20/09/2022
Minimum recommended investment period	5 years
Fiscal year end	December
Primary Market Maker	

Listing data (source : Amundi)

Place	Hours	CCY	Mnemo	Bloomberg Ticker	Bloomberg iNAV	Reuters RIC	Reuters iNAV
Deutsche Börse	9:00 - 17:30	EUR	WELI	WELI GY	IWELI	WELI.DE	IWELIINAV.PA
Deutsche Börse	9:00 - 17:30	USD	MWOD	MWOD GY	IMWOD	WELIUSD.DE	IMWODINAV.PA
Berne Exchange	9:00 - 17:30	USD	WELI	WELI BW	LYMATWIV	WELI.BN	LYMATWINAV=SOLA
Borsa Italiana	9:00 - 17:30	EUR	MATW	MATW IM	LYPHIV	MATW.MI	LYPHINAV=SOLA
Nyse Euronext Paris	9:00 - 17:30	EUR	MATW	MATW FP	LYPHIV	MATW.PA	LYPHINAV=SOLA

Contact

ETF Sales contact

France & Luxembourg	+33 (0)1 76 32 65 76
Germany & Austria	+49 (0) 800 111 1928
Italy	+39 02 0065 2965
Switzerland (German)	+41 44 588 99 36
Switzerland (French)	+41 22 316 01 51
UNITED KINGDOM (Retail)	+44 (0) 20 7 074 9598
UNITED KINGDOM (Instit)	+44 (0) 800 260 5644
Netherlands	+31 20 794 04 79
Nordic countries	+46 8 5348 2271
Hong Kong	+65 64 39 93 50
Spain	+34 914 36 72 45

ETF Capital Markets contact

Téléphone	+33 (0)1 76 32 19 93
Bloomberg IB Chat	Capital Markets Amundi ETF Capital Markets Amundi HK ETF

ETF Market Makers contact

BNP Paribas	+33 (0)1 40 14 60 01
Kepler Cheuvreux	+33 (0)1 53 65 35 25

Amundi contact

Amundi ETF
90 bd Pasteur
CS 21564
75 730 Paris Cedex 15 - France
Hotline : +33 (0)1 76 32 47 74
info@amundietf.com

EQUITY ■

Index Providers

THE AMUNDI S&P GLOBAL MATERIALS ESG UCITS ETF IS NOT SPONSORED, ENDORSED, SOLD OR PROMOTED BY STANDARD & POOR'S OR ITS AFFILIATES ("S&P"). S&P MAKES NO REPRESENTATION, CONDITION OR WARRANTY, EXPRESS OR IMPLIED, TO THE OWNERS OF THE SUBFUND OR ANY MEMBER OF THE PUBLIC REGARDING THE ADVISABILITY OF INVESTING IN SECURITIES GENERALLY OR IN THE SUB-FUND PARTICULARLY OR THE ABILITY OF THE S&P DEVELOPED EX-KOREA LARGEMIDCAP SUSTAINABILITY ENHANCED MATERIALS INDEX TO TRACK THE PERFORMANCE OF CERTAIN FINANCIAL MARKETS AND/OR SECTIONS THEREOF AND/OR OF GROUPS OF ASSETS OR ASSET CLASSES.

S&P'S ONLY RELATIONSHIP BETWEEN S&P AND AMUNDI IS THE LICENSING OF CERTAIN TRADEMARKS AND TRADE NAMES AND OF THE S&P DEVELOPED EX-KOREA LARGEMIDCAP SUSTAINABILITY ENHANCED MATERIALS INDEX, WHICH IS DETERMINED, COMPOSED AND CALCULATED BY S&P WITHOUT REGARD TO AMUNDI OR THE SUB-FUND. S&P HAS NO OBLIGATION TO TAKE INTO CONSIDERATION THE NEEDS OF AMUNDI OR OF INVESTORS IN DETERMINING, COMPOSING OR CALCULATING THE S&P DEVELOPED EX-KOREA LARGEMIDCAP SUSTAINABILITY ENHANCED MATERIALS INDEX. S&P IS NOT LIABLE FOR AND HAS NOT PARTICIPATED IN THE DETERMINATION OF THE SUBFUND'S PRICES AND NAV, IN THE TIMING OF THE ISSUANCE OR SALE OF THE SUB-FUND OR IN THE DETERMINATION OR CALCULATION OF THE EQUATION BY WHICH THE SUB-FUND'S SHARES ARE CONVERTED INTO CASH. S&P HAS NO OBLIGATION OR LIABILITY IN CONNECTION WITH THE ADMINISTRATION, MARKETING, OR TRADING OF THE SUB-FUND.

S&P DOES NOT GUARANTEE THE ACCURACY AND/OR THE COMPLETENESS OF THE S&P DEVELOPED EX-KOREA LARGEMIDCAP SUSTAINABILITY ENHANCED MATERIALS INDEX OR ANY DATA INCLUDED THEREIN AND S&P SHALL HAVE NO LIABILITY FOR ANY ERRORS, OMISSIONS, OR INTERRUPTIONS THEREIN. S&P MAKES NO WARRANTY, CONDITION OR REPRESENTATION, EXPRESS OR IMPLIED, AS TO RESULTS TO BE OBTAINED BY AMUNDI, INVESTORS, OR ANY OTHER PERSON OR ENTITY FROM THE USE OF THE S&P DEVELOPED EX-KOREA LARGEMIDCAP SUSTAINABILITY ENHANCED MATERIALS INDEX OR ANY DATA INCLUDED THEREIN. S&P MAKES NO EXPRESS OR IMPLIED WARRANTIES, REPRESENTATIONS OR CONDITIONS, AND EXPRESSLY DISCLAIMS ALL WARRANTIES OR CONDITIONS OF MERCHANTABILITY OR FITNESS FOR A PARTICULAR PURPOSE OR USE AND ANY OTHER EXPRESS OR IMPLIED WARRANTY OR CONDITION WITH RESPECT TO THE S&P DEVELOPED EX-KOREA LARGEMIDCAP SUSTAINABILITY ENHANCED MATERIALS INDEX OR ANY DATA INCLUDED THEREIN. WITHOUT LIMITING ANY OF THE FOREGOING, IN NO EVENT SHALL S&P HAVE ANY LIABILITY FOR ANY SPECIAL, PUNITIVE, INDIRECT, OR CONSEQUENTIAL DAMAGES (INCLUDING LOST PROFITS) RESULTING FROM THE USE OF THE S&P DEVELOPED EX-KOREA LARGEMIDCAP SUSTAINABILITY ENHANCED MATERIALS INDEX OR ANY DATA INCLUDED THEREIN, EVEN IF NOTIFIED OF THE POSSIBILITY OF SUCH DAMAGES.

Important information

This document is provided for information purposes only and does not constitute a recommendation, a solicitation, an offer, advice or an invitation to purchase or sell any units or shares of the fund (FCP), collective employee fund (FCPE), SICAV, SICAV sub-fund or SICAV investing primarily in real estate (SPPICAV) (collectively, "the Funds") described herein and should in no case be interpreted as such. This document is not a contract or commitment of any form. Information contained in this document may be altered without notice. The management company accepts no liability whatsoever, whether direct or indirect, that may arise from the use of information contained in this document. The information contained in this document is disclosed to you on a confidential basis and shall not be copied, reproduced, modified, translated or distributed without the prior written approval of the management company, to any third person or entity in any country or jurisdiction which would subject the management company or any of the funds, to any registration requirements within these jurisdictions or where it might be considered as unlawful. Not all of the funds are systematically registered in all jurisdictions of all investors. Investment involves risk. The past performances shown in this document, and simulations based on these, do not guarantee future results, nor are they reliable indicators of future performance. The value of an investment in units or shares of the funds may fluctuate according to market conditions and cause the value of an investment to go up or down. As a result, fund investors may lose all or part of the capital originally invested. All potential investors in the funds are advised to ascertain whether such an investment is compatible with the laws to which they are subject and the tax implications of such an investment prior to investing, and to familiarise themselves with the legal documents in force for each fund. Concerning mandates, this document is a part of the periodic statement of the management activities of your portfolio and must be read in conjunction with any other periodic statement or notice of confirmation provided by your custodian and related to the transactions of your portfolio. Unless stated otherwise, the management company is the source of the data in this document. The date of the data in this document is that indicated at the top of the document, unless otherwise stated.

This document is designed exclusively for institutional, professional, qualified or sophisticated investors and distributors. It is not meant for the general public or private clients of any jurisdiction or those qualified as 'US Persons'. Approved investors in regard to the European Union are those which are defined as "Professional" investors in Directive 2004/39/EC of 21 April 2004 "MiFID" or, as the case may be, as defined under each local legislation and, insofar as the offer in Switzerland is concerned, "qualified investors" as set forth in the federal Law on Collective Investments (LPCC), the Ordinance on collective investments of 22 November 2006 (OPCC) and the FINMA 08/8 Circular regarding the legislation on collective investments of 20 November 2008. This document shall not, under any circumstance, be sent within the European Union to non "Professional" investors as defined by the MFI or under each local legislation, or in Switzerland to those investors which are not defined as "qualified investors" in the applicable law and regulations.