# AMUNDI MSCI USA EX MEGA CAP UCITS ETF ACC

FACTSHEET

Marketing Communication

**31/08/2026**

EQUITY

## Objective and Investment Policy

The Sub-Fund is passively managed. The objective of the Sub-Fund is to track the performance of the index “MSCI USA ex Mega Cap Select Index” (the “Index”). The anticipated level of tracking error, under normal market conditions, is indicated in the prospectus of the Sub-Fund. The Index is an equity index based on the "MSCI USA Index" (the “Parent Index”), representative of the large and mid-cap stocks of the US equity market, and excluding the constituents of the "MSCI USA Mega Cap Select Index". The Index is a net total return index, meaning that dividends net of tax paid by the index constituents are included in the Index return. More information about the composition of the Index and its operating rules are available in the Prospectus and at: www.msci.com. The Index value is available via Bloomberg (MXUSEMNU). The exposure to the Index will be achieved through a Direct Replication, mainly by making direct investments in transferable securities and/or other eligible assets representing the Index constituents in a proportion extremely close to their proportion in the Index. The Investment Manager will be able to use derivatives in order to deal with inflows and outflows and which relate to the Index or constituents of the Index for investment and/or efficient portfolio management. In order to generate additional income to offset its costs, the Sub-Fund may also enter into securities lending operations.

### Performances from 12/11/2024 to 31/08/2026 (Source : Fund Admin)

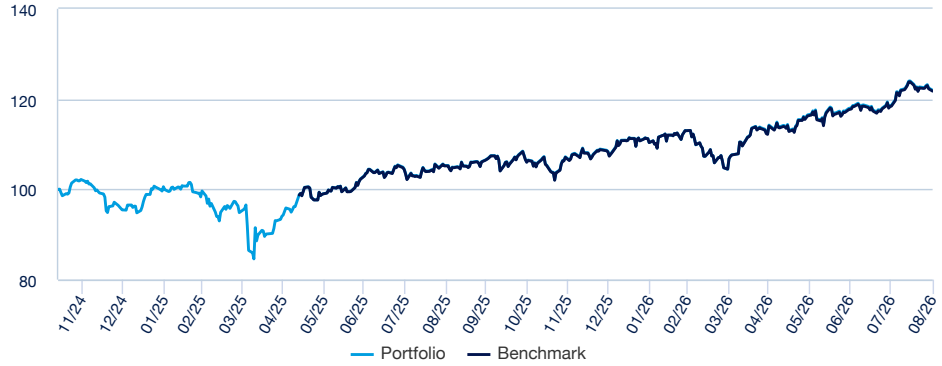


### Risk indicators (Source: Fund Admin)

| | 1 year | Inception to date * |
|---|---|---|
| **Portfolio volatility *** | 10.22% | 13.84% |
| **Benchmark volatility** | 10.20% | 13.79% |
| **Ex-post Tracking Error** | 0.18% | 0.16% |
| **Sharpe ratio** | 1.22 | 0.63 |

* Volatility is a statistical indicator that measures an asset’s variations around its average value. For example, market variations of +/- 1.5% per day correspond to a volatility of 25% per year. The higher the volatility, the higher the risk.
The Tracking Error indicator measures the performance's difference between the fund and the benchmark

### Cumulative returns* (Source: Fund Admin)

| | YTD | 1 month | 3 months | 1 year | 3 years | 5 years | Since |
|---|---|---|---|---|---|---|---|
| Since | 31/12/2025 | 31/07/2026 | 29/05/2026 | 29/08/2025 | - | - | 12/11/2024 |
| **Portfolio** | 13.47% | 2.83% | 4.69% | 15.82% | - | - | 21.95% |
| **Benchmark** | 13.42% | 2.82% | 4.72% | 15.75% | - | - | 21.67% |
| **Spread** | 0.05% | 0.00% | -0.03% | 0.07% | - | - | 0.28% |

### Calendar year performance* (Source: Fund Admin)

| | 2025 | 2024 | 2023 | 2022 | 2021 |
|---|---|---|---|---|---|
| **Portfolio** | 12.61% | - | - | - | - |
| **Benchmark** | 12.46% | - | - | - | - |
| **Spread** | 0.15% | - | - | - | - |

** Source : Amundi. The above cover complete periods of 12 months for each calendar year.* ***Past performance is no predictor of current and future results and does not guarantee future yield*** *. Any losses or gains do not take into consideration any costs, commissions and fees incurred by the investor in the issue and buyout of the shares (e.g. taxes, brokerage fees or other commissions deducted by the financial intermediary). If performance is calculated in a currency other than the euro, any losses or gains generated can thereby be affected by exchange rate fluctuations (both upward and downward). The discrepancy accounts for the performance difference between the portfolio and the index.*

# AMUNDI MSCI USA EX MEGA CAP UCITS ETF ACC

FACTSHEET

Marketing Communication
31/08/2026

EQUITY

## Risk & Reward Profile (SRRI) (Source: Fund Admin)

Lower risk, potentially lower rewards

Higher risk, potentially higher rewards

**The SRRI represents the risk and return profile as presented in the Key Investor Information Document (KIID). The lowest category does not imply that there is no risk. The SRRI is not guaranteed and may change over time.**

We have classified this product as 4 out of 7, which is a medium risk class. This rates the potential losses from future performance at a medium level, and poor market conditions could impact our capacity to pay you. Additional risks: Market liquidity risk could amplify the variation of product performances. This product does not include any protection from future market performance so you could lose some or all of your investment. Beside the risks included in the risk indicator, other risks may affect the Sub-Fund's performance. Please refer to the AMUNDI ETF ICAV prospectus.

## Characteristics (source: Amundi)

| | |
|---|---|
| VL | **A : 12.20 USD** |
| Assets Under Management (AUM) | **163.82 ( million USD )** |
| Management fees and other administrative or operating costs * | **0.15%** |
| NAV and AUM as of | **31/08/2026** |
| ISIN code | **A : IE000XL4IXU1** |
| Bloomberg code | **A : MXUSEMNU** |
| Replication type | **Physical** |
| Benchmark | **100% MSCI USA EX MEGA CAP SELECT NR Close** |
| Type of shares | **Accumulation** |
| Fund structure | ICAV Irish |
| UCITS compliant | UCITS |
| Management Company | Amundi Ireland Limited |
| Administrator | HSBC Securities Services (Ireland) DAC |
| Custodian | HSBC Continental Europe |
| Independent auditor | PRICEWATERHOUSECOOPERS |
| Share-class inception date | 12/11/2024 |
| First NAV | 10.00 ( USD ) |
| Date of the first NAV | 12/11/2024 |
| Share-class reference currency | USD |
| Frequency of NAV calculation | Daily |
| Fiscal year end | December |

* For more information regarding the full set of fees borne by the fund, please refer to its Key Information Document (KID). Transaction fees and commissions may apply when trading ETFs.

# AMUNDI MSCI USA EX MEGA CAP UCITS ETF ACC

FACTSHEET

Marketing Communication
31/08/2026

EQUITY

## Meet the Team

**Jean-Philippe Nause**

Portfolio Manager

**Lionel Brafman**

Head of the Index & Multistrategies team

**Lionel Issom Nlep**

Co-Portfolio Manager

## Index Data (Source : Amundi)

### Description of the Index

The Index is an equity index based on the "MSCI USA Index" (the “Parent Index”), representative of the large and mid-cap stocks of the US equity market, and excluding the constituents of the "MSCI USA Mega Cap Select Index".

### Information (Source: Amundi)

Asset class : **Equity**
Exposure : **International**

Holdings : **474**

### Top 10 benchmark holdings (source : Amundi)

| | % of assets (Index) |
|---|---|
| PALO ALTO NETWORKS INC | 1.17% |
| AMGEN INC | 0.90% |
| THERMO FISHER SCIENTIFIC INC | 0.89% |
| CITIGROUP INC | 0.88% |
| CROWDSTRIKE HOLDINGS INC - A | 0.83% |
| VERIZON COMMUNICATIONS INC | 0.81% |
| ARISTA NETWORKS INC | 0.81% |
| SALESFORCE COM | 0.79% |
| ABBOTT LABORATORIES | 0.76% |
| AMPHENOL CORP CL-A | 0.75% |
| **Total** | **8.59%** |

For illustrative purposes only and not a recommendation to buy or sell securities.

### Geographical breakdown (for illustrative purposes only - Source: Amundi)

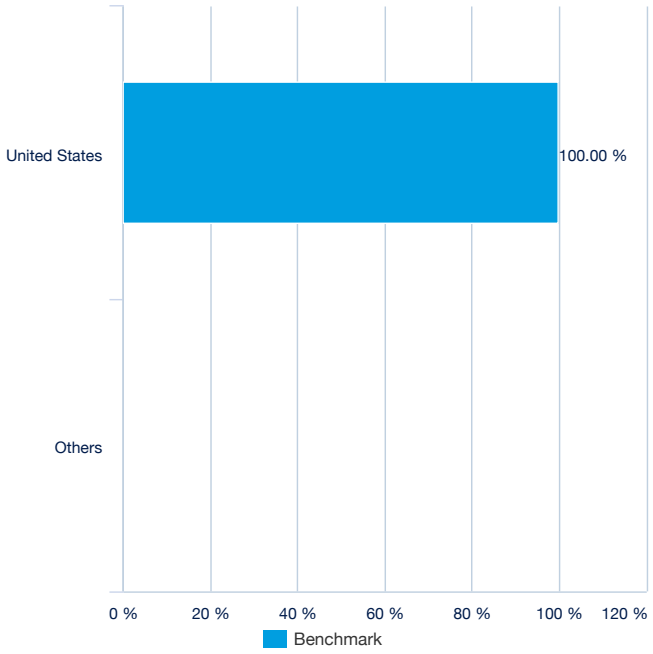


### Benchmark Sector breakdown (for illustrative purposes only - Source : Amundi)

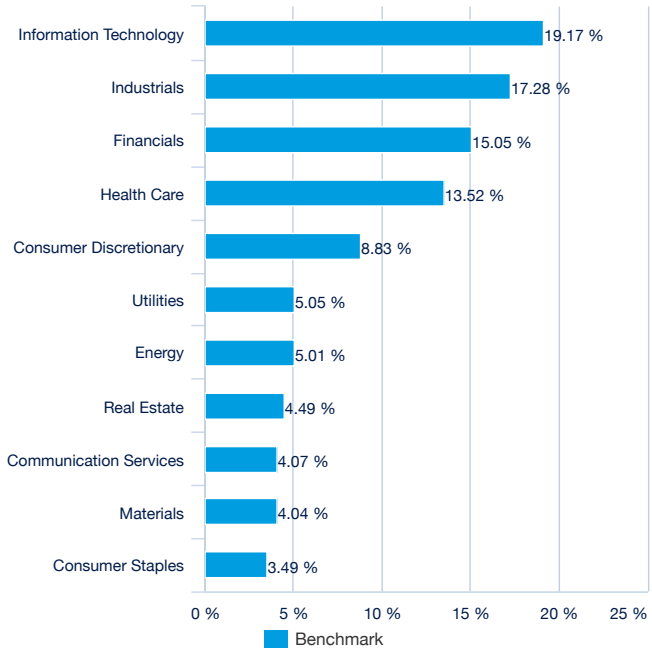

## Listing data (source : Amundi)

| Place | CCY | Bloomberg Ticker | Bloomberg iNAV | Reuters RIC | Reuters iNAV |
|---|---|---|---|---|---|
| Six Swiss Exchange | USD | XMGA SW | XMGAUSIV | XMGA.S | IXMGAUSDINAV=SOLA |
| Deutsche Boerse (Xetra) | USD | XMGU GY | XMGAUSIV | XMGAUSD.DE | IXMGAUSDINAV=SOLA |
| Deutsche Boerse (Xetra) | EUR | XMGA GY | XMGAEUIV | XMGA.DE | IXMGAEURINAV=SOLA |
| LSE | GBP | XMGA LN | XMGAGBIV | XMGA.L | IXMGAGBPINAV=SOLA |
| Euronext Milan | EUR | XMGA IM | XMGAEUIV | XMGA.MI | IXMGAEURINAV=SOLA |

## Index Providers

THE SUB-FUND IS NOT SPONSORED, ENDORSED, SOLD OR PROMOTED BY MSCI INC. ("MSCI"), ANY OF ITS AFFILIATES, ANY OF ITS INFORMATION PROVIDERS OR ANY THIRD PARTY INVOLVED IN, OR RELATED TO, COMPILING OR CREATING ANY MSCI INDEX (COLLECTIVELY, THE "MSCI PARTIES"). THE MSCI INDICES ARE THE EXCLUSIVE PROPERTY OF MSCI AND ARE SERVICE MARKS OF MSCI OR ITS AFFILIATES. THE MSCI INDICES HAVE BEEN LICENSED FOR USE FOR CERTAIN PURPOSES BY AMUNDI. NONE OF THE MSCI PARTIES MAKES ANY REPRESENTATION OR WARRANTY, EXPRESS OR IMPLIED, TO THE ISSUER OR OWNERS OF THIS SUB-FUND OR ANY OTHER PERSON OR ENTITY REGARDING THE ADVISABILITY OF INVESTING IN SUBFUNDS GENERALLY OR IN THIS PARTICULAR SUB-FUND OR THE ABILITY OF ANY MSCI INDEX TO TRACK CORRESPONDING STOCK MARKET PERFORMANCE. MSCI OR ITS AFFILIATES ARE THE LICENSORS OF CERTAIN TRADEMARKS, SERVICE MARKS AND TRADE NAMES AND OF THE MSCI INDICES WHICH ARE DETERMINED, COMPOSED AND CALCULATED BY MSCI WITHOUT REGARD TO AMUNDI OR THIS SUB-FUND OR THIS SUB-FUND'S UNITHOLDERS OR ANY OTHER PERSON OR ENTITY. NONE OF THE MSCI PARTIES HAS ANY OBLIGATION TO TAKE THE NEEDS OF THE AMUNDI, THIS SUB-FUND'S UNITHOLDERS OR ANY OTHER PERSON OR ENTITY INTOCONSIDERATION IN DETERMINING, COMPOSING OR CALCULATING THE MSCI INDICES. NONE OF THE MSCI PARTIES IS RESPONSIBLE FOR OR HAS PARTICIPATED IN DETERMINATION OF THE TIMING OF, PRICES AT, OR QUANTITIES OF THIS SUB-FUND TO BE ISSUED OR IN THE DETERMINATION OR CALCULATION OF THE EQUATION BY OR THE CONSIDERATION INTO WHICH THIS SUB-FUND IS REDEEMABLE. FURTHERMORE, NONE OF THE MSCI PARTIES HAS ANY OBLIGATION OR LIABILITY TO THE ISSUER OR OWNERS OF THIS SUB-FUND OR ANY OTHER PERSON OR ENTITY IN CONNECTION WITH THE ADMINISTRATION, MARKETING OR OFFERING OF THIS SUB-FUND. ALTHOUGH MSCI SHALL OBTAIN INFORMATION FOR INCLUSION IN OR FOR USE IN THE CALCULATION OF THE MSCI INDICES FROM SOURCES THAT MSCI CONSIDERS RELIABLE, NONE OF THE MSCI PARTIES WARRANTS OR GUARANTEES THE ORIGINALITY, ACCURACY AND/OR THE COMPLETENESS OF ANY MSCI INDEX OR ANY DATA INCLUDED THEREIN. NONE OF THE MSCI PARTIES MAKES ANY WARRANTY, EXPRESS OR IMPLIED, AS TO RESULTS TO BE OBTAINED BY THE ISSUER OF THE SUB-FUND, OWNERS OF THE SUB-FUND, OR ANY OTHER PERSON OR ENTITY, FROM THE USE OF ANY MSCI INDEX OR ANY DATA INCLUDED THEREIN. NONE OF THE MSCI PARTIES SHALL HAVE ANY LIABILITY FOR ANY ERRORS, OMISSIONS OR INTERRUPTIONS OF OR IN CONNECTION WITH ANY MSCI INDEX OR ANY DATA INCLUDED THEREIN. FURTHERMORE, NONE OF THE MSCI PARTIES MAKES ANY EXPRESS OR IMPLIED WARRANTIES OF ANY KIND, AND THE MSCI PARTIES HEREBY EXPRESSLY DISCLAIM ALL WARRANTIES OF MERCHANTABILITY AND FITNESS FOR A PARTICULAR PURPOSE, WITH RESPECT TO EACH MSCI INDEX AND ANY DATA INCLUDED THEREIN. WITHOUT LIMITING ANY OF THE FOREGOING, IN NO EVENT SHALL ANY OF THE MSCI PARTIES HAVE ANY LIABILITY FOR ANY DIRECT, INDIRECT, SPECIAL, PUNITIVE, CONSEQUENTIAL OR ANY OTHER DAMAGES (INCLUDING LOST PROFITS) EVEN IF NOTIFIED OF THE POSSIBILITY OF SUCH DAMAGES.

## Important information

mentions_legales_Amundi_ETF_ICAV_Ireland