

This factsheet is as at 28 March 2024 unless otherwise specified.

Xtrackers MSCI Next Generation Internet Innovation UCITS ETF 1C

a sub fund of Xtrackers (IE) Plc

At a Glance

- Provides diversified exposure to global equities
- Provides exposure to up to 100 stocks which are exposed to themes linked to next generation internet innovation
- ESG Screened methodology

Fund information	
ISIN	IE00XOQ9TK4
Share class currency	USD
Fund Currency	USD
Fund launch date	12 July 2022
Domicile	Ireland
Portfolio Methodology	Direct Replication
Sub-Portfolio Manager	DWS Investments UK Ltd
Investment Manager	DWS Investment GmbH
Custodian	State Street Custodial Services (Ireland) Limited
All-in fee ¹	0.30% p.a.
Income treatment	Capitalising
NAV per Share	USD 45.78
Total Fund Assets	USD 16.70 Million
Total Shares Outstanding	364,824.00
Reporting Fund	Yes

¹ Please see additional information / Glossary.

Reference Index key features

The MSCI ACWI IMI Next Generation Internet Innovation Select ESG Screened 100 Index aims to reflect the performance of the following market:

- Large, medium, and small-capitalisation companies across developed and emerging markets globally
- Securities must meet a certain relevance score threshold with the theme of technological innovation in the internet sector to be eligible for inclusion
- Securities issued by entities failing to meet the following ESG standards, amongst others, are excluded: (i) are unrated by MSCI ESG Research; (ii) are assigned an MSCI ESG Rating of CCC; (iii) have any involvement in controversial weapons; (iv) are classified by MSCI in their Business Involvement Screening Research as breaching certain revenue thresholds in controversial activities, including, but not limited to, tobacco, conventional weapons, nuclear weapons, civilian firearms, thermal coal and oil sands extraction; and/or (v) fail to comply with the United Nations Global Compact principles
- Reviewed semi-annually and rebalanced at least quarterly

Additional information on the index, selection and weighting methodology is available at <https://www.msci.com/>.

Key Risks

- **The value of your investment may go down as well as up and past performance does not predict future returns. Investor capital may be at risk up to a total loss.**
- The Fund is exposed to the currency markets which may be highly volatile. Large price swings can occur in such markets within very short periods and may result in your investment suffering a loss.
- The Fund is exposed to less economically developed economies (known as emerging markets) which involve greater risks than well developed economies. Political unrest and economic downturn may be more likely and will affect the value of your investment.
- The value of an investment in shares will depend on a number of factors including, but not limited to, market and economic conditions, sector, geographical region and political events.
- The Fund has a focus on a single or narrow range of industry, sector or types of companies and performance may not reflect a rise in broader markets.
- The Fund invests in small and mid-capitalisation companies, which potentially involves greater risks compared to investing in large capitalisation companies. The shares may have less liquidity and could experience more price swings (or volatility) which could adversely affect the value of your investment.

Listing and trading information			
Exchange	Bloomberg Ticker	Reuters RIC	Trading Currency
Xetra	XNGI GR	XNGI.DE	EUR
London Stock Exchange	XNGS LN	XNGS.L	GBP
London Stock Exchange	XNGI LN	XNGI.L	USD
SIX Swiss Exchange	XNGI SW	XNGI.S	CHF
Italian Stock Exchange	XNGI IM	XNGI.MI	EUR

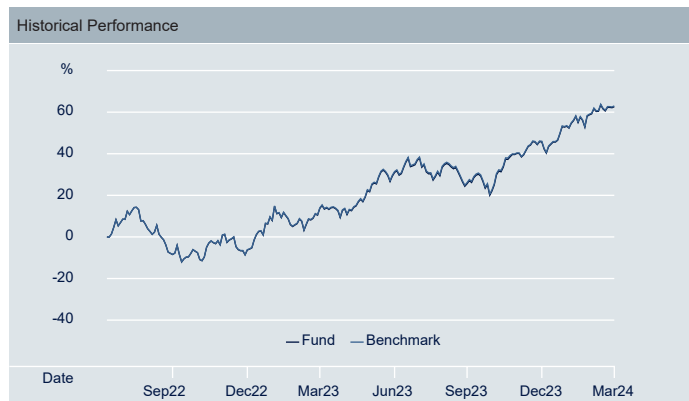
Cumulative performance figures					
	1 Month	3 Months	6 Months	1 Year	Annualised Volatility
Share Class	2.17%	11.62%	28.83%	40.69%	23.15%
Index	2.19%	11.64%	28.57%	40.66%	22.82%
Tracking Difference	-0.02%	-0.02%	0.26%	0.02%	-
Tracking Error	0.03%	0.09%	0.43%	0.30%	-

Calendar year performance figures		
	2023	YTD
Share Class	55.45%	11.62%
Index	55.53%	11.64%
Tracking Difference	-0.08%	-0.02%
Tracking Error	0.30%	0.09%

Rolling performance figures		
	3/23 - 3/24	Since launch
Share Class	40.69%	32.86%
Index	40.66%	33.05%
Tracking Difference	0.02%	-0.22%
Tracking Error	0.30%	0.23%

Past performance does not predict future returns.

THINK ETF. THINK X.



Source: DWS, Index Provider

This factsheet is as at 28 March 2024 unless otherwise specified.

Top 10 ETF constituents		
Issuer	ISIN	Weight
NVIDIA ORD	US67066G1040	5.39%
AMAZON.COM INC ORD	US0231351067	4.61%
MICROSOFT-T ORD	US5949181045	4.51%
NETFLIX ORD	US64110L1061	4.51%
ADVANCED MICRO DEVICES ORD	US0079031078	4.50%
MASTERCARD ORD	US57636Q1040	4.46%
VISA INCORPORATION ORD	US92826C8394	4.34%
TENCENT HOLDINGS LTD	KYG875721634	4.28%
APPLE ORD	US0378331005	4.08%
ADOBE INC ORD	US00724F1012	3.37%
ETF Fundamentals		
ETF PE Ratio (Forward)	25.94	
ETF PE Ratio (Trailing)	36.76	
Number of Securities in the Fund	98	

Source: DWS

Index information	
Index Name	MSCI ACWI IMI Next Generation Internet Innovation Select ESG Screened 100 Index
Index Provider	MSCI INC.
Bloomberg Symbol	NU737512
Index Type	Total Return Net
Index Base Currency	USD
Index Rebalance Frequency	Quarterly

Source: Index Provider

Further information on Xtrackers

DWS Investments UK Limited
21 Moorfields
London EC2Y 9DB
United Kingdom

Hotline: +44 (0)20 7547 1747
Website: www.Xtrackers.com
E-Mail: Xtrackers@dws.com

Additional Information

A Glossary of Terms is available at Xtrackers.com.

ETF performance is shown on NAV basis, net of fees and index replication costs. Index performance is calculated on a total return basis. Volatility is calculated since launch of the share class.

Disclaimer

This document is intended for information purposes only and does not create any legally binding obligations on the part of DWS Group GmbH & Co. KGaA and/or its affiliates (DWS). This document has been prepared without consideration of the investment needs, objectives or financial circumstances of any investor. Without limitation, this document does not constitute an offer, an invitation to offer or a recommendation to enter into any transaction.

Before making an investment decision, investors need to consider, with or without the assistance of an investment adviser, whether the investments and strategies described or provided by DWS are appropriate in light of their particular investment needs, objectives and financial circumstances.

Information in this document has been obtained or derived from sources believed to be reliable and current. However, accuracy or completeness of the sources cannot be guaranteed.

This document is not directed to, or intended for distribution to or use by, any person or entity who is a citizen or resident of or located in any locality, state, country or other jurisdiction, including the United States, where such distribution, publication, availability or use would be contrary to law or regulation or which would subject DWS to any registration or licensing requirement within such jurisdiction not currently met within such jurisdiction. Persons into whose possession this document may come are required to inform themselves of, and to observe, such restrictions.

Xtrackers (IE) plc is an undertaking for collective investment in transferable securities (UCITS) in accordance with the applicable laws and regulations and set up as open-ended investment company with variable capital and segregated liability amongst its respective compartments.

Investors must buy and must usually sell shares in Xtrackers UCITS ETFs on a secondary market with the assistance of an intermediary (e.g. a stockbroker) and may incur fees for doing so. In addition, investors may pay more than the current net asset value when buying shares and may receive less than the current net asset value when selling them. Before making any investment decision, investors should refer to the Risk Factors in the Prospectus and Key Investor Information Document.

Tax treatment of the Xtrackers UCITS ETFs depends on the individual circumstances of each investor.

Xtrackers (IE) plc is incorporated in Ireland with registered number 393802 and has its registered office at 78 Sir John Rogerson's Quay, Dublin 2, Ireland. DWS Investment S.A. acts as the management company of Xtrackers (IE) plc. The Investment Company may decide to terminate the arrangements made for the marketing of this fund.

Any investment decision in relation to a fund should be based solely on the latest version of the prospectus, the audited annual and, if more recent, un-audited semi-annual reports and the Key Investor Information Document (KIID), all of which are available in English upon request to DWS Investment S.A., 2, Boulevard Konrad Adenauer, L-1115 Luxembourg or on www.Xtrackers.com.

A summary of investor rights is available at www.etf.dws.com under "About Us – How to Complain?".

PAST PERFORMANCE DOES NOT PREDICT FUTURE RETURNS.

© DWS Investments UK Limited, 2024. Authorised and regulated by the Financial Conduct Authority.

Index Disclaimer

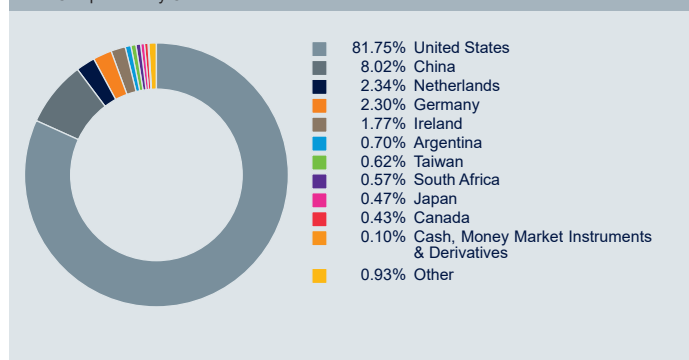
The funds or securities referred to herein are not sponsored, endorsed, or promoted by MSCI, and MSCI bears no liability with respect to any such funds or securities or any index on which such funds or securities are based. The Prospectus of Xtrackers MSCI Next Generation Internet Innovation UCITS ETF contains a more detailed description of the limited relationship MSCI has with Xtrackers and any related funds.

MSCI Next Generation Internet Innovation UCITS ETF

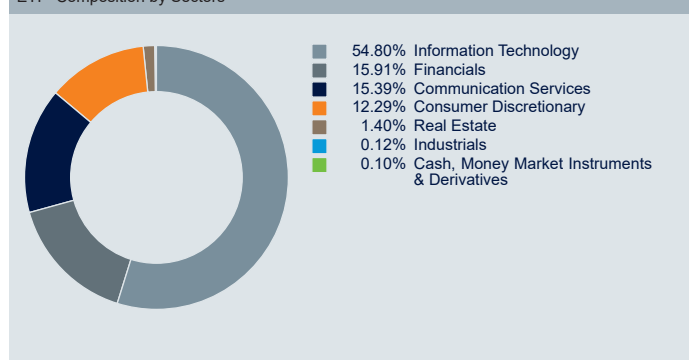
Source: DWS

Figures may not always add up to 100.00% due to rounding

ETF Composition by Countries



ETF Composition by Sectors



ETF Composition by Currencies

