

This factsheet is as at 28 March 2024 unless otherwise specified.

Xtrackers EMU Net Zero Pathway Paris Aligned UCITS ETF 1C

a sub fund of Xtrackers (IE) Plc

At a Glance

- Direct investment in Eurozone large and mid-cap equities
- Complies with the Paris Aligned Benchmark regulation regarding decarbonisation and activity filters
- Integration of IIGCC recommendations on green revenues, science-based targets and climate disclosures

Reference Index key features

The Solactive ISS ESG Developed Markets Eurozone Net Zero Pathway Index aims to reflect the performance of the following market:

- Large and mid-capitalisation companies from Eurozone countries which are selected and weighted with the aim of seeking alignment with EU Paris Aligned Benchmark standards and certain net zero frameworks
 - ESG exclusions
 - Reviewed on a semi-annual basis
- Additional information on the index, selection and weighting methodology is available at www.solactive.com.

Fund information	
ISIN	IE000Y6L6LE6
Share class currency	EUR
Fund Currency	EUR
Fund launch date	17 February 2022
Domicile	Ireland
Portfolio Methodology	Direct Replication
Sub-Portfolio Manager	DWS Investments UK Ltd
Investment Manager	DWS Investment GmbH
Custodian	State Street Custodial Services (Ireland) Limited
All-in fee ¹	0.15% p.a.
Income treatment	Capitalising
NAV per Share	EUR 45.33
Total Fund Assets	EUR 17.50 Million
Total Shares Outstanding	386,000.00

¹ Please see additional information / glossary.

Key Risks

- **The value of your investment may go down as well as up and past performance does not predict future returns. Investor capital may be at risk up to a total loss.**
- The value of an investment in shares will depend on a number of factors including, but not limited to, market and economic conditions, sector, geographical region and political events.
- The Fund is exposed to market movements in a single country or region which may be adversely affected by political or economic developments, government action or natural events that do not affect a fund investing in broader markets.

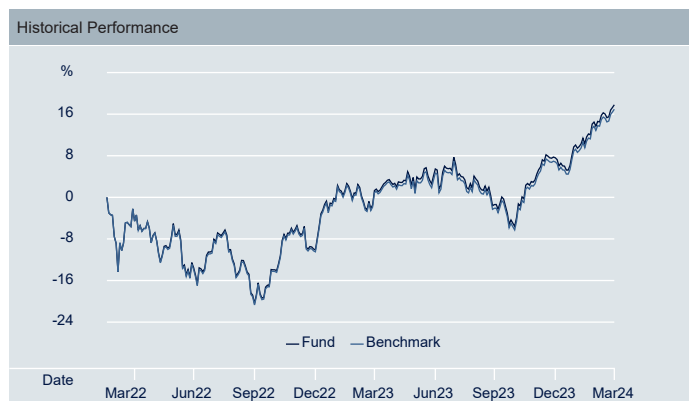
Listing and trading information			
Exchange	Bloomberg Ticker	Reuters RIC	Trading Currency
Xetra	XNZE GR	XNZE.DE	EUR
SIX Swiss Exchange	XNZE SW	XNZE.S	CHF
London Stock Exchange	XNZE LN	XNZE.L	GBP
Italian Stock Exchange	XNZE IM	XNZE.MI	EUR

Cumulative performance figures					
	1 Month	3 Months	6 Months	1 Year	Annualised Volatility
Share Class	3.63%	9.47%	18.58%	15.46%	18.02%
Index	3.60%	9.48%	18.56%	15.08%	17.74%
Tracking Difference	0.02%	-0.01%	0.02%	0.38%	-
Tracking Error	0.09%	0.07%	0.06%	0.10%	-

Calendar year performance figures		
	2023	YTD
Share Class	19.72%	9.47%
Index	19.32%	9.48%
Tracking Difference	0.40%	-0.01%
Tracking Error	0.11%	0.07%

Rolling performance figures			
	3/22 - 3/23	3/23 - 3/24	Since launch
Share Class	6.91%	15.46%	8.08%
Index	6.51%	15.08%	7.71%
Tracking Difference	0.40%	0.38%	0.41%
Tracking Error	0.12%	0.10%	0.11%

Past performance does not predict future returns.



Source: DWS, Index Provider

THINK ETF. THINK X.

This factsheet is as at 28 March 2024 unless otherwise specified.

Top 10 ETF constituents		
Issuer	ISIN	Weight
ASML HOLDING ORD	NL0010273215	8.92%
LVMH MOET HENNESSY LOUIS VUITT	FR0000121014	5.31%
SAP SE ORD	DE0007164600	4.43%
SIEMENS ORD	DE0007236101	3.05%
SCHNEIDER ELECTRIC SE	FR0000121972	2.55%
ALLIANZ	DE0008404005	2.43%
L OREAL S.A.	FR0000120321	2.32%
SANOFI SA ORD	FR0000120578	2.29%
HERMES INTL ORD	FR0000052292	2.09%
FERRARI N V/D	NL0011585146	1.74%
ETF Fundamentals		
ETF PE Ratio (Forward)	14.31	
ETF PE Ratio (Trailing)	15.97	
Number of Securities in the Fund	159	

Source: DWS, 28 March 2024

Index information	
Index Name	Solactive ISS ESG Developed Markets Eurozone Net Zero Pathway Index
Index Provider	Solactive AG
Bloomberg Symbol	SOEZNTZN
Index Type	Total Return Net
Index Base Currency	EUR
Number of Index constituents	158
Index Rebalance Frequency	Semi-annually

Source: Index Provider

Further information on Xtrackers

DWS CH AG
Xtrackers
Prime Tower - Hardstrasse 201
CH-8021 Zürich

Hotline: +41 (44) 227 3747
Webseite: www.etf.dws.com/en-ch/
E-Mail: Xtrackers.Switzerland@dws.com

Additional Information

A Glossary of Terms is available at Xtrackers.com.

ETF performance is shown on NAV basis, net of fees and index replication costs. Index performance is calculated on a total return basis. Volatility is calculated since launch of the share class.

Disclaimer

The information included in this document is intended to be advertising of the aforementioned financial services / financial products, according to Art. 68 of the Financial Services Act (FinSA). This document has been prepared without consideration of the investment needs, objectives or financial circumstances of any investor. Before making an investment decision, investors need to consider, with or without the assistance of an investment adviser, whether the investments and strategies described or provided by DWS are appropriate in light of their particular investment needs, objectives and financial circumstances. Information in this document has been obtained or derived from sources believed to be reliable and current. However, accuracy or completeness of the sources cannot be guaranteed. DWS does not give tax or legal advice. Investors should seek advice from their own tax experts and lawyers, when considering investments and strategies suggested by DWS. Investments with DWS are not guaranteed, unless specified. Unless notified to the contrary in a particular case, investment instruments are not insured by the Federal Deposit Insurance Corporation ("FDIC") or any other governmental entity, and are not guaranteed by obligations of DWS or its affiliates.

Investments are subject to various risks, including market fluctuations, regulatory change, counterparty risk, possible delays in repayment and loss of income and principal invested. The value of investments can fall as well as rise and you may not recover the amount originally invested at any point in time. Furthermore, substantial fluctuations of the value of the investment are possible even over short periods of time. This document is not directed to, or intended for distribution to or use by, any person or entity who is a citizen or resident of or located in any locality, state, country or other jurisdiction, including the United States, where such distribution, publication, availability or use would be contrary to law or regulation or which would subject DWS to any registration or licensing requirement within such jurisdiction not currently met within such jurisdiction. Persons into whose possession this document may come are required to inform themselves of, and to observe, such restrictions.

The present information may not be reproduced or circulated without our written authorisation. Xtrackers (IE) plc is an undertaking for collective investment in transferable securities (UCITS) in accordance with the applicable laws and regulations and set up as open-ended investment company with variable capital and segregated liability amongst its respective compartments. Investors must buy and must usually sell shares in Xtrackers UCITS ETFs on a secondary market with the assistance of an intermediary (e.g. a stockbroker) and may incur fees for doing so. In addition, investors may pay more than the current net asset value when buying shares and may receive less than the current net asset value when selling them. Before making any investment decision, investors should refer to the Risk Factors in the Prospectus and Key Information Document.

Tax treatment of the Xtrackers UCITS ETFs depends on the individual circumstances of each investor. Xtrackers (IE) plc is incorporated in Ireland with registered number 393802 and has its registered office at 78 Sir John Rogerson's Quay, Dublin 2, Ireland. DWS Investment S.A. acts as the management company of Xtrackers (IE) plc. The Investment Company may decide to terminate the arrangements made for the marketing of this fund.

The foreign collective investment scheme ("CIS") mentioned above has been authorised by the Swiss Financial Market Supervisory Authority (FINMA) for offering to non-qualified investors in Switzerland, pursuant to the Swiss Federal Act on Collective Investment Schemes of June 23, 2006 ("CISA") The Swiss Representative for this CIS is DWS CH AG, Hardstrasse 201, CH-8005 Zurich. The Swiss Paying Agent is Deutsche Bank (Suisse) SA, Place des Bergues 3, CH-1201 Geneva.

Any investment decision in relation to a fund should be based solely on the latest version of the prospectus, the audited annual and, if more recent, un-audited semi-annual reports and the Key Information Document (KID or Basisinformationsblatt ("BIB")), all of which are available in English upon request to DWS Investment S.A., 2, Boulevard Konrad Adenauer, L-1115 Luxembourg or on www.Xtrackers.com. Investors can also request these documents from the registered office of the Swiss Representative at DWS CH AG, Hardstrasse 201, CH-8005 Zurich or on <https://etf.dws.com/en-ch/> in English and <https://etf.dws.com/de-ch/> in German. In respect of the units offered in Switzerland, the place of performance is the registered office of the Representative. The place of jurisdiction shall be at the registered office of the Representative or at the registered office or domicile of the investor. A summary of investor rights is available at www.etf.dws.com under "About Us – How to Complain?". **Past performance is no guarantee of future results; nothing contained herein shall constitute any representation or warranty as to future performance.**

© DWS CH AG 2024. Authorised and regulated by the Swiss Financial Market Supervisory Authority.

Index Disclaimer

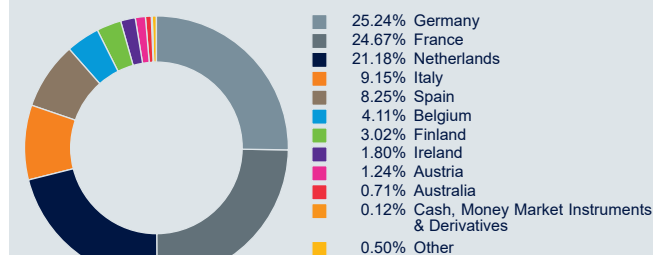
The financial instrument is not sponsored, promoted, sold or supported in any other manner by Solactive AG nor does Solactive AG offer any express or implicit guarantee or assurance either with regard to the results of using the Index and/or Index trade mark or the Index Price at any time or in any other respect.

EMU Net Zero Pathway Paris Aligned UCITS ETF

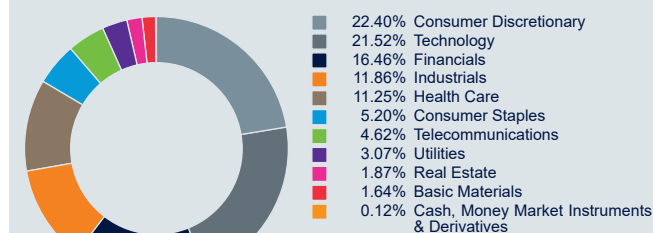
Source: DWS

Figures may not always add up to 100.00% due to rounding

ETF Composition by Countries



ETF Composition by Sectors



ETF Composition by Currencies

