

## HSBC ETFs PLC

# HSBC MSCI EMERGING MARKETS UCITS ETF

Marketing communication | Monthly report 31 December 2024 | HMEM IM | USD

## Investment objective

The Fund aims to track as closely as possible the returns of the MSCI Emerging Markets Index (the "Index"). The Fund will invest in or gain exposure to shares of companies which make up the Index.

## Investment strategy

The Index is made up of large and mid-cap companies of emerging market countries. The Fund is passively managed and aims to invest in the shares of the companies in generally the same proportion as in the Index. There may be circumstances when it is not possible or practical for the Fund to invest in all constituents of the Index.

The Fund may invest in Chinese equities. The Fund may also invest in China A-shares through the Shanghai-Hong Kong and/or Shenzhen-Hong Kong Stock Connect, CAAPs or funds.

The Fund may invest up to 35% of its assets in securities from a single issuer during exceptional market conditions.

The Fund may invest in depositary receipts and up to 10% in other funds.

The Fund may invest up to 10% in total return swaps and contracts for difference.

See the Prospectus for a full description of the investment objectives and derivative usage.

## Main risks

- The Fund's unit value can go up as well as down, and any capital invested in the Fund may be at risk.
- The value of investible securities can change over time due to a wide variety of factors, including but not limited to: political and economic news, government policy, changes in demographics, cultures and populations, natural or human-caused disasters etc.
- The Fund may invest in Emerging Markets, these markets are less established, and often more volatile, than developed markets and involve higher risks, particularly market, liquidity and currency risks.

### Fund facts

Fund manager	HSBC Global Asset Management (UK) Limited
Custodian	HSBC Continental Europe
Fund administrator	HSBC Securities Services (Ireland) DAC

## Share Class Details

### Key metrics

NAV per Share	<b>USD 10.71</b>
Performance 1 month	<b>-0.09%</b>
Tracking error 3 years	<b>1.22%</b>

### Fund facts

UCITS V compliant	<b>Yes</b>
Dividend treatment	<b>Distributing</b>
Distribution Frequency	<b>Quarterly</b>
Dividend ex-date	<b>24 October 2024</b>
Dividend Yield <sup>1</sup>	<b>2.48%</b>
Last Paid Dividend	<b>0.096400</b>
Dividend currency	<b>USD</b>
Fund base currency	<b>USD</b>
Currency Hedged	<b>Not Hedged</b>
Share Class Base Currency	<b>USD</b>
Domicile	<b>Ireland</b>
Inception date	<b>5 September 2011</b>
Shares outstanding	<b>246,402,660</b>
Fund Size	<b>USD 2,970,264,951</b>
Reference benchmark	<b>100% MSCI Emerging Markets Net</b>
Replication Method	<b>Physical- Full</b>
SIPP eligible	<b>Yes</b>
Issuer	<b>HSBC ETFs PLC</b>
Fiscal year end	<b>Dec</b>

### Fees and expenses

Ongoing Charge Figure <sup>2</sup>	<b>0.150%</b>
------------------------------------	---------------

### Codes

ISIN	<b>IE00B5SSQT16</b>
------	---------------------

<sup>1</sup>Dividend Yield: represents the ratio of distributed income over the last 12 months to the fund's current Net Asset Value.

<sup>2</sup>Ongoing Charges Figure is based on expenses over a year. The figure includes annual management charge but not the transaction costs. Such figures may vary from time to time.

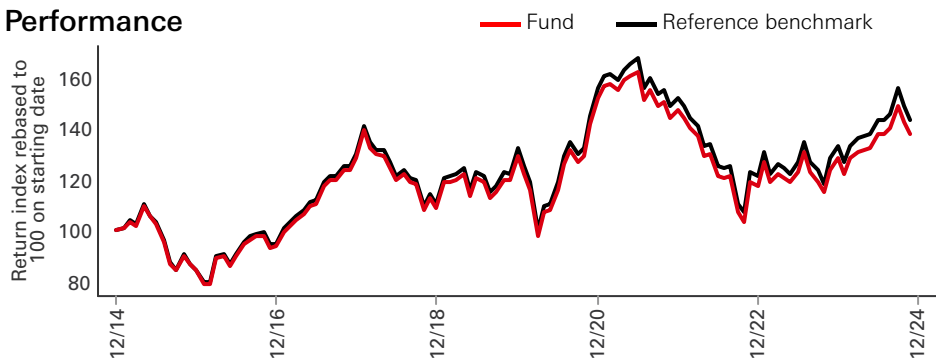
Past performance does not predict future returns. The figures are calculated in the share class base currency, dividend reinvested, net of fees.

This is a marketing communication. Please refer to the prospectus and to the KID before making any final investment decisions.

For definition of terms, please refer to the Glossary QR code and Prospectus.

Source: HSBC Asset Management, data as at 31 December 2024

## Performance



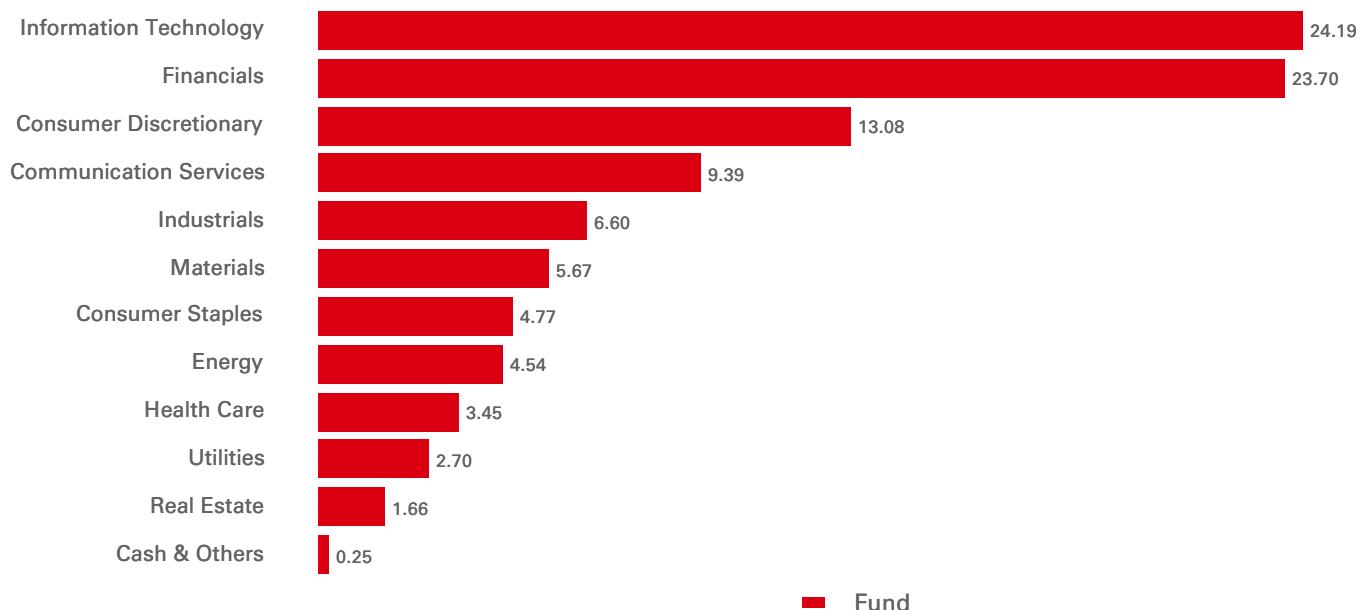
Performance (%)	YTD	1 month	3 months	6 months	1 year	3 years ann	5 years ann	10 years ann
<b>Fund</b>	<b>7.17</b>	<b>-0.09</b>	<b>-7.63</b>	<b>0.01</b>	<b>7.17</b>	<b>-2.17</b>	<b>1.30</b>	<b>3.25</b>
Reference benchmark	7.50	-0.14	-8.01	0.02	7.50	-1.92	1.63	3.65
Tracking difference	-0.33	0.05	0.38	0.00	-0.33	-0.25	-0.33	-0.40
Tracking error	--	--	--	--	0.53	1.22	0.99	--

Rolling Performance (%)	31/12/23-31/12/24	31/12/22-31/12/23	31/12/21-31/12/22	31/12/20-31/12/21	31/12/19-31/12/20	31/12/18-31/12/19	31/12/17-31/12/18	31/12/16-31/12/17	31/12/15-31/12/16	31/12/14-31/12/15
<b>Fund</b>	<b>7.17</b>	<b>9.32</b>	<b>-20.09</b>	<b>-3.07</b>	<b>17.57</b>	<b>18.27</b>	<b>-15.08</b>	<b>36.99</b>	<b>11.09</b>	<b>-15.54</b>
Reference benchmark	7.50	9.83	-20.09	-2.54	17.91	19.21	-14.85	37.28	11.56	-15.05

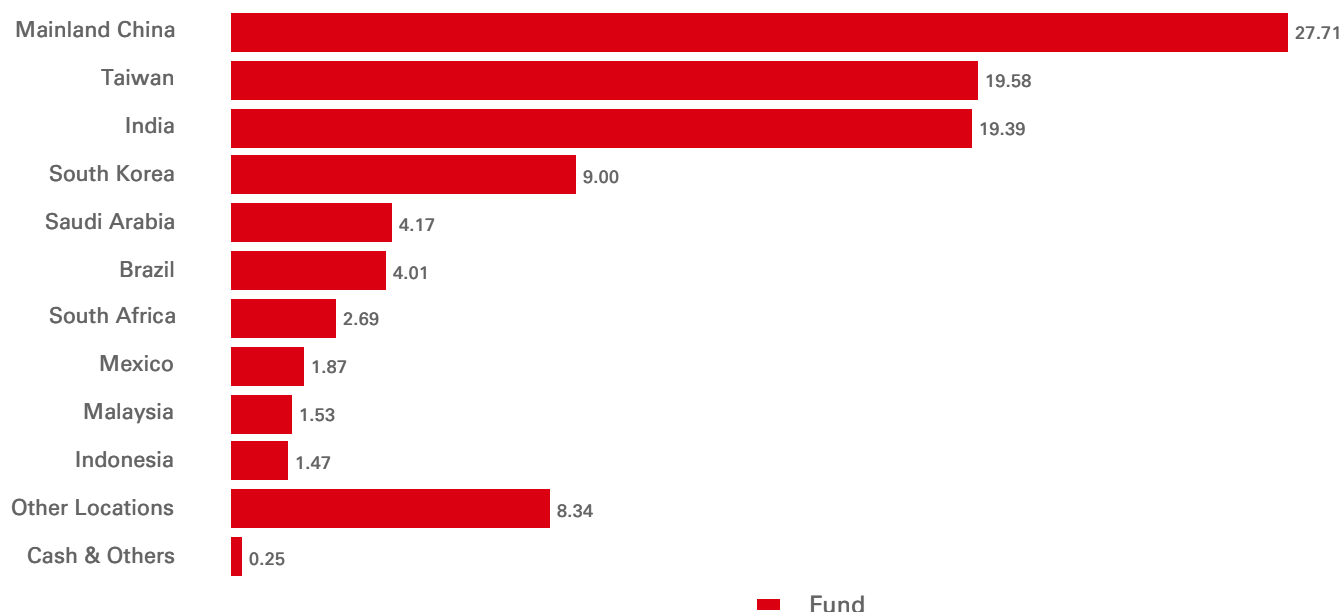
Equity characteristics	Fund	Reference benchmark
No. of holdings ex cash	1,276	1,252
Average Market Cap (USD Mil)	163,950	163,835
Price/earning ratio	15.56	15.56

Benchmark Information	
Index name	100% MSCI Emerging Markets Net
Index currency	USD
Benchmark type	Total Return
Index Rebalancing Frequency	Quarterly
TR Index Bloomberg Ticker	NDUEEGF
TR Index Reuters RIC	.dMIEF0000NUS

## Sector Allocation (%)



**Geographical Allocation (%)**



Top 10 Holdings	Location	Sector	Weight (%)
Taiwan Semiconductor Co Ltd	Taiwan	Information Technology	10.51
Tencent Holdings Ltd	Mainland China	Communication Services	4.54
Samsung Electronics Co Ltd	South Korea	Information Technology	2.57
Alibaba Group Holding Ltd	Mainland China	Consumer Discretionary	2.25
HDFC Bank Ltd	India	Financials	1.52
Meituan	Mainland China	Consumer Discretionary	1.26
Reliance Industries Ltd	India	Energy	1.13
China Construction Bank Corp	Mainland China	Financials	1.05
ICICI Bank Ltd	India	Financials	1.02
Infosys Ltd	India	Information Technology	0.95

Exchange name	Listing date	Trading currency	Trading hours	Bloomberg ticker	Reuters	iNAV RIC	Bloomberg	iNAV Reuters
LONDON STOCK EXCHANGE	07 Sep 2011	USD	08:00 - 16:30	HMEM LN	HMEM.L	HMEUSDIV		HMEMUSDINA V=SOLA
LONDON STOCK EXCHANGE	07 Sep 2011	GBP	08:00 - 16:30	HMEF LN	HMEF.L	HMEFGBIV		HMEFGBXINAV =SOLA
SIX SWISS EXCHANGE	17 Oct 2012	USD	09:00 - 17:30	HMEF SW	HMEF.S	HMEUSDIV		HMEMUSDINA V=SOLA
DEUTSCHE BOERSE AG-XETRA	27 Sep 2013	EUR	09:00 - 17:30	H410 GY	H410.DE	HMEEURIV		HMEMEURINA V=SOLA
DEUTSCHE BOERSE AG- XFRA	27 Sep 2013	EUR	08:00 - 20:00	H410 GR	H410.DE	HMEMEUIV		HMEMEUIV.P
BORSA ITALIANA SPA	14 Jun 2017	EUR	09:00 - 17:35	HMEM IM	HMEM.MI	HMEEURIV		HMEMEURINA V=SOLA

## Risk Disclosure


- To the extent that the Fund seeks to replicate index performance by holding individual securities, there is no guarantee that its composition or performance will exactly match that of the target index at any given time ("tracking error").
- Derivatives may be used by the Fund, and these can behave unexpectedly. The pricing and volatility of many derivatives may diverge from strictly reflecting the pricing or volatility of their underlying reference(s), instrument or asset.
- Investment Leverage occurs when the economic exposure is greater than the amount invested, such as when derivatives are used. A Fund that employs leverage may experience greater gains and/or losses due to the amplification effect from a movement in the price of the reference source.
- Where overseas investments are held the rate of currency exchange may cause the value of such investments to go down as well as up.
- Further information on the potential risks can be found in the Key Information Document (KID) and/or the Prospectus or Offering Memorandum.

## Index Disclaimer

Source: MSCI. The MSCI information may only be used for your internal use, may not be reproduced or disseminated in any form and may not be used as a basis for or a component of any financial instruments or products or indices. None of the MSCI information is intended to constitute investment advice or a recommendation to make (or refrain from making) any kind of investment decision and may not be relied on as such. Historical data and analysis should not be taken as an indication or guarantee of any future performance analysis, forecast or prediction. The MSCI information is provided on an "as is" basis and the user of this information assumes the entire risk of any use made of this information. MSCI, each of its affiliates and each other person involved in or related to compiling, computing or creating any MSCI information (collectively, the "MSCI Parties") expressly disclaims all warranties (including, without limitation, any warranties of originality, accuracy, completeness, timeliness, non-infringement, merchantability and fitness for a particular purpose) with respect to this information. Without limiting any of the foregoing, in no event shall any MSCI Party have any liability for any direct, indirect, special, incidental, punitive, consequential (including, without limitation, lost profits) or any other damages. (www.msci.com)

Source: HSBC Asset Management, data as at 31 December 2024

Follow us on:



Tel: (+44) 845 607 6144 E-mail:  
etf.client.services@hsbc.com Site  
internet: www.etf.hsbc.com

Fund center



Glossary



[www.assetmanagement.hsbc.it/api/v1/  
download/document/lu0210635099/it/  
en/glossary](http://www.assetmanagement.hsbc.it/api/v1/download/document/lu0210635099/it/en/glossary)

## Important Information

This document is produced and distributed by HSBC Asset Management and is only intended for non-professional investors as defined by MIFID. The information contained herein is subject to change without notice. All non-authorized reproduction or use of this commentary and analysis will be the responsibility of the user and will be likely to lead to legal proceedings.

This information has no contractual value and is not by any means intended as a solicitation, nor an investment advice for the purchase or sale of any financial instrument in any jurisdiction in which such an offer is not lawful.

The commentary and analysis presented in this document reflect the opinion of HSBC Asset Management on the markets, according to the information available to date. They do not constitute any kind of commitment from HSBC Asset Management.

Tax treatment depends on The individual circumstances of each client and may be subject to change in The future.

Capital is not guaranteed. It is important to remember that the value of investments and any income from them can go down as well as up and is not guaranteed.

Please note that the distribution of the product can stop at any time by decision of the management company.

Consequently, HSBC Asset Management will not be held responsible for any investment or divestment decision taken on the basis of the commentary and/or analysis in this document.

All data from HSBC Asset Management unless otherwise specified.

Any third party information has been obtained from sources we believe to be reliable, but which we have not independently verified.

Further additional and complete information (including but not limited to) investor rights, costs and charges, please refer to the prospectus.

Term : The management company cannot terminate the Fund unilaterally. The Board of Directors may furthermore decide to liquidate the Fund in certain circumstances set out in the prospectus and articles of incorporation of the Fund.

If necessary, investors can refer to the complaints handling charter available in the banner of our website:

<https://www.assetmanagement.hsbc.it/it/complaints-handling>

The fund is a sub-fund of HSBC ETFs plc ("the Company"), an investment company with variable capital and segregated liability between sub-funds, incorporated in Ireland as a public limited company, and is authorised by the Central Bank of Ireland. The company is constituted as an umbrella fund, with segregated liability between sub-funds. Shares purchased on the secondary market cannot usually be sold directly back to the Company.

Investors must buy and sell shares on the secondary market with the assistance of an intermediary (e.g. a stockbroker) and may incur fees for doing so.

In addition, investors may pay more than the current Net Asset Value per share when buying shares and may receive less than the current Net Asset Value per Share when selling them. Affiliated companies of HSBC Global Asset Management (UK) Limited may make markets in HSBC ETFs plc. UK based investors are advised they may not be afforded some of the protections conveyed by the Financial Services and Markets Act (2000), (the Act). The Company is recognised in the UK by the Financial Conduct Authority under section 264 of the Act. The shares in the company have not been and will not be offered for sale or sold in the United States of America, its territories or possessions and all areas subject to its jurisdiction, or to United States Persons. Investors and potential investors should read and note the risk warnings in the prospectus, relevant KID and Fund supplement (where available) and additionally, in the case of retail clients, the information contained in the supporting SID.

Further information about the Company including the Prospectus, the most recent annual and semi-annual reports of the Company and the latest share prices, may be obtained free of charge, in English, from the Administrator by emailing [ifsinvestorqueries@hsbc.com](mailto:ifsinvestorqueries@hsbc.com), or by visiting [www.etf.hsbc.com](http://www.etf.hsbc.com). Details of the underlying investments of the fund are available on [www.etf.hsbc.com](http://www.etf.hsbc.com). The indicative intra-day net asset value of the fund is available on at least one major market data vendor terminal such as Bloomberg, as well as on a wide range of websites that display stock market data, including [www.reuters.com](http://www.reuters.com).

The most recent Prospectus is available in English, German and French. Key Information Document (PRIIPs KID) are available in the local language where they are registered.