

This factsheet is as at 28 March 2024 unless otherwise specified.

Xtrackers MSCI USA Industrials UCITS ETF 1D

a sub fund of Xtrackers (IE) Plc

At a Glance

- Direct investment in American equities
- Comprised of large and medium sized companies, aiming to represent 85% of the Industrials sector
- Sector Specific Exposure

Reference Index key features

The MSCI USA Industrials Index aims to reflect the performance of the following market:

- Large and mid cap US companies which are part of the Industrials sector as classified by the Global Industry Classification Standard (GICS)
- Weighted by free-float adjusted market capitalisation
- Reviewed on a quarterly basis

Additional information on the index, selection and weighting methodology is available at www.msci.com

Fund information	
ISIN	IE00BCHWNV48
Share class currency	USD
Fund Currency	USD
Fund launch date	21 January 2021
Domicile	Ireland
Portfolio Methodology	Direct Replication
Sub-Portfolio Manager	DWS Investments UK Ltd
Investment Manager	DWS Investment GmbH
Custodian	State Street Custodial Services (Ireland) Limited
All-in fee ¹	0.12% p.a.
Income treatment	Distribution
NAV per Share	USD 81.88
Total Fund Assets	USD 314.05 Million
Total Shares Outstanding	3.84 Million
Reporting Fund	Yes

¹ Please see additional information / Glossary.

Key Risks

- **The value of your investment may go down as well as up and past performance does not predict future returns. Investor capital may be at risk up to a total loss.**
- The value of an investment in shares will depend on a number of factors including, but not limited to, market and economic conditions, sector, geographical region and political events.
- The Fund is exposed to market movements in a single country or region which may be adversely affected by political or economic developments, government action or natural events that do not affect a fund investing in broader markets.
- The Fund has a focus on a single or narrow range of industry, sector or types of companies and performance may not reflect a rise in broader markets.

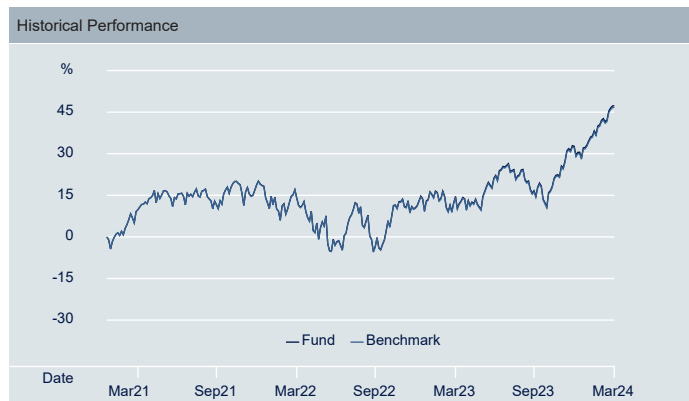
Listing and trading information			
Exchange	Bloomberg Ticker	Reuters RIC	Trading Currency
Xetra	XUIN GY	XUIN.DE	EUR
London Stock Exchange	XUIN LN	XUIN.L	USD

Cumulative performance figures						
	1 Month	3 Months	6 Months	1 Year	3 Years	Annualised Volatility
Share Class	4.53%	11.02%	26.29%	29.02%	34.89%	17.23%
Index	4.53%	10.99%	26.20%	28.85%	34.38%	17.36%
Tracking Difference	0.01%	0.02%	0.09%	0.18%	0.51%	-
Tracking Error	0.03%	0.03%	0.04%	0.03%	0.04%	-

Calendar year performance figures			
	2022	2023	YTD
Share Class	-7.36%	20.59%	11.02%
Index	-7.49%	20.41%	10.99%
Tracking Difference	0.13%	0.18%	0.02%
Tracking Error	0.04%	0.04%	0.03%

Rolling performance figures				
	3/21 - 3/22	3/22 - 3/23	3/23 - 3/24	Since launch
Share Class	5.18%	-0.60%	29.02%	12.95%
Index	5.08%	-0.75%	28.85%	12.81%
Tracking Difference	0.10%	0.14%	0.18%	0.19%
Tracking Error	0.03%	0.05%	0.03%	0.04%

Past performance does not predict future returns.



Source: DWS, Index Provider

THINK ETF. THINK X.

This factsheet is as at 28 March 2024 unless otherwise specified.

Top 10 ETF constituents		
Issuer	ISIN	Weight
GENERAL ELECTRIC ORD	US3696043013	4.57%
CATERPILLAR ORD	US1491231015	4.46%
UNION PACIFIC U ORD	US9078181081	3.59%
UBER TECHNOLOGIES INC ORD	US90353T1007	3.41%
RAYTHEON TECHNOLOGIES CORPORD	US75513E1010	3.35%
HONEYWELL INTL ORD	US4385161066	3.24%
EATON CORP PLC	IE00B8KQN827	2.99%
BOEING U ORD	US0970231058	2.65%
DEERE ORD	US2441991054	2.61%
UNITED PARCEL SERVICE-CL B ORD	US9113121068	2.57%
ETF Fundamentals		
ETF PE Ratio (Forward)	23.07	
ETF PE Ratio (Trailing)	26.80	
Number of Securities in the Fund	96	

Source: DWS

Index information	
Index Name	MSCI USA Industrials Index
Index Provider	MSCI INC.
Bloomberg Symbol	M1US0IN
Index Type	Total Return Net
Index Base Currency	USD
Index Rebalance Frequency	Quarterly

Source: Index Provider

Further information on Xtrackers

DWS Investments UK Limited
21 Moorfields
London EC2Y 9DB
United Kingdom

Hotline: +44 (0)20 7547 1747
Website: www.Xtrackers.com
E-Mail: Xtrackers@dws.com

Additional Information

A Glossary of Terms is available at Xtrackers.com.

ETF performance is shown on NAV basis, net of fees and index replication costs. ETF performance includes reinvested dividends. Index performance is calculated on a total return basis. Volatility is calculated since launch of the share class.

Disclaimer

This document is intended for information purposes only and does not create any legally binding obligations on the part of DWS Group GmbH & Co. KGaA and/or its affiliates (DWS). This document has been prepared without consideration of the investment needs, objectives or financial circumstances of any investor. Without limitation, this document does not constitute an offer, an invitation to offer or a recommendation to enter into any transaction.

Before making an investment decision, investors need to consider, with or without the assistance of an investment adviser, whether the investments and strategies described or provided by DWS are appropriate in light of their particular investment needs, objectives and financial circumstances.

Information in this document has been obtained or derived from sources believed to be reliable and current. However, accuracy or completeness of the sources cannot be guaranteed.

This document is not directed to, or intended for distribution to or use by, any person or entity who is a citizen or resident of or located in any locality, state, country or other jurisdiction, including the United States, where such distribution, publication, availability or use would be contrary to law or regulation or which would subject DWS to any registration or licensing requirement within such jurisdiction not currently met within such jurisdiction. Persons into whose possession this document may come are required to inform themselves of, and to observe, such restrictions.

Xtrackers (IE) plc is an undertaking for collective investment in transferable securities (UCITS) in accordance with the applicable laws and regulations and set up as open-ended investment company with variable capital and segregated liability amongst its respective compartments.

Investors must buy and must usually sell shares in Xtrackers UCITS ETFs on a secondary market with the assistance of an intermediary (e.g. a stockbroker) and may incur fees for doing so. In addition, investors may pay more than the current net asset value when buying shares and may receive less than the current net asset value when selling them. Before making any investment decision, investors should refer to the Risk Factors in the Prospectus and Key Investor Information Document.

Tax treatment of the Xtrackers UCITS ETFs depends on the individual circumstances of each investor.

Xtrackers (IE) plc is incorporated in Ireland with registered number 393802 and has its registered office at 78 Sir John Rogerson's Quay, Dublin 2, Ireland. DWS Investment S.A. acts as the management company of Xtrackers (IE) plc. The Investment Company may decide to terminate the arrangements made for the marketing of this fund

Any investment decision in relation to a fund should be based solely on the latest version of the prospectus, the audited annual and, if more recent, un-audited semi-annual reports and the Key Investor Information Document (KIID), all of which are available in English upon request to DWS Investment S.A., 2, Boulevard Konrad Adenauer, L-1115 Luxembourg or on www.Xtrackers.com.

A summary of investor rights is available at www.etf.dws.com under "About Us – How to Complain?".

PAST PERFORMANCE DOES NOT PREDICT FUTURE RETURNS.

© DWS Investments UK Limited, 2024. Authorised and regulated by the Financial Conduct Authority.

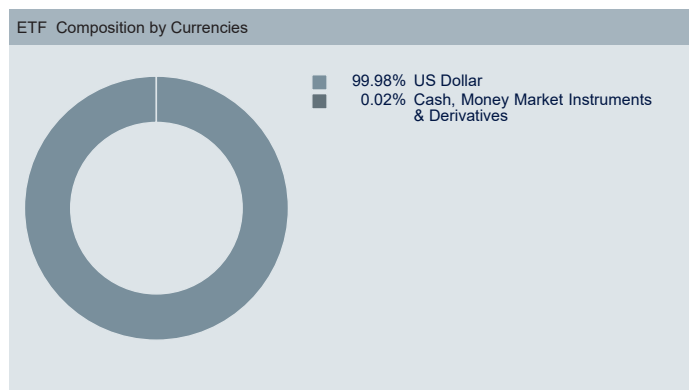
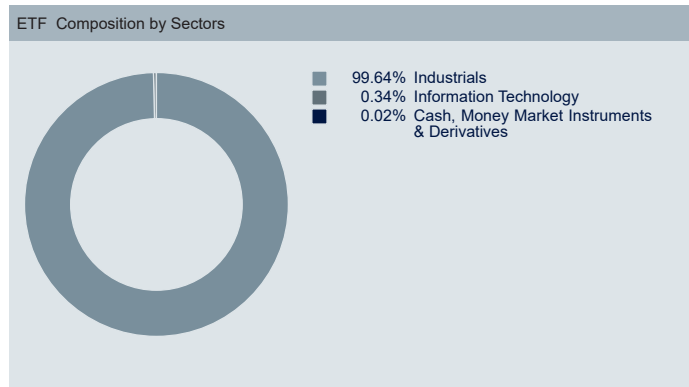
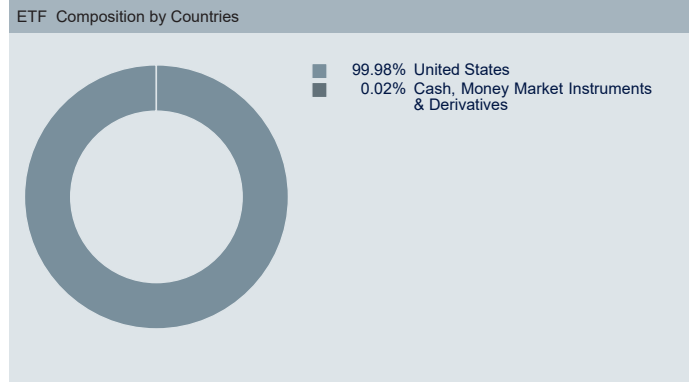
Index Disclaimer

The funds or securities referred to herein are not sponsored, endorsed, or promoted by MSCI, and MSCI bears no liability with respect to any such funds or securities or any index on which such funds or securities are based. The Prospectus of Xtrackers MSCI USA Industrials UCITS ETF contains a more detailed description of the limited relationship MSCI has with Xtrackers and any related funds.

MSCI USA Industrials UCITS ETF

Source: DWS

Figures may not always add up to 100.00% due to rounding



THINK ETF. THINK X.