This marketing communication is for consumer use in the UK only. Investors should read the legal documents prior to investing.

As of 31 October 2026

Invesco US Treasury Bond UCITS ETF Acc

TRAU

Fund objective

The Invesco US Treasury Bond UCITS ETF Acc aims to track the total return performance of the Bloomberg US Treasury Index, less fees.

An investment in this fund is an acquisition of units in a passively managed, index tracking fund rather than in the underlying assets owned by the fund.

ETF information

Fund launch date	11 January 2019
Share class launch date	08 August 2023
Ongoing charge [1]	0.06% p.a.
Fund base currency	USD
Share class currency	USD
Currency hedged	No
Index	Bloomberg US Treasury Index
Index currency	USD
Index Bloomberg ticker	LUATTRUU
Replication method	Physical
UCITS compliant	Yes
Umbrella fund	Invesco Markets II plc
Investment manager	Invesco Capital Management LLC
Domicile	Ireland
UK reporting status	Yes
ISA eligible	Yes
SIPP eligible	Yes
Dividend treatment	Accumulating
ISIN code	IE00BF2GFJ42
SEDOL	BF2GFJ4
Bloomberg ticker	TRAU LN
Fund size	USD 713.02m
NAV per share	USD 43.91
Shares in issue	3,141,078
Yield to maturity	4.87%
Yield to worst	4.87%
Effective duration	5.50
SFDR classification	Article 6

[1] Ongoing charge includes management fee, custody and administration costs but excludes transaction costs. Costs may increase or decrease as result of currency and exchange rate fluctuations. Consult the legal documents for further information on costs.

Investment risks

For complete information on risks, refer to the legal documents. The value of investments and any income will fluctuate (this may partly be the result of exchange rate fluctuations) and investors may not get back the full amount invested. Changes in interest rates will result in fluctuations in the value of the fund. The Fund may be exposed to the risk of the borrower defaulting on its obligation to return the securities at the end of the loan period and of being unable to sell the collateral provided to it if the borrower defaults. The Fund might be concentrated in a specific region or sector or be exposed to a limited number of positions, which might result in greater fluctuations in the value of the Fund than for a fund that is more diversified.

About the index

The Bloomberg US Treasury Index measures US dollar-denominated, fixed-rate, nominal debt issued by the US Treasury. Treasury bills are excluded by the maturity constraint, but are part of a separate Short Treasury Index. STRIPS are excluded from the index because their inclusion would result in double-counting. The US Treasury Index is a component of the US Aggregate, US Universal, Global Aggregate and Global Treasury Indices. The fund and the index are rebalanced and reconstituted on a monthly basis.

Past performance does not predict future returns.

Indexed performance, % growth since inception

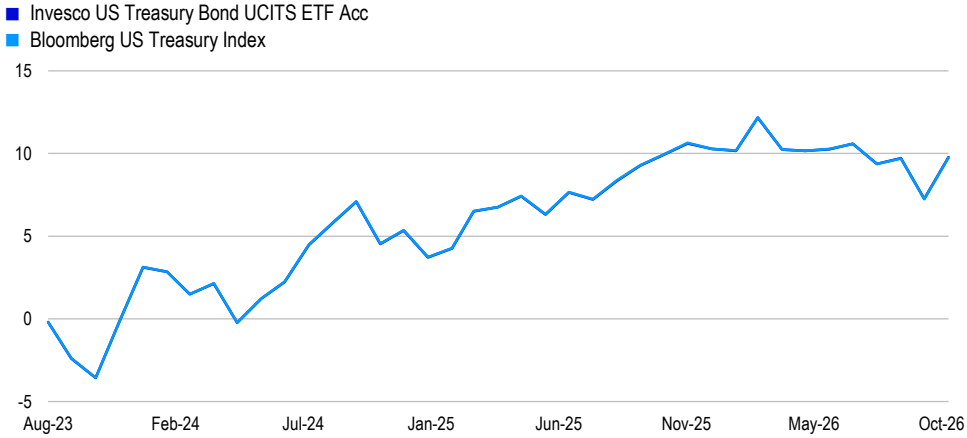

Cumulative performance as at 31 October 2026 (%)

	1Y	3Y	5Y	10Y	Fund inception
ETF	-0.16	13.84	-	-	9.78
Index	-0.19	13.83	-	-	9.76

Calendar year performance (%)

	2025	2024	2023	2022	2021	2020	2019	2018	2017	2016
ETF	6.31	0.59	-	-	-	-	-	-	-	-
Index	6.32	0.58	-	-	-	-	-	-	-	-

Standardised rolling 12 month performance (%)

	10.25 10.26	10.24 10.25	10.23 10.24	10.22 10.23	10.21 10.22	10.20 10.21	10.19 10.20	10.18 10.19	10.17 10.18	10.16 10.17
ETF	-0.16	5.19	8.40	-	-	-	-	-	-	-
Index	-0.19	5.19	8.41	-	-	-	-	-	-	-

Source: Invesco, Bloomberg L.P., FactSet. Index/Benchmark performance is shown in the index/benchmark currency. ETF performance shown is calculated with reference to the Net Asset Value, inclusive of net reinvested income and net of ongoing charges and portfolio transaction costs, in USD. The figures do not reflect the actual share price, the impact of the bid/offer spread or broker commissions. Returns may increase or decrease as a result of currency fluctuations. ETF NAV performance differs from that of the index due to the ongoing charges and portfolio transaction costs and due to the fact that the ETF does not necessarily always hold all the securities in the index in their respective weighting. This ETF does not charge an entry fee.

Geographic allocation (%)



United States	100.3
Cash and/or Derivatives	-0.3

Source: Invesco, as at **31 Oct 2026**

Sector allocation (%)



Treasuries	100.3
Cash and/or Derivatives	-0.3

Source: Invesco, as at **31 Oct 2026**

Please see etf.invesco.com for ETP holdings information. Holdings are subject to change.

Top exposures (%) (Total holdings: 299)

Name	Coupon	Maturity	Weight
US TSY N/B 4.25% 15/11/34	4.25	15 Nov 2034	0.87
US TSY N/B 4% 15/11/35	4.00	15 Nov 2035	0.85
US TSY N/B 4% 15/02/34	4.00	15 Feb 2034	0.85
US TSY N/B 4.25% 15/08/35	4.25	15 Aug 2035	0.85
US TSY N/B 4.125% 15/02/36	4.13	15 Feb 2036	0.84
US TSY N/B 4.375% 15/05/34	4.38	15 May 2034	0.78
US TSY N/B 4.375% 15/05/36	4.38	15 May 2036	0.76
US TSY N/B 4.25% 15/05/35	4.25	15 May 2035	0.74
US TSY N/B 4.625% 15/02/35	4.63	15 Feb 2035	0.72
US TSY N/B 3.875% 15/08/34	3.88	15 Aug 2034	0.72

Source: Invesco, as at **31 Oct 2026**

Credit ratings (%)	
AA	100.29
Cash and/or Derivatives	-0.29

Source: Invesco, as at **31 Oct 2026**

Maturity (%)	
9 to 12 months	0.47
1 to 3 years	35.02
3 to 5 years	22.10
5 to 10 years	21.74
10 to 20 years	9.66
20+ Years	11.29
Cash and/or Derivatives	-0.29

Source: Invesco, as at **31 Oct 2026**

Important information

For information on our funds and the relevant risks, refer to the Key Information Documents/Key Investor Information Documents (local languages) and Prospectus (English), and the financial reports, available from www.invesco.eu. A summary of investor rights is available in English from www.invesco.com/ie-manco/en/home.html. The management company may terminate marketing arrangements.

This is marketing material and not financial advice. It is not intended as a recommendation to buy or sell any particular asset class, security or strategy. Regulatory requirements that require impartiality of investment/investment strategy recommendations are therefore not applicable nor are any prohibitions to trade before publication.

If investors are unsure if this product is suitable for them, they should seek advice from a financial adviser.

Current tax levels and reliefs may change. Depending on individual circumstances, this may affect investment returns.

Views and opinions are based on current market conditions and are subject to change.

UCITS ETF's units / shares purchased on the secondary market cannot usually be sold directly back to UCITS ETF. Investors must buy and sell units / shares on a secondary market with the assistance of an intermediary (e.g. a stockbroker) and may incur fees for doing so. In addition, investors may pay more than the current net asset value when buying units / shares and may receive less than the current net asset value when selling them.

"Bloomberg®" and the Bloomberg US Treasury Index are service marks of Bloomberg Finance L.P. and its affiliates, including Bloomberg Index Services Limited ("BISL"), the administrator of the index (collectively, "Bloomberg") and have been licensed for use for certain purposes by Invesco. Bloomberg is not affiliated with Invesco, and Bloomberg does not approve, endorse, review, or recommend the Invesco US Treasury Bond UCITS ETF. Bloomberg does not guarantee the timeliness, accurateness, or completeness of any data or information relating to the Invesco US Treasury Bond UCITS ETF.

The yield shown is expressed as a % per annum of the current NAV of the fund. It is an estimate for the next 12 months, assuming that the fund's portfolio remains unchanged and there are no defaults or deferrals of coupon payments or capital repayments. The yield is not guaranteed. Nor does it reflect any charges. Investors may be subject to tax on distributions.

Not all share classes of this fund may be available for public sale in all jurisdictions and not all share classes are the same nor do they necessarily suit every investor.

For the full objectives and investment policy please consult the current prospectus.

Issued by Invesco Asset Management Limited, Perpetual Park, Perpetual Park Drive, Henley-on-Thames, Oxfordshire RG9 1HH, UK. Authorised and regulated by the Financial Conduct Authority. This fund is authorised overseas, not in the UK. The UK Financial Ombudsman Service is unlikely to be able to consider complaints about this fund, its management company, or its depositary. Any losses related to the management company or depositary are unlikely to be covered by the UK Financial Services Compensation Scheme.

Glossary

Benchmark: An index against which the ETF is measured, in terms of relative performance, risk and other useful comparisons.

Distribution Yield: The distribution yield is a measurement of cash flow being paid. It's the sum of the distributions over 12 months divided by the net asset value (NAV) of the fund.

Effective Duration: Effective Duration is a measure of the potential impact on a bond's (or a portfolio of bonds) price of a 1% change in interest rates, across all maturities. This measure takes into account the possible changes in expected bond cash flows for bonds with embedded optionality (for example, the bond issuer's right to redeem bonds at a pre-determined price on certain dates) due to the 1% change in interest rates.

ETF: Exchange traded fund. A type of fund that is traded on the stockmarket like ordinary shares. ETFs can be bought and sold during trading hours, like ordinary shares, whereas other types of funds are priced once a day only.

Factors: An investment approach that seeks to identify and invest in securities that display certain quantifiable characteristics. Common examples of factors include Value, Quality and Momentum. A factor strategy may seek to target just one factor or combine multiple factors.

Hedged: The intended result of reducing the portfolio's exposure to a specific risk, such as the risk of fluctuations between currency exchange rates ("currency hedging").

Investment Grade: Refers to the quality of a company's credit. To be considered an investment grade issue, the company must be rated at 'BBB' or higher by a recognized credit rating agency. Companies with an investment grade credit rating are generally considered to be lower risk than those with sub investment grade ratings, also known as high yield issuers.

ISA: Individual Savings Account. A type of investment account in the UK in which the tax on income is lower than usual, and there is no tax on profits made from an increase in the value of shares.

Physical Replication: Physical funds invest directly in constituents of the benchmark index.

Replication Method: Strategy employed by the fund to achieve its objective.

SIPP: Self-Invested Pension Plan. A type of UK pension for which a person makes their own investment decisions.

UCITS: Undertakings for Collective Investment in Transferable Securities. European regulatory framework for an investment vehicle that can be marketed across the European Union.

UK Reporting Status: Indicates whether or not the fund has United Kingdom fund tax status, this can lead to a UK investor receiving favourable tax rates on any gain or disposal of holdings in the fund.

US Treasuries: US Treasury bonds are government debt securities issued by the US Federal government.

Yield To Maturity: The rate of the return anticipated on a bond if it is held until the maturity date.

Yield To Worst (YTW): is the most conservative measure of yield that can be received on a bond assuming that it doesn't default on its payments.For a callable bond, it will be the lower of the yield to maturity (YTM) or yield to call (YTC).

Yield to Call (YTC): is the yield on a callable bond that assumes a bond is called by the issuer at the earliest opportunity.