DWS Xtrackers

This factsheet is as at 29 February 2024 unless otherwise specified.

Xtrackers MSCI World Quality UCITS ETF 1C

a sub fund of Xtrackers (IE) Plc

At a Glance

- Direct investment in Global Equities
- Provides diversified exposure to large and mid-cap equities from developed countries that exhibit high quality characteristics compared to their peers
- Smart Beta Methodology

Reference Index key features

The MSCI World Sector Neutral Quality Index (USD) (TRN) aims to reflect the performance of the following market:
- Large and mid-cap companies from global developed markets with high Quality scores
- Weighted dependant on Quality characteristics such as Return-on-equity, leverage and earning variability
- Reviewed on a semi annual basis

Additional information on the index, selection and weighting methodology is available at www.msci.com

Fund information	
ISIN	IE00BL25JL35
Share class currency	USD
Fund Currency	USD
Fund launch date	11 September 2014
Domicile	Ireland
Portfolio Methodology	Direct Replication
Sub-Portfolio Manager	DWS Investments UK Ltd
Investment Manager	DWS Investment GmbH
Custodian	State Street Custodial Services (Ireland) Limited
All-in fee[1]	0.25% p.a.
Income treatment	Capitalising
NAV per Share	USD 64.54
Total Fund Assets	USD 1.39 Billion
Total Shares Outstanding	21.47 Million
Reporting Fund	Yes
Annual security lending return[2]	0.0166%

[1] Please see additional information / Glossary.
[2] Based on annual revenue from securities lending divided by average fund AuM over the past year or since the fund started securities lending (if less than one year ago)

Key Risks

- **The value of your investment may go down as well as up and past performance does not predict future returns. Investor capital may be at risk up to a total loss.**
- The Fund is exposed to the currency markets which may be highly volatile. Large price swings can occur in such markets within very short periods and may result in your investment suffering a loss.
- The value of an investment in shares will depend on a number of factors including, but not limited to, market and economic conditions, sector, geographical region and political events.
- The Fund follows a rules-based strategy which will deviate from the overall market or parent index. Your investment is likely to be less diversified and there is no guarantee that the index's 'rules-based' strategy will be achieved.

Listing and trading information

Exchange	Bloomberg Ticker	Reuters RIC	Trading Currency
Xetra	XDEQ GY	XDEQ.DE	EUR
London Stock Exchange	XDEQ LN	XDEQ.L	GBp
SIX Swiss Exchange	XDEQ SW	XDEQ.S	USD
Italian Stock Exchange	XDEQ IM	XDEQ.MI	EUR

Historical Performance

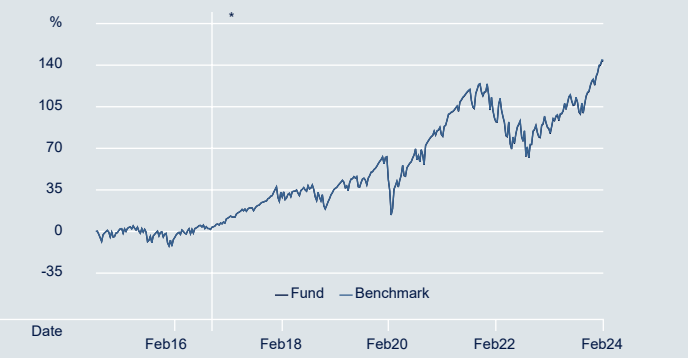

Source: DWS, Index Provider
***Restructuring event(s): 03 November 2016 to date** Index: MSCI World Sector Neutral Quality Index (USD) (TRN) | Performance shown: ETF NAV (USD) vs index (USD).
11 September 2014 to 03 November 2016 Index: DB Equity Quality Factor Index | Performance shown: ETF NAV (USD) vs index (USD).
Index performance, Tracking Error and Tracking Difference calculations were reset on 03 November 2016.

Cumulative performance figures

	1 Month	3 Months	6 Months	1 Year	3 Years	Annualised Volatility
Share Class	5.42%	12.41%	14.79%	30.37%	34.00%	15.40%
Index	5.42%	12.44%	14.84%	30.41%	34.22%	15.20%
Tracking Difference	-0.00%	-0.03%	-0.05%	-0.04%	-0.22%	-
Tracking Error	0.03%	0.04%	0.03%	0.03%	0.05%	-

Calendar year performance figures

	2019	2020	2021	2022	2023	YTD
Share Class	31.47%	14.94%	23.32%	-19.19%	25.80%	7.13%
Index	31.51%	14.98%	23.42%	-19.16%	25.83%	7.15%
Tracking Difference	-0.04%	-0.05%	-0.10%	-0.03%	-0.03%	-0.02%
Tracking Error	0.04%	0.05%	0.03%	0.07%	0.03%	0.02%

Rolling performance figures

	2/15 - 2/16	2/16 - 2/17	2/17 - 2/18	2/18 - 2/19	2/19 - 2/20	2/20 - 2/21	2/21 - 2/22	2/22 - 2/23	2/23 - 2/24	Since launch
Share Class	-9.25%	19.76%	17.66%	3.61%	6.15%	26.33%	11.04%	-7.44%	30.37%	9.85%
Index	-	-	17.71%	3.63%	6.18%	26.37%	11.14%	-7.39%	30.41%	-
Tracking Difference	-	-	-0.04%	-0.02%	-0.03%	-0.05%	-0.10%	-0.04%	-0.04%	-
Tracking Error	-	-	0.04%	0.04%	0.04%	0.05%	0.07%	0.04%	0.03%	-

Past performance does not predict future returns.

DWS Xtrackers

This factsheet is as at 29 February 2024 unless otherwise specified.

Top 10 ETF constituents		
Issuer	ISIN	Weight
NVIDIA ORD	US67066G1040	5.38%
MICROSOFT-T ORD	US5949181045	3.76%
META PLATFORMS ORD A	US30303M1027	3.65%
VISA INCORPORATION ORD	US92826C8394	3.37%
APPLE ORD	US0378331005	3.24%
LILLY ORD	US5324571083	3.00%
NOVO-NORDISK ORD	DK0062498333	2.48%
MASTERCARD ORD	US57636Q1040	2.31%
ASML HOLDING ORD	NL0010273215	2.00%
BROADCOM LIMITED ORD	US11135F1012	1.96%

ETF Fundamentals	
ETF PE Ratio (Forward)	22.90
ETF PE Ratio (Trailing)	25.41
Number of Securities in the Fund	325

Source: DWS

Index information	
Index Name	MSCI World Sector Neutral Quality Index (USD) (TRN)
Index Provider	MSCI INC.
Bloomberg Symbol	M1WONQ
Index Type	Total Return Net
Index Base Currency	USD
Index Rebalance Frequency	Semi-annually

Source: Index Provider

MSCI World Quality UCITS ETF

Source: DWS
Figures may not always add up to 100.00% due to rounding

ETF Composition by Countries

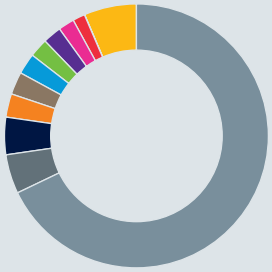

- 67.89% United States
- 4.81% Switzerland
- 4.58% United Kingdom
- 2.87% Denmark
- 2.77% Netherlands
- 2.57% Japan
- 2.30% Canada
- 2.28% Australia
- 1.97% France
- 1.50% Ireland
- 0.03% Cash, Money Market Instruments & Derivatives
- 6.41% Other

ETF Composition by Sectors

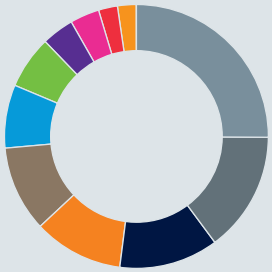

- 25.10% Information Technology
- 14.75% Financials
- 12.17% Health Care
- 11.02% Consumer Discretionary
- 10.54% Industrials
- 7.75% Communication Services
- 6.48% Consumer Staples
- 3.95% Energy
- 3.60% Materials
- 2.33% Real Estate
- 2.28% Utilities
- 0.03% Cash, Money Market Instruments & Derivatives

ETF Composition by Currencies

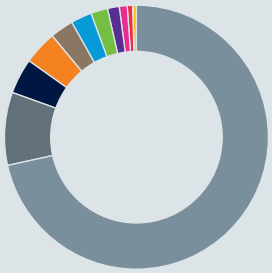

- 71.56% US Dollar
- 8.94% Euro
- 4.33% Pound Sterling
- 4.13% Swiss Franc
- 2.87% Danish Krone
- 2.57% Yen
- 2.07% Australian Dollar
- 1.44% Canadian Dollar
- 0.97% Swedish Krona
- 0.65% Hong Kong Dollar
- 0.03% Cash, Money Market Instruments & Derivatives
- 0.43% Other

Further information on Xtrackers

DWS Investments UK Limited
21 Moorfields
London EC2Y 9DB
United Kingdom

Hotline: +44 (0)20 7547 1747
Website: www.Xtrackers.com
E-Mail: Xtrackers@dws.com

Additional Information

A Glossary of Terms is available at Xtrackers.com.
ETF performance is shown on NAV basis, net of fees and index replication costs. Index performance is calculated on a total return basis.On restructuring event dates, index values are re-based to match the index level of the previous index. Volatility is calculated since launch of the share class.

Disclaimer

This document is intended for information purposes only and does not create any legally binding obligations on the part of DWS Group GmbH & Co. KGaA and/or its affiliates (DWS).
This document has been prepared without consideration of the investment needs, objectives or financial circumstances of any investor. Without limitation, this document does not constitute an offer, an invitation to offer or a recommendation to enter into any transaction.
Before making an investment decision, investors need to consider, with or without the assistance of an investment adviser, whether the investments and strategies described or provided by DWS are appropriate in light of their particular investment needs, objectives and financial circumstances.
Information in this document has been obtained or derived from sources believed to be reliable and current. However, accuracy or completeness of the sources cannot be guaranteed.
This document is not directed to, or intended for distribution to or use by, any person or entity who is a citizen or resident of or located in any locality, state, country or other jurisdiction, including the United States, where such distribution, publication, availability or use would be contrary to law or regulation or which would subject DWS to any registration or licensing requirement within such jurisdiction not currently met within such jurisdiction. Persons into whose possession this document may come are required to inform themselves of, and to observe, such restrictions.
Xtrackers (IE) plc is an undertaking for collective investment in transferable securities (UCITS) in accordance with the applicable laws and regulations and set up as open-ended investment company with variable capital and segregated liability amongst its respective compartments.
Investors must buy and must usually sell shares in Xtrackers UCITS ETFs on a secondary market with the assistance of an intermediary (e.g. a stockbroker) and may incur fees for doing so. In addition, investors may pay more than the current net asset value when buying shares and may receive less than the current net asset value when selling them. Before making any investment decision, investors should refer to the Risk Factors in the Prospectus and Key Investor Information Document.
Tax treatment of the Xtrackers UCITS ETFs depends on the individual circumstances of each investor.
Xtrackers (IE) plc is incorporated in Ireland with registered number 393802 and has its registered office at 78 Sir John Rogerson's Quay, Dublin 2, Ireland. DWS Investment S.A. acts as the management company of Xtrackers (IE) plc. The Investment Company may decide to terminate the arrangements made for the marketing of this fund
Any investment decision in relation to a fund should be based solely on the latest version of the prospectus, the audited annual and, if more recent, un-audited semi-annual reports and the Key Investor Information Document (KIID), all of which are available in English upon request to DWS Investment S.A., 2, Boulevard Konrad Adenauer, L-1115 Luxembourg or on www.Xtrackers.com.
A summary of investor rights is available at www.etf.dws.com under "About Us – How to Complain?".
PAST PERFORMANCE DOES NOT PREDICT FUTURE RETURNS.
© DWS Investments UK Limited, 2024. Authorised and regulated by the Financial Conduct Authority.

Index Disclaimer

The funds or securities referred to herein are not sponsored, endorsed, or promoted by MSCI, and MSCI bears no liability with respect to any such funds or securities or any index on which such funds or securities are based. The Prospectus of Xtrackers MSCI World Quality UCITS ETF contains a more detailed description of the limited relationship MSCI has with Xtrackers and any related funds.