

This factsheet is as at 29 February 2024 unless otherwise specified.

# Xtrackers USD Corporate Bond SRI PAB UCITS ETF 2C - EUR Hedged

a sub fund of Xtrackers (IE) Plc

## At a Glance

- Direct investment in USD denominated corporate bonds
- Investment grade bonds only.
- Index excludes issuers with an unfavourable ESG rating as well as issuers involved in business activities that are restricted according to pre-defined Business Involvement Screens.
- Index seeks to align with the objectives of the Paris Agreement and excludes issuers which do not comply with the minimum standards laid out for EU Paris Aligned Benchmarks in the PAB Regulation.
- EUR Hedged

Fund information	
ISIN	IE00BL58LL31
Share class currency	EUR
Fund Currency	USD
Fund launch date	03 September 2020
Share class launch date	24 November 2020
Domicile	Ireland
Portfolio Methodology	Direct Replication
Sub-Portfolio Manager	DWS Investments UK Ltd
Investment Manager	DWS Investment GmbH
Custodian	State Street Custodial Services (Ireland) Limited
All-in fee <sup>1</sup>	0.21% p.a.
Income treatment	Capitalising
Currency Hedging	Yes
NAV per Share	EUR 31.47
Total Fund Assets	EUR 162.53 Million
Total Shares Outstanding	1.39 Million
Reporting Fund	Yes

<sup>1</sup> Please see additional information / Glossary.

Listing and trading information			
Exchange	Bloomberg Ticker	Reuters RIC	Trading Currency
Xetra	XZBE GY	XZBE.DE	EUR

Cumulative performance figures						
	1 Month	3 Months	6 Months	1 Year	3 Years	Annualised Volatility
Hedged Share Class	-2.23%	2.08%	2.60%	3.42%	-17.05%	9.05%
Unhedged Share Class	-2.07%	2.50%	3.71%	5.82%	-11.54%	8.82%
Index	-2.04%	2.56%	3.82%	6.01%	-11.20%	9.04%
Tracking Difference	-0.03%	-0.06%	-0.11%	-0.19%	-0.34%	-
Tracking Error	0.20%	0.16%	0.13%	0.10%	0.10%	-

Calendar year performance figures				
	2021	2022	2023	YTD
Hedged Share Class	-2.71%	-20.92%	6.41%	-2.79%
Unhedged Share Class	-1.76%	-18.69%	9.14%	-2.51%
Index	-1.76%	-18.55%	9.32%	-2.46%
Tracking Difference	0.00%	-0.15%	-0.18%	-0.05%
Tracking Error	0.13%	0.07%	0.07%	0.19%

Rolling performance figures				
	2/21 - 2/22	2/22 - 2/23	2/23 - 2/24	Since launch
Hedged Share Class	-5.05%	-15.53%	3.42%	-6.52%
Unhedged Share Class	-4.18%	-12.76%	5.82%	-4.12%
Index	-4.17%	-12.59%	6.01%	-4.48%
Tracking Difference	-0.01%	-0.17%	-0.19%	-0.09%
Tracking Error	0.12%	0.07%	0.10%	0.11%

Past performance does not predict future returns.

# THINK ETF. THINK X.

## Reference Index key features

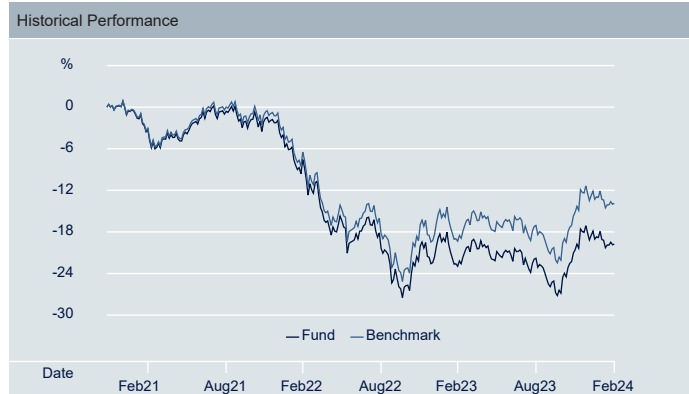
The Bloomberg MSCI USD Liquid Investment Grade Corporate SRI PAB Index aims to reflect the performance of the following market:

- USD-denominated corporate bonds issues by US and non-US issuers
- Investment grade bonds only
- Bonds with remaining maturities of at least 3 years
- Minimum amount outstanding of USD 750mn
- 2% issuer weight capping
- Only bonds issued by companies with a MSCI ESG rating of BBB or above and a MSCI ESG Controversy score of 1 or above are included
- The index monitors absolute greenhouse gas ("GHG") emissions by setting an initial 50% decarbonization of absolute GHG emissions relative to the parent universe followed by an annual 7% decarbonization trajectory of absolute GHG emissions.
- Bonds issued by companies involved in the following business lines/activities are excluded: Alcohol, Tobacco, Gambling, Adult Entertainment, Genetically Modified Organisms (GMO), Nuclear Power, Civilian Firearms, and certain Military Weapons as further described in the index exclusion rules.

Additional information on the Index and the methodology concerning Bloomberg indices can be found on the website of the index administrator: (<https://www.bloombergindices.com/>).

## Key Risks

- **The value of your investment may go down as well as up and past performance does not predict future returns. Investor capital may be at risk up to a total loss.**
- The Fund will use financial contracts (known as derivatives) to try to reduce the effect of currency fluctuations between the currency of its assets and the currency of the shares. This may not be effective and may prevent the Fund from benefitting from an increase in value of (or expose a Fund to the decrease in value of) a particular currency.
- Bonds are exposed to credit risk and interest rate risk. There is a risk that the bond issuer may be unable to pay interest or repay the bond principal, resulting in your investment suffering a loss. If interest rates rise, typically the value of the bond will fall, which could also affect the value of your investment.



Source: DWS, Index Provider

The Index performance, Tracking Error and Tracking Difference calculations are based on the unhedged index and the unhedged share class of the same sub fund, Xtrackers USD Corporate Bond SRI PAB UCITS ETF, 1C for all periods.

This factsheet is as at 29 February 2024 unless otherwise specified.

Top 10 ETF constituents		
Security	ISIN	Weight
DEUTSCHE GLOBAL LIQUIDITY SERI	IE00BYQNZ507	0.41%
CVS HEALTH CORP 5.050% 2048-03-25	US126650CZ11	0.36%
BBG01GNJ45S0 PFIZER INVESTMENT ENTERPRISES PTE. 5/53	US716973AG71	0.29%
BBG01G4GDR72 WARNERMEDIA HOLDINGS INC 3/52	US55903VBE20	0.29%
CVS HEALTH CORP 4.780% 2038-03-25	US126650CY46	0.25%
BBG00XY98CK3 ABBVIE INC 11/49	US00287YCB39	0.25%
BBG01F89J6W8 AMGEN INC 3/53	US031162DT45	0.23%
BBG00ZK0QM8 MICROSOFT CORPORATION 3/52	US594918CE21	0.23%
GOLDMAN SACHS GROUP 10/37	US38141GFD16	0.22%
CVS HEALTH CORP 4.300% 2028-03-25	US126650CX62	0.22%
ETF Fundamentals		
ETF Yield To Maturity	5.46%	
ETF Yield To Worst	5.43%	
ETF Effective Duration	8.48	
ETF Modified Duration	8.52	
Number of Securities in the Fund	1,889	

Source: DWS

Index information	
Index Name	Bloomberg MSCI USD Liquid Investment Grade Corporate SRI PAB Index
Index Provider	Bloomberg Finance L.P.
Bloomberg Symbol	I35461US
Index Type	Total Return Gross
Index Base Currency	USD
Index Rebalance Frequency	Monthly

Source: Index Provider

Additional share classes available			
Share Class	ISIN	Income	AuM
1C	IE00BL58LJ19	Capitalising	USD 128.60 mn

## Further information on Xtrackers

DWS Investments UK Limited  
21 Moorfields  
London EC2Y 9DB  
United Kingdom

Hotline: +44 (0)20 7547 1747  
Website: [www.Xtrackers.com](http://www.Xtrackers.com)  
E-Mail: [Xtrackers@dws.com](mailto:Xtrackers@dws.com)

## Additional Information

A Glossary of Terms is available at [Xtrackers.com](http://Xtrackers.com).

ETF performance is shown on NAV basis, net of fees and index replication costs. Index performance is calculated on a total return basis. The performance of currency hedged share classes may differ significantly from the performance of the index which is unhedged. Unhedged share class fees may vary from hedged share class fees. Volatility is calculated since launch of the share class.

## Disclaimer

This document is intended for information purposes only and does not create any legally binding obligations on the part of DWS Group GmbH & Co. KGaA and/or its affiliates (DWS).

This document has been prepared without consideration of the investment needs, objectives or financial circumstances of any investor. Without limitation, this document does not constitute an offer, an invitation to offer or a recommendation to enter into any transaction.

Before making an investment decision, investors need to consider, with or without the assistance of an investment adviser, whether the investments and strategies described or provided by DWS are appropriate in light of their particular investment needs, objectives and financial circumstances.

Information in this document has been obtained or derived from sources believed to be reliable and current. However, accuracy or completeness of the sources cannot be guaranteed.

This document is not directed to, or intended for distribution to or use by, any person or entity who is a citizen or resident of or located in any locality, state, country or other jurisdiction, including the United States, where such distribution, publication, availability or use would be contrary to law or regulation or which would subject DWS to any registration or licensing requirement within such jurisdiction not currently met within such jurisdiction. Persons into whose possession this document may come are required to inform themselves of, and to observe, such restrictions.

Xtrackers (IE) plc is an undertaking for collective investment in transferable securities (UCITS) in accordance with the applicable laws and regulations and set up as open-ended investment company with variable capital and segregated liability amongst its respective compartments.

Investors must buy and must usually sell shares in Xtrackers UCITS ETFs on a secondary market with the assistance of an intermediary (e.g. a stockbroker) and may incur fees for doing so. In addition, investors may pay more than the current net asset value when buying shares and may receive less than the current net asset value when selling them. Before making any investment decision, investors should refer to the Risk Factors in the Prospectus and Key Investor Information Document.

Tax treatment of the Xtrackers UCITS ETFs depends on the individual circumstances of each investor.

Xtrackers (IE) plc is incorporated in Ireland with registered number 393802 and has its registered office at 78 Sir John Rogerson's Quay, Dublin 2, Ireland. DWS Investment S.A. acts as the management company of Xtrackers (IE) plc. The Investment Company may decide to terminate the arrangements made for the marketing of this fund

Any investment decision in relation to a fund should be based solely on the latest version of the prospectus, the audited annual and, if more recent, un-audited semi-annual reports and the Key Investor Information Document (KIID), all of which are available in English upon request to DWS Investment S.A., 2, Boulevard Konrad Adenauer, L-1115 Luxembourg or on [www.Xtrackers.com](http://www.Xtrackers.com). A summary of investor rights is available at [www.etf.dws.com](http://www.etf.dws.com) under "About Us – How to Complain?".

**PAST PERFORMANCE DOES NOT PREDICT FUTURE RETURNS.**

© DWS Investments UK Limited, 2024. Authorised and regulated by the Financial Conduct Authority.

## Index Disclaimer

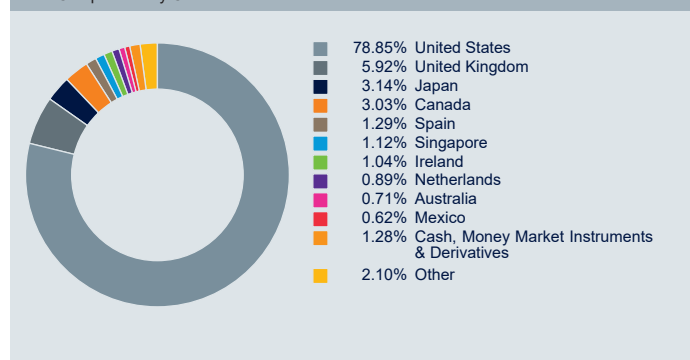
"Bloomberg®" and Bloomberg MSCI USD Liquid Investment Grade Corporate SRI PAB Index are service marks of Bloomberg Finance L.P. and its affiliates, including Bloomberg Index Services Limited ("BISL"), the administrator of the index (collectively, "Bloomberg") and have been licensed for use for certain purposes by Xtrackers II. Bloomberg is not affiliated with Xtrackers II, and Bloomberg does not approve, endorse, review, or recommend USD Corporate Bond SRI PAB UCITS ETF. Bloomberg does not guarantee the timeliness, accurateness, or completeness of any data or information relating to USD Corporate Bond SRI PAB UCITS ETF.

## USD Corporate Bond SRI PAB UCITS ETF

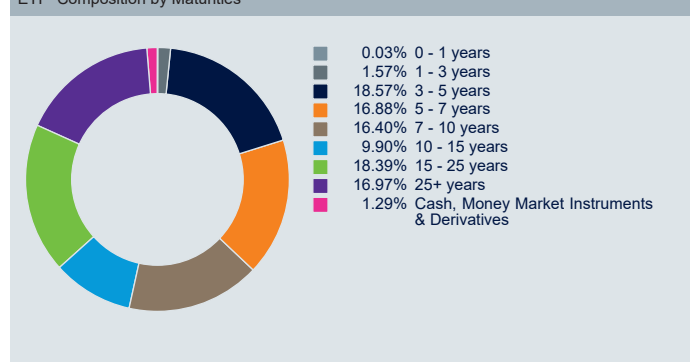
Source: DWS, Moody's

Figures may not always add up to 100.00% due to rounding

### ETF Composition by Countries



### ETF Composition by Maturities



### ETF Composition by Rating

