

This factsheet is as at 28 March 2024 unless otherwise specified.

Xtrackers MSCI Japan ESG Screened UCITS ETF 3C - EUR Hedged

a sub fund of Xtrackers (IE) Plc

At a Glance

- Direct Investment in Japanese Equities
- Provides diversified exposure to large and mid-cap Japanese equities that exhibit higher ESG characteristics, and lower carbon exposure compared to their peers
- EUR Hedged
- ESG Screened methodology

Fund information	
ISIN	IE00BRB36B93
Share class currency	EUR
Fund Currency	JPY
Fund launch date	31 March 2015
Share class launch date	31 March 2015
Domicile	Ireland
Portfolio Methodology	Direct Replication
Sub-Portfolio Manager	DWS Investments UK Ltd
Investment Manager	DWS Investment GmbH
Custodian	State Street Custodial Services (Ireland) Limited
All-in fee ¹	0.25% p.a.
Income treatment	Capitalising
Currency Hedging	Yes
NAV per Share	EUR 28.45
Total Fund Assets	EUR 403.78 Million
Total Shares Outstanding	1.37 Million
Reporting Fund	Yes

¹ Please see additional information / Glossary.

Listing and trading information			
Exchange	Bloomberg Ticker	Reuters RIC	Trading Currency
Xetra	XDNE GY	XDNE.DE	EUR
Italian Stock Exchange	XDNE IM	XDNE.MI	EUR

Cumulative performance figures						
	1 Month	3 Months	6 Months	1 Year	3 Years	Annualised Volatility
Hedged Share Class	3.77%	19.14%	22.91%	45.53%	51.76%	18.36%
Unhedged Share Class	3.42%	18.16%	20.71%	40.72%	47.98%	18.15%
Index	3.43%	18.21%	20.78%	40.92%	-	18.44%
Tracking Difference	-0.01%	-0.05%	-0.07%	-0.20%	-	-
Tracking Error	0.01%	0.03%	0.05%	0.05%	-	-

Calendar year performance figures						
	2019	2020	2021	2022	2023	YTD
Hedged Share Class	17.61%	6.73%	11.11%	-5.48%	31.58%	19.14%
Unhedged Share Class	18.28%	8.27%	12.20%	-4.99%	27.59%	18.16%
Index	-	-	-	-4.88%	27.76%	18.21%
Tracking Difference	-	-	-	-0.12%	-0.17%	-0.05%
Tracking Error	-	-	-	0.04%	0.05%	0.03%

Rolling performance figures										
	3/15 - 3/16	3/16 - 3/17	3/17 - 3/18	3/18 - 3/19	3/19 - 3/20	3/20 - 3/21	3/21 - 3/22	3/22 - 3/23	3/23 - 3/24	Since launch
Hedged Share Class	-12.70%	11.40%	12.34%	-5.27%	-10.56%	41.18%	0.24%	4.03%	45.53%	7.91%
Unhedged Share Class	-11.98%	13.00%	13.24%	-4.17%	-9.48%	42.37%	1.60%	3.50%	40.72%	8.36%
Index	-	-	-	-	-	-	-	3.63%	40.92%	-
Tracking Difference	-	-	-	-	-	-	-	-0.12%	-0.20%	-
Tracking Error	-	-	-	-	-	-	-	0.04%	0.05%	-

Past performance does not predict future returns.

THINK ETF. THINK X.

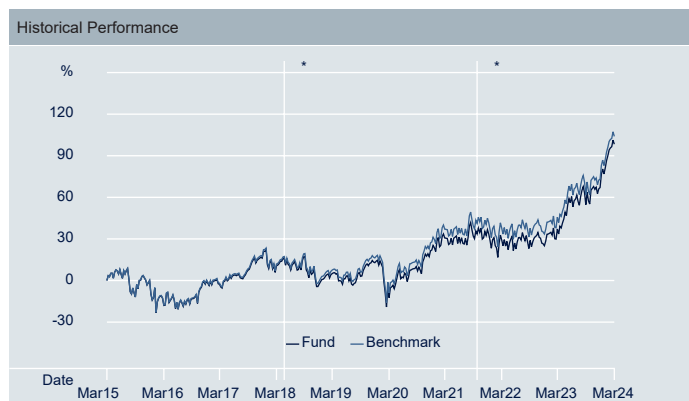
Reference Index key features

The MSCI Japan Select ESG Screened Index aims to reflect the performance of the following market:

- Large and mid-cap Japanese equities
 - Securities issued by entities failing to meet the following ESG standards, amongst others, are excluded: are associated with controversial weapons, are assigned an MSCI ESG Rating of 'CCC' or are unrated, derive certain revenues from tobacco, conventional weapons, nuclear weapons, civilian firearms, thermal coal, unconventional and/or arctic oil and gas extraction, and palm oil; and any issuer with an MSCI Controversies Score of 0
 - Reduced greenhouse gas intensity relative to the parent index
 - Reviewed on a quarterly basis
- Additional information on the index, selection and weighting methodology is available at www.msci.com

Key Risks

- **The value of your investment may go down as well as up and past performance does not predict future returns. Investor capital may be at risk up to a total loss.**
- The value of an investment in shares will depend on a number of factors including, but not limited to, market and economic conditions, sector, geographical region and political events.
- The Fund is exposed to market movements in a single country or region which may be adversely affected by political or economic developments, government action or natural events that do not affect a fund investing in broader markets.
- The Fund will use financial contracts (known as derivatives) to try to reduce the effect of currency fluctuations between the currency of its assets and the currency of the shares. This may not be effective and may prevent the Fund from benefitting from an increase in value of (or expose a Fund to the decrease in value of) a particular currency.



Source: DWS, Index Provider

***Restructuring event(s): 20 October 2021 to date** Index: MSCI Japan Select ESG Screened Index | Performance shown: ETF NAV (EUR) vs index (JPY).

17 May 2018 to 20 October 2021 Index: JPX-Nikkei 400 Net Total Return Index | Performance shown: ETF NAV (EUR) vs index (JPY). For further details on previous restructuring events please refer to the Notice to Shareholders on our website etf.dws.com or contact us.

Index performance, Tracking Error and Tracking Difference calculations were reset on 20 October 2021.

This factsheet is as at 28 March 2024 unless otherwise specified.

Top 10 ETF constituents		
Issuer	ISIN	Weight
TOYOTA ORD	JP3633400001	7.17%
TOKYO ELECTRON ORD	JP3571400005	3.29%
MITSUBISHI UFJ FINANCIAL GROUP ORD	JP3902900004	3.03%
SONY GROUP CORPORATION	JP3435000009	2.90%
KEYENCE ORD	JP3236200006	2.42%
HITACHI ORD	JP3788600009	2.27%
MITSUBISHI ORD	JP3898400001	2.14%
SHIN-ETSU CHEM ORD	JP3371200001	2.11%
SUMITOMO MITSUI ORD	JP3890350006	1.99%
RECRUIT HLDGS CO LTD	JP3970300004	1.70%
ETF Fundamentals		
ETF PE Ratio (Forward)	15.92	
ETF PE Ratio (Trailing)	16.90	
Number of Securities in the Fund	208	

Source: DWS

Index information	
Index Name	MSCI Japan Select ESG Screened Index
Index Provider	MSCI INC.
Bloomberg Symbol	NJ737013
Index Type	Total Return Net
Index Base Currency	JPY
Index Rebalance Frequency	Quarterly

Source: Index Provider

Additional share classes available				
Share Class	ISIN	Currency Hedged	Income	AuM
1D	IE00BPVLQD13	-	Distribution	JPY 56.75 bn
2D - GBP Hedged	IE00BPVLQF37	GBP	Distribution	JPY 2.69 bn
4C - USD Hedged	IE00BTGD1B38	USD	Capitalising	JPY 209.50 mn

Further information on Xtrackers

DWS Investments UK Limited
21 Moorfields
London EC2Y 9DB
United Kingdom

Hotline: +44 (0)20 7547 1747
Website: www.Xtrackers.com
E-Mail: Xtrackers@dws.com

Additional Information

A Glossary of Terms is available at Xtrackers.com.

ETF performance is shown on NAV basis, net of fees and index replication costs. Index performance is calculated on a total return basis. The performance of currency hedged share classes may differ significantly from the performance of the index which is unhedged. Unhedged share class fees may vary from hedged share class fees. On restructuring event dates, index values are re-based to match the index level of the previous index. Volatility is calculated since launch of the share class.

Disclaimer

This document is intended for information purposes only and does not create any legally binding obligations on the part of DWS Group GmbH & Co. KGaA and/or its affiliates (DWS). This document has been prepared without consideration of the investment needs, objectives or financial circumstances of any investor. Without limitation, this document does not constitute an offer, an invitation to offer or a recommendation to enter into any transaction.

Before making an investment decision, investors need to consider, with or without the assistance of an investment adviser, whether the investments and strategies described or provided by DWS are appropriate in light of their particular investment needs, objectives and financial circumstances.

Information in this document has been obtained or derived from sources believed to be reliable and current. However, accuracy or completeness of the sources cannot be guaranteed.

This document is not directed to, or intended for distribution to or use by, any person or entity who is a citizen or resident of or located in any locality, state, country or other jurisdiction, including the United States, where such distribution, publication, availability or use would be contrary to law or regulation or which would subject DWS to any registration or licensing requirement within such jurisdiction not currently met within such jurisdiction. Persons into whose possession this document may come are required to inform themselves of, and to observe, such restrictions.

Xtrackers (IE) plc is an undertaking for collective investment in transferable securities (UCITS) in accordance with the applicable laws and regulations and set up as open-ended investment company with variable capital and segregated liability amongst its respective compartments.

Investors must buy and must usually sell shares in Xtrackers UCITS ETFs on a secondary market with the assistance of an intermediary (e.g. a stockbroker) and may incur fees for doing so. In addition, investors may pay more than the current net asset value when buying shares and may receive less than the current net asset value when selling them. Before making any investment decision, investors should refer to the Risk Factors in the Prospectus and Key Investor Information Document.

Tax treatment of the Xtrackers UCITS ETFs depends on the individual circumstances of each investor.

Xtrackers (IE) plc is incorporated in Ireland with registered number 393802 and has its registered office at 78 Sir John Rogerson's Quay, Dublin 2, Ireland. DWS Investment S.A. acts as the management company of Xtrackers (IE) plc. The Investment Company may decide to terminate the arrangements made for the marketing of this fund

Any investment decision in relation to a fund should be based solely on the latest version of the prospectus, the audited annual and, if more recent, un-audited semi-annual reports and the Key Investor Information Document (KIID), all of which are available in English upon request to DWS Investment S.A., 2, Boulevard Konrad Adenauer, L-1115 Luxembourg or on www.Xtrackers.com. A summary of investor rights is available at www.etf.dws.com under "About Us – How to Complain?".

PAST PERFORMANCE DOES NOT PREDICT FUTURE RETURNS.

© DWS Investments UK Limited, 2024. Authorised and regulated by the Financial Conduct Authority.

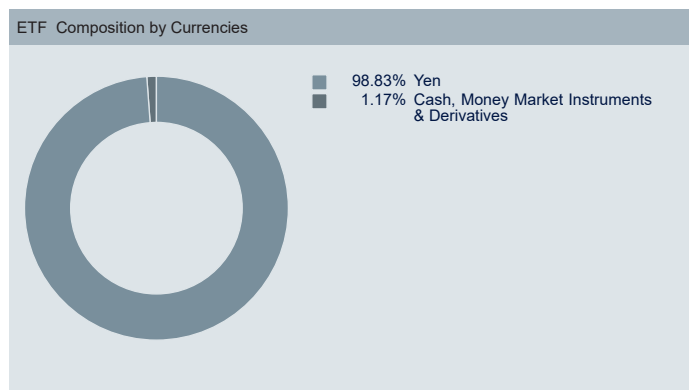
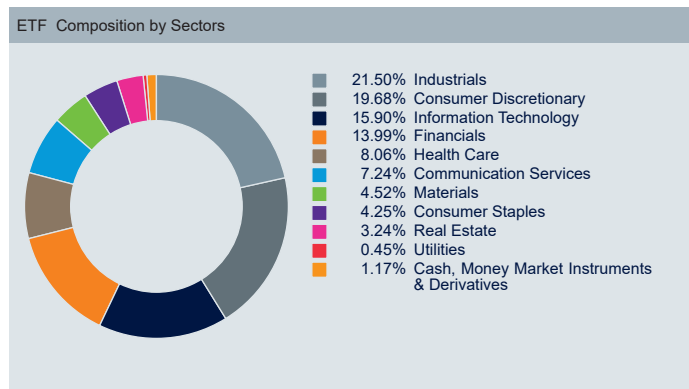
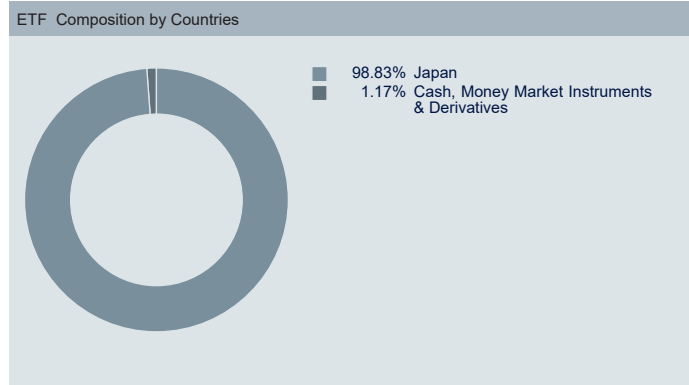
Index Disclaimer

The funds or securities referred to herein are not sponsored, endorsed, or promoted by MSCI, and MSCI bears no liability with respect to any such funds or securities or any index on which such funds or securities are based. The Prospectus of Xtrackers MSCI Japan ESG Screened UCITS ETF contains a more detailed description of the limited relationship MSCI has with Xtrackers and any related funds.

MSCI Japan ESG Screened UCITS ETF

Source: DWS

Figures may not always add up to 100.00% due to rounding



THINK ETF. THINK X.