

This factsheet is as at 28 March 2024 unless otherwise specified.

Xtrackers USD Corporate Bond UCITS ETF 1D

a sub fund of Xtrackers (IE) Plc

At a Glance

- Direct investment in USD denominated corporate bonds
- Investment grade bonds only
- Currency hedged share class(es) available
- EUR hedged share class available

Reference Index key features

The Bloomberg USD Liquid Investment Grade Corporate Index aims to reflect the performance of the following market:

- USD-denominated corporate bonds
- Investment grade bonds only
- Bonds with maturities of at least 3 years
- Minimum amount outstanding of USD 750 million per bond and USD 2 billion per issuer (liquid universe)

Additional information on the Index and the general methodology behind the Bloomberg indices can be found on Bloombergindex website (<https://www.bloombergindices.com/>).

Fund information	
ISIN	IE00BZ036H21
Share class currency	USD
Fund Currency	USD
Fund launch date	30 September 2015
Share class launch date	30 September 2015
Domicile	Ireland
Portfolio Methodology	Direct Replication
Sub-Portfolio Manager	DWS Investments UK Ltd
Investment Manager	DWS Investment GmbH
Custodian	State Street Custodial Services (Ireland) Limited
All-in fee ¹	0.12% p.a.
Income treatment	Distribution
NAV per Share	USD 12.75
Total Fund Assets	USD 1.04 Billion
Total Shares Outstanding	56.68 Million
Reporting Fund	Yes

¹ Please see additional information / Glossary.

Key Risks

— **The value of your investment may go down as well as up and past performance does not predict future returns. Investor capital may be at risk up to a total loss.**

— Bonds are exposed to credit risk and interest rate risk. There is a risk that the bond issuer may be unable to pay interest or repay the bond principal, resulting in your investment suffering a loss. If interest rates rise, typically the value of the bond will fall, which could also affect the value of your investment.

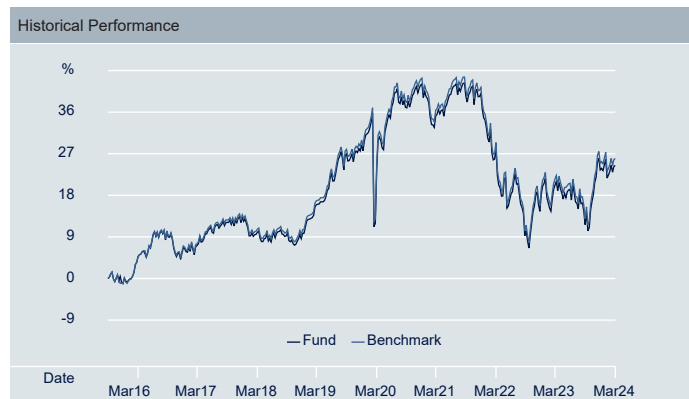
Listing and trading information			
Exchange	Bloomberg Ticker	Reuters RIC	Trading Currency
London Stock Exchange	XDGU LN	XDGU.L	USD
SIX Swiss Exchange	XDGU SW	XDGU.S	CHF
Xetra	XDGU GY	XDGU.DE	EUR
Italian Stock Exchange	XDGU IM	XDGU.MI	EUR

Cumulative performance figures						
	1 Month	3 Months	6 Months	1 Year	3 Years	Annualised Volatility
Share Class	1.50%	-0.85%	9.17%	4.07%	-7.22%	7.33%
Index	1.52%	-0.80%	9.22%	4.21%	-6.94%	7.34%
Tracking Difference	-0.03%	-0.06%	-0.05%	-0.14%	-0.28%	-
Tracking Error	0.09%	0.17%	0.13%	0.11%	0.08%	-

Calendar year performance figures						
	2019	2020	2021	2022	2023	YTD
Share Class	17.81%	11.01%	-1.48%	-17.97%	9.32%	-0.85%
Index	17.94%	11.11%	-1.43%	-17.88%	9.43%	-0.80%
Tracking Difference	-0.13%	-0.10%	-0.05%	-0.09%	-0.11%	-0.06%
Tracking Error	0.07%	0.13%	0.07%	0.05%	0.07%	0.17%

Rolling performance figures									
	3/16 - 3/17	3/17 - 3/18	3/18 - 3/19	3/19 - 3/20	3/20 - 3/21	3/21 - 3/22	3/22 - 3/23	3/23 - 3/24	Since launch
Share Class	2.76%	2.74%	5.27%	6.58%	8.70%	-4.54%	-6.62%	4.07%	2.65%
Index	3.23%	2.96%	5.43%	6.71%	8.74%	-4.48%	-6.52%	4.21%	2.79%
Tracking Difference	-0.46%	-0.22%	-0.16%	-0.12%	-0.04%	-0.06%	-0.10%	-0.14%	-0.17%
Tracking Error	0.14%	0.09%	0.10%	0.11%	0.09%	0.05%	0.06%	0.11%	0.14%

Past performance does not predict future returns.



Source: DWS, Index Provider

THINK ETF. THINK X.

This factsheet is as at 28 March 2024 unless otherwise specified.

Top 10 ETF constituents		
Security	ISIN	Weight
ANHEUSER BUSCH CO/INBEV	US03522AAJ97	0.25%
DEUTSCHE GLOBAL LIQUIDITY SERI	IE00BYQNZ507	0.22%
CVS HEALTH CORP 5.050% 2048-03-25	US126650CZ11	0.20%
BBG010CRDHX7 T-MOBILE USA INC 4/30	US87264ABF12	0.17%
BBG01GNJ45S0 PFIZER INVESTMENT ENTERPRISES PTE. 5/53	US716973AG71	0.16%
GOLDMAN SACHS GROUP 10/37	US38141GFD16	0.16%
BANK OF AMERICA CORP 12/27 06051GHD	US06051GHD43	0.16%
BBG01G4GDR72 WARNERMEDIA HOLDINGS INC 3/52	US55903VBE20	0.15%
3.55 AT&T 55 Nts	US00206RLJ94	0.15%
BBG0121DNQC8 9/53	US00206RKJ04	0.15%
ETF Fundamentals		
ETF Yield To Maturity	5.35%	
ETF Yield To Worst	5.31%	
ETF Effective Duration	8.37	
ETF Modified Duration	8.43	
Number of Securities in the Fund	2,911	

Source: DWS

Index information	
Index Name	Bloomberg USD Liquid Investment Grade Corporate Index
Index Provider	Bloomberg Finance L.P.
Bloomberg Symbol	BLQCTRUU
Index Type	Total Return Gross
Index Base Currency	USD
Index Rebalance Frequency	Monthly

Source: Index Provider

Additional share classes available				
Share Class	ISIN	Currency Hedged	Income	AuM
1C	IE00BFMKQC67	-	Capitalising	USD 89.77 mn
5D - GBP Hedged	IE00BG04LY46	GBP	Distribution	USD 340,969.26
6C - MXN Hedged	IE00BMCFJ320	MXN	Capitalising	USD 128,382.68
2D - EUR Hedged	IE00BZ036J45	EUR	Distribution	USD 223.09 mn

Further information on Xtrackers

DWS Investments UK Limited
21 Moorfields
London EC2Y 9DB
United Kingdom

Hotline: +44 (0)20 7547 1747
Website: www.Xtrackers.com
E-Mail: Xtrackers@dws.com

Additional Information

A Glossary of Terms is available at Xtrackers.com.

ETF performance is shown on NAV basis, net of fees and index replication costs. ETF performance includes reinvested dividends. Index performance is calculated on a total return basis. Volatility is calculated since launch of the share class.

Disclaimer

This document is intended for information purposes only and does not create any legally binding obligations on the part of DWS Group GmbH & Co. KGaA and/or its affiliates (DWS).

This document has been prepared without consideration of the investment needs, objectives or financial circumstances of any investor. Without limitation, this document does not constitute an offer, an invitation to offer or a recommendation to enter into any transaction.

Before making an investment decision, investors need to consider, with or without the assistance of an investment adviser, whether the investments and strategies described or provided by DWS are appropriate in light of their particular investment needs, objectives and financial circumstances.

Information in this document has been obtained or derived from sources believed to be reliable and current. However, accuracy or completeness of the sources cannot be guaranteed.

This document is not directed to, or intended for distribution to or use by, any person or entity who is a citizen or resident of or located in any locality, state, country or other jurisdiction, including the United States, where such distribution, publication, availability or use would be contrary to law or regulation or which would subject DWS to any registration or licensing requirement within such jurisdiction not currently met within such jurisdiction. Persons into whose possession this document may come are required to inform themselves of, and to observe, such restrictions.

Xtrackers (IE) plc is an undertaking for collective investment in transferable securities (UCITS) in accordance with the applicable laws and regulations and set up as open-ended investment company with variable capital and segregated liability amongst its respective compartments.

Investors must buy and must usually sell shares in Xtrackers UCITS ETFs on a secondary market with the assistance of an intermediary (e.g. a stockbroker) and may incur fees for doing so. In addition, investors may pay more than the current net asset value when buying shares and may receive less than the current net asset value when selling them. Before making any investment decision, investors should refer to the Risk Factors in the Prospectus and Key Investor Information Document.

Tax treatment of the Xtrackers UCITS ETFs depends on the individual circumstances of each investor.

Xtrackers (IE) plc is incorporated in Ireland with registered number 393802 and has its registered office at 78 Sir John Rogerson's Quay, Dublin 2, Ireland. DWS Investment S.A. acts as the management company of Xtrackers (IE) plc. The Investment Company may decide to terminate the arrangements made for the marketing of this fund.

Any investment decision in relation to a fund should be based solely on the latest version of the prospectus, the audited annual and, if more recent, un-audited semi-annual reports and the Key Investor Information Document (KIID), all of which are available in English upon request to DWS Investment S.A., 2, Boulevard Konrad Adenauer, L-1115 Luxembourg or on www.Xtrackers.com. A summary of investor rights is available at www.etf.dws.com under "About Us – How to Complain?".

PAST PERFORMANCE DOES NOT PREDICT FUTURE RETURNS.

© DWS Investments UK Limited, 2024. Authorised and regulated by the Financial Conduct Authority.

Index Disclaimer

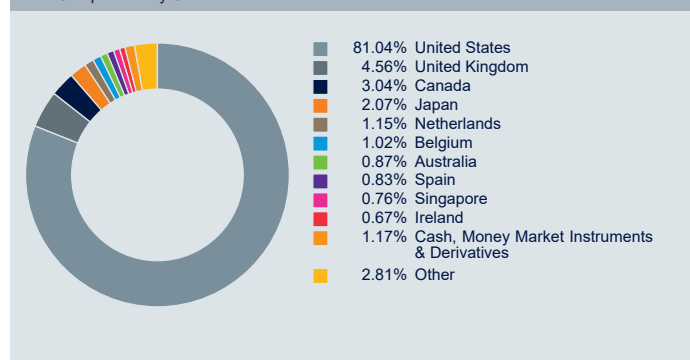
"Bloomberg®" and Bloomberg USD Liquid Investment Grade Corporate Index are service marks of Bloomberg Finance L.P. and its affiliates, including Bloomberg Index Services Limited ("BISL"), the administrator of the index (collectively, "Bloomberg") and have been licensed for use for certain purposes by Xtrackers II. Bloomberg is not affiliated with Xtrackers II, and Bloomberg does not approve, endorse, review, or recommend USD Corporate Bond UCITS ETF. Bloomberg does not guarantee the timeliness, accurateness, or completeness of any data or information relating to USD Corporate Bond UCITS ETF.

USD Corporate Bond UCITS ETF

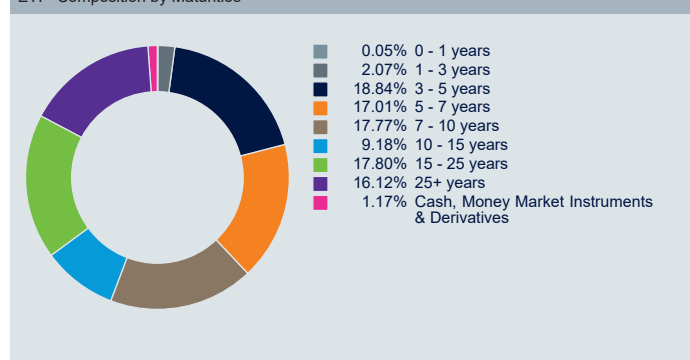
Source: DWS; Moody's

Figures may not always add up to 100.00% due to rounding

ETF Composition by Countries



ETF Composition by Maturities



ETF Composition by Rating

