

This factsheet is as at 31 May 2023 unless otherwise specified.

Xtrackers MSCI World Swap UCITS ETF 1C

a sub fund of Xtrackers

At a Glance

- Provides diversified exposure to global Equities
- Provides diversified exposure to large and mid-cap equities from the global developed equity market, with 85% market representation
- Covers over 20 developed market countries

Reference Index key features

The MSCI Total Return Net World Index aims to reflect the performance of the following market:

- Large and mid-cap companies from global developed markets
- Covers approximately 85% of free-float market capitalisation
- Weighted by free-float adjusted market capitalisation
- Reviewed on a quarterly basis

Additional information on the index, selection and weighting methodology is available at www.msci.com

Fund information	
ISIN	LU0274208692
Share class currency	USD
Fund Currency	USD
Fund launch date	19 December 2006
Share class launch date	19 December 2006
Domicile	Luxembourg
Portfolio Methodology	Substitute Basket + Swap
Sub-Portfolio Manager	DWS Investments UK Ltd
Investment Manager	DWS Investments UK Ltd
Custodian	State Street Bank International GmbH, Luxembourg Branch
All-in fee ¹	0.45% p.a.
Income treatment	Capitalising
Active swap counterparties	Citigroup Global Markets Limited, Goldman Sachs Bank Europe SE, J.P. Morgan Securities plc, Morgan Stanley Capital Services LLC
NAV per Share	USD 85.44
Total Fund Assets	USD 4.47 Billion
Total Shares Outstanding	38.78 Million
Reporting Fund	Yes

¹ Please see additional information / Glossary.

Key Risks

- The value of your investment may go down as well as up and past performance does not predict future returns. Investor capital may be at risk up to a total loss.
- The value of an investment in shares will depend on a number of factors including, but not limited to, market and economic conditions, sector, geographical region and political events.
- The Fund will enter into a derivative with a counterparty. If the counterparty fails to make payments (for example, it becomes insolvent) this may result in your investment suffering a loss.

Listing and trading information			
Exchange	Bloomberg Ticker	Reuters RIC	Trading Currency
Xetra	XMWO GY	XMWO.DE	EUR
London Stock Exchange	XMWD LN	XMWD.L	USD
SIX Swiss Exchange	XMWO SW	XMWO.S	USD
Stuttgart Stock Exchange	XMWO GS	XMWO.SG	EUR
Italian Stock Exchange	XMWO IM	XMWO.MI	EUR

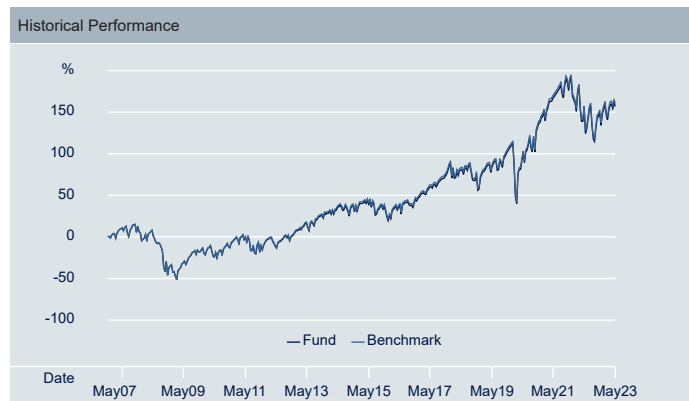
Cumulative performance figures						
	1 Month	3 Months	6 Months	1 Year	3 Years	Annualised Volatility
Share Class	-1.01%	3.84%	3.89%	2.00%	36.45%	17.59%
Index	-1.00%	3.85%	3.92%	2.07%	36.63%	17.20%
Tracking Difference	-0.01%	-0.01%	-0.03%	-0.07%	-0.17%	-
Tracking Error	0.04%	0.03%	0.03%	0.04%	0.03%	-

Calendar year performance figures						
	2018	2019	2020	2021	2022	YTD
Share Class	-9.38%	28.75%	15.95%	21.75%	-18.19%	8.50%
Index	-9.50%	28.57%	15.90%	21.82%	-18.14%	8.52%
Tracking Difference	0.12%	0.18%	0.04%	-0.07%	-0.05%	-0.03%
Tracking Error	0.05%	0.05%	0.04%	0.03%	0.04%	0.03%

Rolling performance figures												
	5/13 - 5/14	5/14 - 5/15	5/15 - 5/16	5/16 - 5/17	5/17 - 5/18	5/18 - 5/19	5/19 - 5/20	5/20 - 5/21	5/21 - 5/22	5/22 - 5/23	Since launch	
Share Class	18.50%	5.61%	-4.03%	16.46%	11.68%	-0.19%	6.92%	40.79%	-4.98%	2.00%	5.92%	
Index	18.87%	5.70%	-3.96%	16.42%	11.57%	-0.29%	6.80%	40.80%	-4.93%	2.07%	6.01%	
Tracking Difference	-0.36%	-0.10%	-0.06%	0.04%	0.11%	0.10%	0.12%	-0.01%	-0.05%	-0.07%	-0.22%	
Tracking Error	0.29%	0.02%	0.03%	0.03%	0.05%	0.03%	0.06%	0.03%	0.03%	0.04%	0.11%	

Past performance does not predict future returns.

THINK ETF. THINK X.



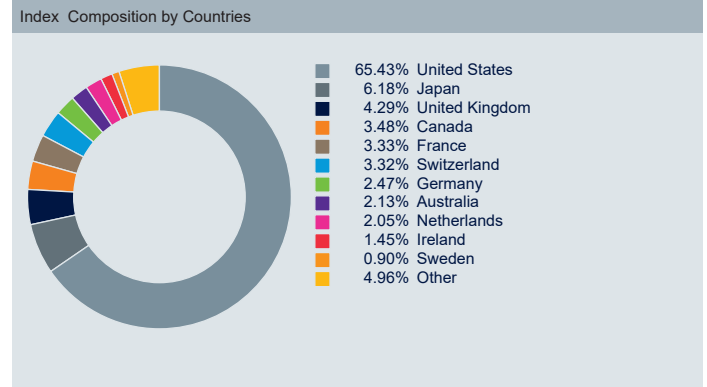
Source: DWS, Index Provider

This factsheet is as at 31 May 2023 unless otherwise specified.

Top 10 index constituents		
Issuer	ISIN	Weight
APPLE ORD	US0378331005	4.89%
MICROSOFT-T ORD	US5949181045	3.81%
AMAZON.COM INC ORD	US0231351067	1.77%
NVIDIA ORD	US67066G1040	1.28%
ALPHABET INC-CL A ORD	US02079K3059	1.14%
ALPHABET INC-CL C ORD	US02079K1079	1.05%
TESLA ORD	US88160R1014	0.99%
META PLATFORMS ORD A	US30303M1027	0.89%
EXXON ORD	US30231G1022	0.85%
UNITEDHEALTH GRP ORD	US91324P1021	0.83%

MSCI Total Return Net World Index

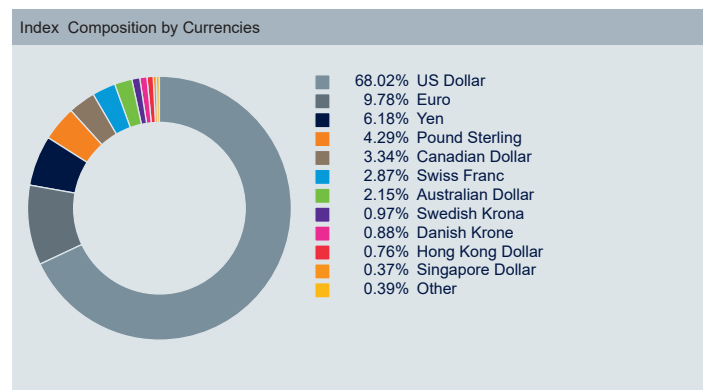
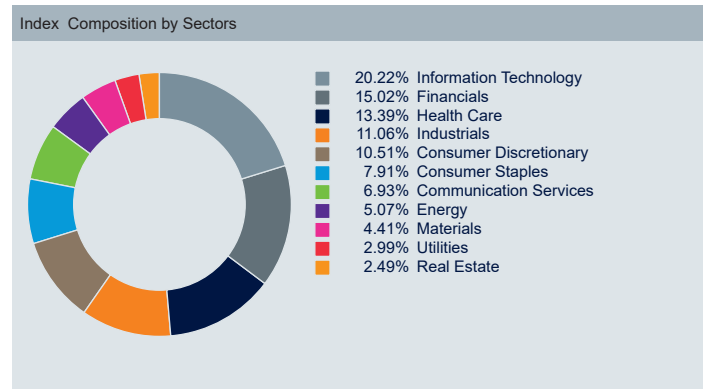
Source: Index provider as at 31 March 2023
 Figures may not always add up to 100.00% due to rounding



Index information	
Index Name	MSCI Total Return Net World Index
Index Provider	MSCI INC.
Bloomberg Symbol	NDDUWI
Index Type	Total Return Net
Index Base Currency	USD
Number of Index constituents	1,509
Dividend Yield	0.00%
Index PE Ratio (Trailing)	0.00
Index PE Ratio (Forward)	0.00
Index Rebalance Frequency	Quarterly

Source: Index Provider

Additional share classes available				
Share Class	ISIN	Currency Hedged	Income	AuM
4C - EUR Hedged	LU0659579733	EUR	Capitalising	USD 481.10 mn
1D	LU2263803533	-	Distribution	USD 677.85 mn



Further information on Xtrackers

DWS Investments UK Limited
 Winchester House
 1 Great Winchester Street
 London EC2N 2DB
 United Kingdom

Hotline: +44 (0)20 7547 1747
 Website: www.Xtrackers.com
 E-Mail: Xtrackers@dws.com

Additional Information

A Glossary of Terms is available at Xtrackers.com.

ETF performance is shown on NAV basis, net of fees and index replication costs. Index performance is calculated on a total return basis. Volatility is calculated since launch of the share class.

Disclaimer

This document is intended for information purposes only and does not create any legally binding obligations on the part of DWS Group GmbH & Co. KGaA and/or its affiliates (DWS). This document has been prepared without consideration of the investment needs, objectives or financial circumstances of any investor. Without limitation, this document does not constitute an offer, an invitation to offer or a recommendation to enter into any transaction. Before making an investment decision, investors need to consider, with or without the assistance of an investment adviser, whether the investments and strategies described or provided by DWS are appropriate in light of their particular investment needs, objectives and financial circumstances. Information in this document has been obtained or derived from sources believed to be reliable and current. However, accuracy or completeness of the sources cannot be guaranteed. This document is not directed to, or intended for distribution to or use by, any person or entity who is a citizen or resident of or located in any locality, state, country or other jurisdiction, including the United States, where such distribution, publication, availability or use would be contrary to law or regulation or which would subject DWS to any registration or licensing requirement within such jurisdiction not currently met within such jurisdiction. Persons into whose possession this document may come are required to inform themselves of, and to observe, such restrictions. Xtrackers is an undertaking for collective investment in transferable securities (UCITS) in accordance with the applicable laws and regulations and set up as an open-ended investment company with variable capital and segregated liability amongst its respective compartments. Xtrackers is incorporated in the Grand Duchy of Luxembourg, is registered with the Luxembourg Trade and Companies' Register under number B-119.899 and has its registered office at 49, avenue J.F. Kennedy, L-1855 Luxembourg. DWS Investment S.A. acts as the management company of Xtrackers. Any investment decision in relation to a fund should be based solely on the latest version of the prospectus, the audited annual and, if more recent, un-audited semi-annual reports and the Key Investor Information Document (KIID), all of which are available in English upon request to DWS Investment S.A., 2, Boulevard Konrad Adenauer, L-1115 Luxembourg or on www.Xtrackers.com. **PAST PERFORMANCE DOES NOT PREDICT FUTURE RETURNS.**

© DWS Investments UK Limited, 2023. Authorised and regulated by the Financial Conduct Authority.

Index Disclaimer

The funds or securities referred to herein are not sponsored, endorsed, or promoted by MSCI, and MSCI bears no liability with respect to any such funds or securities or any index on which such funds or securities are based. The Prospectus of Xtrackers MSCI World Swap UCITS ETF contains a more detailed description of the limited relationship MSCI has with Xtrackers and any related funds.