

This factsheet is as at 28 March 2024 unless otherwise specified.

# Xtrackers MSCI AC Asia ex Japan ESG Swap UCITS ETF 1C

a sub fund of Xtrackers

## At a Glance

- Exposure to Asian ex Japan equities
- Provides diversified exposure to large and mid-cap equities
- Includes developed and emerging markets
- ESG Methodology

## Reference Index key features

The MSCI AC Asia ex Japan Low Carbon SRI Leaders Index aims to reflect the performance of the following market:

- Large and mid-cap companies from Asian countries, excluding Japan, with high ESG characteristics and low carbon exposures, relative to their peers
- Weighted by free-float adjusted market capitalisation
- Reviewed on a quarterly basis

Additional information on the index, selection and weighting methodology is available at [www.msci.com](http://www.msci.com)

Fund information	
ISIN	LU0322252171
Share class currency	USD
Fund Currency	USD
Fund launch date	20 January 2009
Domicile	Luxembourg
Portfolio Methodology	Substitute Basket + Swap
Sub-Portfolio Manager	DWS Investments UK Ltd
Investment Manager	DWS Investments UK Ltd
Custodian	State Street Bank International GmbH, Luxembourg Branch
All-in fee <sup>1</sup>	0.65% p.a.
Income treatment	Capitalising
Active swap counterparties	BNP Paribas, J.P. Morgan Securities plc
NAV per Share	USD 41.73
Total Fund Assets	USD 319.90 Million
Total Shares Outstanding	7.67 Million

<sup>1</sup> Please see additional information / glossary.

## Key Risks

- **The value of your investment may go down as well as up and past performance does not predict future returns. Investor capital may be at risk up to a total loss.**
- The Fund is exposed to the currency markets which may be highly volatile. Large price swings can occur in such markets within very short periods and may result in your investment suffering a loss.
- The Fund is exposed to less economically developed economies (known as emerging markets) which involve greater risks than well developed economies. Political unrest and economic downturn may be more likely and will affect the value of your investment.
- The value of an investment in shares will depend on a number of factors including, but not limited to, market and economic conditions, sector, geographical region and political events.
- The Fund is exposed to market movements in a single country or region which may be adversely affected by political or economic developments, government action or natural events that do not affect a fund investing in broader markets.
- The Fund will enter into a derivative with a counterparty. If the counterparty fails to make payments (for example, it becomes insolvent) this may result in your investment suffering a loss.

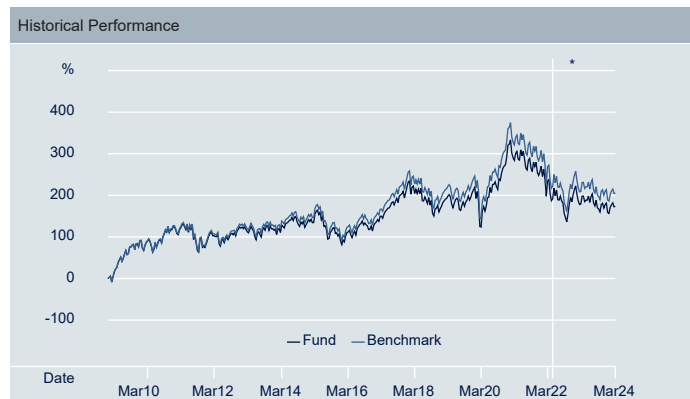
Listing and trading information			
Exchange	Bloomberg Ticker	Reuters RIC	Trading Currency
Xetra	XAXJ GY	XAXJ.DE	EUR
SIX Swiss Exchange	XAXD SW	XAXD.S	CHF
Stuttgart Stock Exchange	XAXJ GS	XAXJ.SG	EUR
London Stock Exchange	XAXJ LN	XAXJ.L	GBp
London Stock Exchange	XAXD LN	XAXD.L	USD
Italian Stock Exchange	XAXJ IM	XAXJ.MI	EUR

Cumulative performance figures						
	1 Month	3 Months	6 Months	1 Year	3 Years	Annualised Volatility
Share Class	-0.38%	-2.75%	0.04%	-8.14%	-30.06%	17.90%
Index	-0.34%	-2.62%	0.30%	-7.60%	-	17.38%
Tracking Difference	-0.04%	-0.13%	-0.26%	-0.54%	-	-
Tracking Error	0.03%	0.03%	0.05%	0.04%	-	-

Calendar year performance figures						
	2019	2020	2021	2022	2023	YTD
Share Class	18.00%	23.89%	-5.31%	-20.05%	-2.58%	-2.75%
Index	-	-	-	-	-1.96%	-2.62%
Tracking Difference	-	-	-	-	-0.62%	-0.13%
Tracking Error	-	-	-	-	0.05%	0.03%

Rolling performance figures											
	3/14 - 3/15	3/15 - 3/16	3/16 - 3/17	3/17 - 3/18	3/18 - 3/19	3/19 - 3/20	3/20 - 3/21	3/21 - 3/22	3/22 - 3/23	3/23 - 3/24	Since launch
Share Class	9.80%	-12.58%	16.64%	24.96%	-5.61%	-14.04%	56.04%	-15.17%	-10.25%	-8.14%	6.85%
Index	-	-	-	-	-	-	-	-	-	-7.60%	-
Tracking Difference	-	-	-	-	-	-	-	-	-	-0.54%	-
Tracking Error	-	-	-	-	-	-	-	-	-	0.04%	-

Past performance does not predict future returns.



Source: DWS, Index Provider

**\*Restructuring event(s): 12 May 2022 to date** Index: MSCI AC Asia ex Japan Low Carbon SRI Leaders Index | Performance shown: ETF NAV (USD) vs index (USD). **20 January 2009 to 12 May 2022** Index: MSCI AC Asia Ex Japan TRN Index | Performance shown: ETF NAV (USD) vs index (USD).

Index performance, Tracking Error and Tracking Difference calculations were reset on 12 May 2022.

THINK ETF. THINK X.

This factsheet is as at 28 March 2024 unless otherwise specified.

Top 10 index constituents		
Issuer	ISIN	Weight
TENCENT HOLDINGS LTD	KYG875721634	8.89%
ALIBABA GROUP HOLDING LTD	KYG017191142	7.38%
AIA GROUP LTD	HK0000069689	4.67%
INFOSYS LTD	INE009A01021	2.87%
CHINA CONSTRUCTION BANK CORP H	CNE1000002H1	2.66%
MEDIATEK INC	TW0002454006	2.37%
TATA CONSULTANCY SERVICES LTD	INE467B01029	1.93%
NETEASE INC	KYG6427A1022	1.63%
BANK CENTRAL ASIA	ID1000109507	1.58%
JD.COM CLASS A INC	KYG8208B1014	1.58%

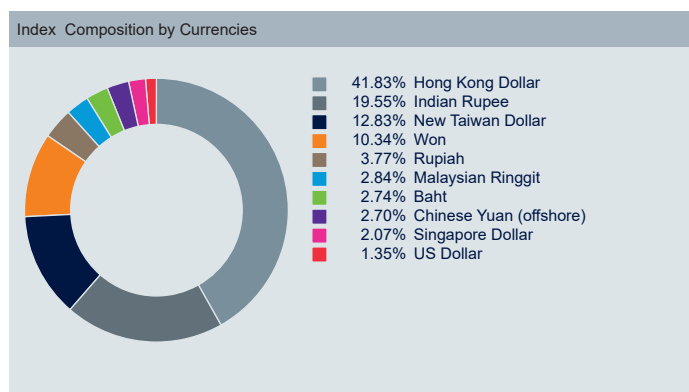
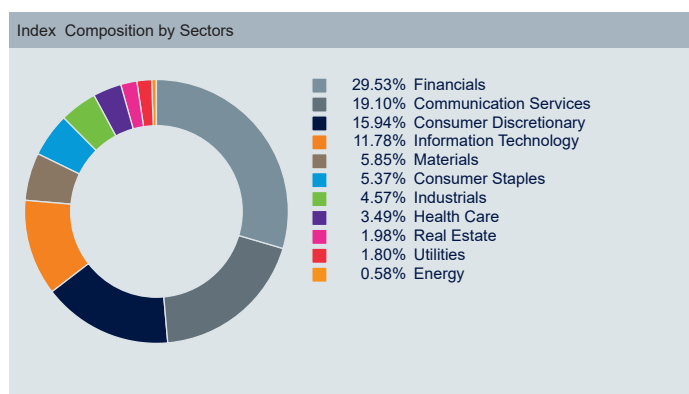
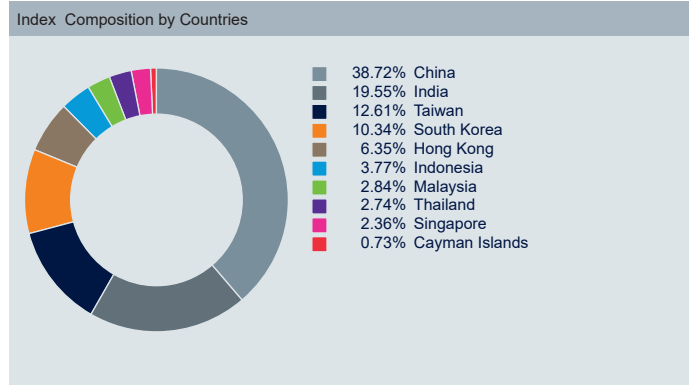
Index information	
Index Name	MSCI AC Asia ex Japan Low Carbon SRI Leaders Index
Index Provider	MSCI INC.
Bloomberg Symbol	NU723336
Index Type	Total Return Net
Index Base Currency	USD
Number of Index constituents	293
Dividend Yield	2.35%
Index PE Ratio (Trailing)	14.30
Index PE Ratio (Forward)	11.26
Index Rebalance Frequency	Quarterly

Source: Index Provider

## MSCI AC Asia ex Japan Low Carbon SRI Leaders Index

Source: Index provider as at 29 December 2023

Figures may not always add up to 100.00% due to rounding



## Further information on Xtrackers

DWS CH AG  
Xtrackers  
Prime Tower - Hardstrasse 201  
CH-8021 Zürich

Hotline: +41 (44) 227 3747  
Webseite: [www.etf.dws.com/en-ch/](http://www.etf.dws.com/en-ch/)  
E-Mail: [Xtrackers.Switzerland@dws.com](mailto:Xtrackers.Switzerland@dws.com)

## Additional Information

A Glossary of Terms is available at Xtrackers.com.

ETF performance is shown on NAV basis, net of fees and index replication costs. Index performance is calculated on a total return basis. On restructuring event dates, index values are re-based to match the index level of the previous index. Volatility is calculated since launch of the share class.

## Disclaimer

The information included in this document is intended to be advertising of the aforementioned financial services / financial products, according to Art. 68 of the Financial Services Act (FinSA). This document has been prepared without consideration of the investment needs, objectives or financial circumstances of any investor. Before making an investment decision, investors need to consider, with or without the assistance of an investment adviser, whether the investments and strategies described or provided by DWS are appropriate in light of their particular investment needs, objectives and financial circumstances. Information in this document has been obtained or derived from sources believed to be reliable and current. However, accuracy or completeness of the sources cannot be guaranteed. DWS does not give tax or legal advice. Investors should seek advice from their own tax experts and lawyers, when considering investments and strategies suggested by DWS. Investments with DWS are not guaranteed, unless specified. Unless notified to the contrary in a particular case, investment instruments are not insured by the Federal Deposit Insurance Corporation ("FDIC") or any other governmental entity, and are not guaranteed by obligations of DWS or its affiliates.

Investments are subject to various risks, including market fluctuations, regulatory change, counterparty risk, possible delays in repayment and loss of income and principal invested. The value of investments can fall as well as rise and you may not recover the amount originally invested at any point in time. Furthermore, substantial fluctuations of the value of the investment are possible even over short periods of time. This document is not directed to, or intended for distribution to or use by, any person or entity who is a citizen or resident of or located in any locality, state, country or other jurisdiction, including the United States, where such distribution, publication, availability or use would be contrary to law or regulation or which would subject DWS to any registration or licensing requirement within such jurisdiction not currently met within such jurisdiction. Persons into whose possession this document may come are required to inform themselves of, and to observe, such restrictions. The present information may not be reproduced or circulated without our written authorisation.

Xtrackers is an undertaking for collective investment in transferable securities (UCITS) in accordance with the applicable laws and regulations and set up as open-ended investment company with variable capital and segregated liability amongst its respective compartments. Investors must buy and must usually sell shares in Xtrackers UCITS ETFs on a secondary market with the assistance of an intermediary (e.g. a stockbroker) and may incur fees for doing so. In addition, investors may pay more than the current net asset value when buying shares and may receive less than the current net asset value when selling them. Before making any investment decision, investors should refer to the Risk Factors in the Prospectus and Key Information Document. Tax treatment of the Xtrackers UCITS ETFs depends on the individual circumstances of each investor. Xtrackers is incorporated in the Grand Duchy of Luxembourg, is registered with the Luxembourg Trade and Companies' Register under number B-119,899 and has its registered office at 49, avenue J.F. Kennedy, L-1855 Luxembourg. DWS Investment S.A. acts as the management company of Xtrackers. The Investment Company may decide to terminate the arrangements made for the marketing of this fund.

The foreign collective investment scheme ("CIS") mentioned above has been authorised by the Swiss Financial Market Supervisory Authority (FINMA) for offering to non-qualified investors in Switzerland, pursuant to the Swiss Federal Act on Collective Investment Schemes of June 23, 2006 ("CISA") The Swiss Representative for this CIS is DWS CH AG, Hardstrasse 201, CH-8005 Zurich. The Swiss Paying Agent is Deutsche Bank (Suisse) SA, Place des Bergues 3, CH-1201 Geneva.

Any investment decision in relation to a fund should be based solely on the latest version of the prospectus, the audited annual and, if more recent, un-audited semi-annual reports and the Key Information Document (KID or Basisinformationsblatt ("BIB")), all of which are available in English upon request to DWS Investment S.A., 2, Boulevard Konrad Adenauer, L-1115 Luxembourg or on [www.Xtrackers.com](http://www.Xtrackers.com). Investors can also request these documents from the registered office of the Swiss Representative at DWS CH AG, Hardstrasse 201, CH-8005 Zurich or on <https://etf.dws.com/en-ch/> in English and <https://etf.dws.com/de-ch/> in German. In respect of the units offered in Switzerland, the place of performance is the registered office of the Representative. The place of jurisdiction shall be at the registered office of the Representative or at the registered office or domicile of the investor. A summary of investor rights is available at [www.etf.dws.com](http://www.etf.dws.com) under "About Us – How to Complain?". **Past performance is no guarantee of future results; nothing contained herein shall constitute any representation or warranty as to future performance.**

© DWS CH AG 2024. Authorised and regulated by the Swiss Financial Market Supervisory Authority.

## Index Disclaimer

The funds or securities referred to herein are not sponsored, endorsed, or promoted by MSCI, and MSCI bears no liability with respect to any such funds or securities or any index on which such funds or securities are based. The Prospectus of Xtrackers MSCI AC Asia ex Japan ESG Swap UCITS ETF contains a more detailed description of the limited relationship MSCI has with Xtrackers and any related funds.

# THINK ETF. THINK X.