

This factsheet is as at 29 February 2024 unless otherwise specified.

Xtrackers S&P ASX 200 UCITS ETF 1D

a sub fund of Xtrackers

At a Glance

- Direct investment in Australian Equities
- Provides diversified exposure to the top 200 blue chip Australian stocks

Reference Index key features

The S&P/ASX 200 Index aims to reflect the performance of the following market:

- The 200 Largest companies from Australia
- Covers approximately 80% of free-float market capitalisation
- Weighted by free-float adjusted market capitalisation
- Reviewed on a quarterly basis

Additional information on the index, selection and weighting methodology is available at www.us.spindices.com

Fund information	
ISIN	LU0328474803
Share class currency	AUD
Fund Currency	AUD
Fund launch date	17 January 2008
Domicile	Luxembourg
Portfolio Methodology	Direct Replication
Sub-Portfolio Manager	DWS Investments UK Ltd
Investment Manager	DWS Investment GmbH
Custodian	State Street Bank International GmbH, Luxembourg Branch
All-in fee ¹	0.50% p.a.
Income treatment	Distribution
NAV per Share	AUD 62.90
Total Fund Assets	AUD 91.28 Million
Total Shares Outstanding	1.45 Million
Reporting Fund	Yes

¹ Please see additional information / Glossary.

Key Risks

- **The value of your investment may go down as well as up and past performance does not predict future returns. Investor capital may be at risk up to a total loss.**
- The value of an investment in shares will depend on a number of factors including, but not limited to, market and economic conditions, sector, geographical region and political events.
- The Fund is exposed to market movements in a single country or region which may be adversely affected by political or economic developments, government action or natural events that do not affect a fund investing in broader markets.

Listing and trading information			
Exchange	Bloomberg Ticker	Reuters RIC	Trading Currency
Xetra	XAUS GY	XAUS.DE	EUR
London Stock Exchange	XAUS LN	XAUS.L	GBP
Stuttgart Stock Exchange	XAUS GS	XAUS.SG	EUR
Italian Stock Exchange	XAUS IM	XAUS.MI	EUR

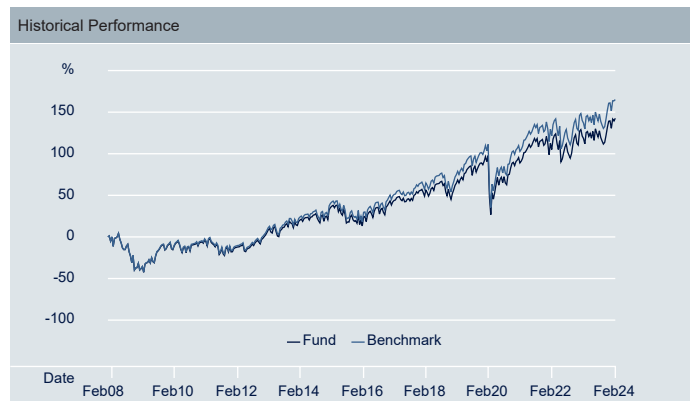
Cumulative performance figures						
	1 Month	3 Months	6 Months	1 Year	3 Years	Annualised Volatility
Share Class	0.64%	9.07%	6.97%	9.84%	28.41%	17.57%
Index	0.79%	9.39%	7.42%	10.64%	30.65%	17.38%
Tracking Difference	-0.15%	-0.32%	-0.44%	-0.81%	-2.23%	-
Tracking Error	0.43%	0.28%	0.20%	0.17%	0.15%	-

Calendar year performance figures						
	2019	2020	2021	2022	2023	YTD
Share Class	22.51%	0.86%	16.58%	-1.51%	11.73%	1.80%
Index	23.22%	1.40%	17.23%	-1.08%	12.42%	1.99%
Tracking Difference	-0.71%	-0.54%	-0.65%	-0.43%	-0.68%	-0.19%
Tracking Error	0.14%	0.11%	0.09%	0.17%	0.11%	0.31%

Rolling performance figures											
	2/14 - 2/15	2/15 - 2/16	2/16 - 2/17	2/17 - 2/18	2/18 - 2/19	2/19 - 2/20	2/20 - 2/21	2/21 - 2/22	2/22 - 2/23	2/23 - 2/24	Since launch
Share Class	13.78%	-14.29%	21.41%	9.50%	6.43%	8.03%	5.90%	9.57%	6.70%	9.84%	5.65%
Index	14.53%	-13.73%	22.13%	10.10%	7.05%	8.64%	6.48%	10.19%	7.16%	10.64%	6.23%
Tracking Difference	-0.76%	-0.56%	-0.72%	-0.61%	-0.63%	-0.61%	-0.58%	-0.62%	-0.46%	-0.81%	-
Tracking Error	0.12%	0.34%	0.15%	0.15%	0.15%	0.14%	0.11%	0.09%	0.17%	0.17%	-

Past performance does not predict future returns.

THINK ETF. THINK X.



Source: DWS, Index Provider

Tracking Error and Tracking Difference calculations were reset on 24 February 2014 as a consequence to a change in replication methodology (Switch from Synthetic to Direct replication).

This factsheet is as at 29 February 2024 unless otherwise specified.

Top 10 ETF constituents		
Issuer	ISIN	Weight
BHP GROUP LTD ORD	AU000000BHP4	9.71%
COMMONWEALTH BANK OF AUSTRALIA ORD	AU000000CBA7	8.51%
CSL ORD	AU000000CSL8	6.03%
NATIONAL AUSTRALIA BANK LTD	AU000000NAB4	4.62%
WESTPAC BANKING ORD	AU000000WBC1	4.03%
AUSTRALIA NEW ZEALAND BANKING ORD	AU000000ANZ3	3.73%
WESFARMERS ORDINARY	AU000000WES1	3.30%
MACQUARIE GROUP LTD ORD	AU000000MQG1	3.06%
WOODSIDE ENERGY GROUP ORD	AU0000224040	2.52%
GOODMAN GROUP CF	AU000000GMG2	2.26%
ETF Fundamentals		
ETF PE Ratio (Forward)	13.31	
ETF PE Ratio (Trailing)	30.22	
Number of Securities in the Fund	203	

Source: DWS

Index information	
Index Name	S&P/ASX 200 Index
Index Provider	S&P Dow Jones Indices LLC
Bloomberg Symbol	ASA51
Index Type	Total Return Gross
Index Base Currency	AUD
Index Rebalance Frequency	Quarterly

Source: Index Provider

Further information on Xtrackers

DWS Investments UK Limited
21 Moorfields
London EC2Y 9DB
United Kingdom

Hotline: +44 (0)20 7547 1747
Website: www.Xtrackers.com
E-Mail: Xtrackers@dws.com

Additional Information

A Glossary of Terms is available at Xtrackers.com.

ETF performance is shown on NAV basis, net of fees and index replication costs. ETF performance includes reinvested dividends. Index performance is calculated on a total return basis. Volatility is calculated since launch of the share class.

Disclaimer

This document is intended for information purposes only and does not create any legally binding obligations on the part of DWS Group GmbH & Co. KGaA and/or its affiliates (DWS). This document has been prepared without consideration of the investment needs, objectives or financial circumstances of any investor. Without limitation, this document does not constitute an offer, an invitation to offer or a recommendation to enter into any transaction.

Before making an investment decision, investors need to consider, with or without the assistance of an investment adviser, whether the investments and strategies described or provided by DWS are appropriate in light of their particular investment needs, objectives and financial circumstances.

Information in this document has been obtained or derived from sources believed to be reliable and current. However, accuracy or completeness of the sources cannot be guaranteed.

This document is not directed to, or intended for distribution to or use by, any person or entity who is a citizen or resident of or located in any locality, state, country or other jurisdiction, including the United States, where such distribution, publication, availability or use would be contrary to law or regulation or which would subject DWS to any registration or licensing requirement within such jurisdiction not currently met within such jurisdiction. Persons into whose possession this document may come are required to inform themselves of, and to observe, such restrictions.

Xtrackers is an undertaking for collective investment in transferable securities (UCITS) in accordance with the applicable laws and regulations and set up as open-ended investment company with variable capital and segregated liability amongst its respective compartments.

Investors must buy and must usually sell shares in Xtrackers UCITS ETFs on a secondary market with the assistance of an intermediary (e.g. a stockbroker) and may incur fees for doing so. In addition, investors may pay more than the current net asset value when buying shares and may receive less than the current net asset value when selling them. Before making any investment decision, investors should refer to the Risk Factors in the Prospectus and Key Investor Information Document.

Tax treatment of the Xtrackers UCITS ETFs depends on the individual circumstances of each investor.

Xtrackers is incorporated in the Grand Duchy of Luxembourg, is registered with the Luxembourg Trade and Companies' Register under number B-119.899 and has its registered office at 49, avenue J.F. Kennedy, L-1855 Luxembourg. DWS Investment S.A. acts as the management company of Xtrackers. The Investment Company may decide to terminate the arrangements made for the marketing of this fund.

Any investment decision in relation to a fund should be based solely on the latest version of the prospectus, the audited annual and, if more recent, un-audited semi-annual reports and the Key Investor Information Document (KIID), all of which are available in English upon request to DWS Investment S.A., 2, Boulevard Konrad Adenauer, L-1115 Luxembourg or on www.Xtrackers.com. A summary of investor rights is available at www.etf.dws.com under "About Us – How to Complain?".

PAST PERFORMANCE DOES NOT PREDICT FUTURE RETURNS.

© DWS Investments UK Limited, 2024. Authorised and regulated by the Financial Conduct Authority.

Index Disclaimer

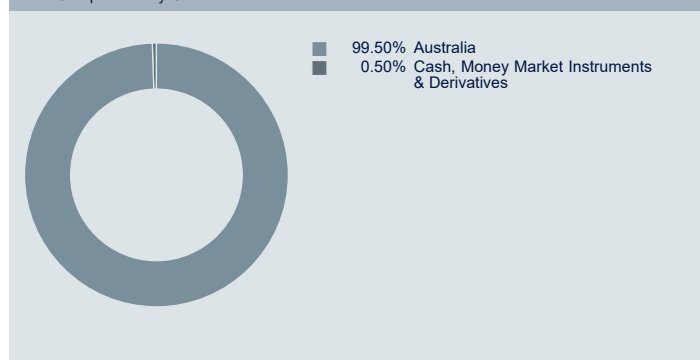
The Index is a product of S&P Dow Jones Indices LLC or its affiliates ("S&P DJI"). Standard & Poor's®, S&P® and Dow Jones® are registered trademarks of S&P DJI and have been licensed for use by the Fund. The Fund is not sponsored, endorsed, sold or promoted by S&P DJI. S&P DJI does not make any representation regarding the advisability of investing in the Fund nor do they have any liability for errors, omissions or interruptions in the Index.

S&P ASX 200 UCITS ETF

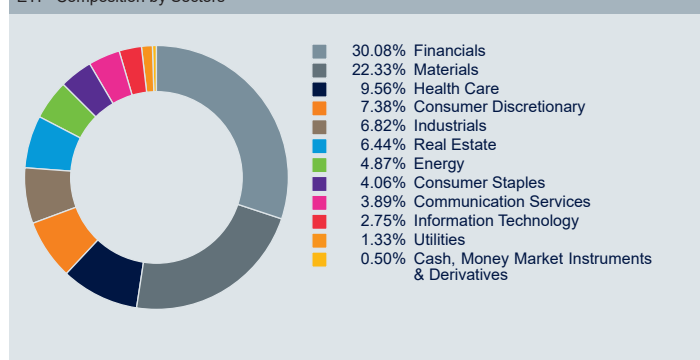
Source: DWS

Figures may not always add up to 100.00% due to rounding

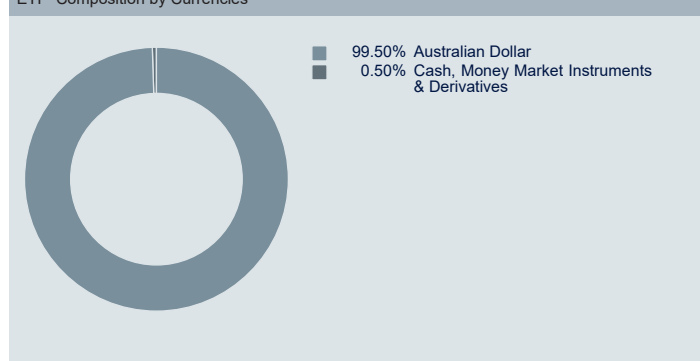
ETF Composition by Countries



ETF Composition by Sectors



ETF Composition by Currencies



THINK ETF. THINK X.