

This factsheet is as at 28 March 2024 unless otherwise specified.

Xtrackers II EUR Corporate Bond UCITS ETF 1C

a sub fund of Xtrackers II

At a Glance

- Direct investment in EUR denominated corporate bonds
- Investment grade bonds only
- Broadly diversified across issuers and yield curve

Reference Index key features

The Bloomberg Euro Corporate Bond Index aims to reflect the performance of the following market:

- EUR-denominated corporate bonds
- Investment grade bonds only
- Bonds with maturities of at least 1 year
- Minimum amount outstanding of EUR 300 million per bond

Additional information on the Index and the general methodology behind the Bloomberg indices can be found on Bloomberg index website (www.bloombergindices.com/).

Fund information	
ISIN	LU0478205379
Share class currency	EUR
Fund Currency	EUR
Fund launch date	23 February 2010
Share class launch date	23 February 2010
Domicile	Luxembourg
Portfolio Methodology	Direct Replication
Sub-Portfolio Manager	DWS Investments UK Ltd
Investment Manager	DWS Investment GmbH
Custodian	State Street Bank International GmbH, Luxembourg Branch
All-in fee ¹	0.12% p.a.
Income treatment	Capitalising
NAV per Share	EUR 151.19
Total Fund Assets	EUR 3.54 Billion
Total Shares Outstanding	23.33 Million
Reporting Fund	Yes
Annual security lending return ²	0.0216%

¹ Please see additional information / Glossary.

² Based on annual revenue from securities lending divided by average fund AuM over the past year or since the fund started securities lending (if less than one year ago)

Key Risks

— **The value of your investment may go down as well as up and past performance does not predict future returns. Investor capital may be at risk up to a total loss.**

— Bonds are exposed to credit risk and interest rate risk. There is a risk that the bond issuer may be unable to pay interest or repay the bond principal, resulting in your investment suffering a loss. If interest rates rise, typically the value of the bond will fall, which could also affect the value of your investment.

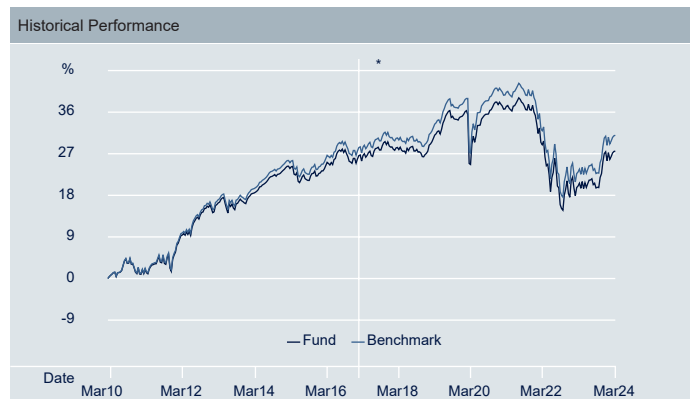
Listing and trading information			
Exchange	Bloomberg Ticker	Reuters RIC	Trading Currency
Xetra	XBLC GY	XBLC.DE	EUR
London Stock Exchange	XBLC LN	XBLC.L	EUR
SIX Swiss Exchange	XBEC SW	XBEC.S	CHF
Italian Stock Exchange	XBLC IM	XBLC.MI	EUR

Cumulative performance figures						
	1 Month	3 Months	6 Months	1 Year	3 Years	Annualised Volatility
Share Class	1.20%	0.43%	5.94%	6.66%	-6.83%	3.05%
Index	1.22%	0.47%	6.01%	6.82%	-6.41%	3.01%
Tracking Difference	-0.02%	-0.04%	-0.07%	-0.16%	-0.42%	-
Tracking Error	0.07%	0.04%	0.03%	0.03%	0.03%	-

Calendar year performance figures						
	2019	2020	2021	2022	2023	YTD
Share Class	6.12%	2.47%	-1.10%	-13.78%	8.03%	0.43%
Index	6.26%	2.77%	-0.97%	-13.65%	8.19%	0.47%
Tracking Difference	-0.14%	-0.30%	-0.14%	-0.14%	-0.15%	-0.04%
Tracking Error	0.04%	0.05%	0.03%	0.02%	0.03%	0.04%

Rolling performance figures											
	3/14 - 3/15	3/15 - 3/16	3/16 - 3/17	3/17 - 3/18	3/18 - 3/19	3/19 - 3/20	3/20 - 3/21	3/21 - 3/22	3/22 - 3/23	3/23 - 3/24	Since launch
Share Class	4.72%	0.53%	1.23%	1.52%	2.14%	-3.55%	8.52%	-5.35%	-7.70%	6.66%	1.77%
Index	-	-	-	1.74%	2.31%	-3.38%	8.76%	-5.23%	-7.55%	6.82%	-
Tracking Difference	-	-	-	-0.22%	-0.17%	-0.17%	-0.24%	-0.12%	-0.15%	-0.16%	-
Tracking Error	-	-	-	0.05%	0.04%	0.05%	0.04%	0.02%	0.03%	0.03%	-

Past performance does not predict future returns.



Source: DWS, Index Provider

***Restructuring event(s): 01 February 2017 to date** Index: Bloomberg Euro Corporate Bond Index | Performance shown: ETF NAV (EUR) vs index (EUR).

23 February 2010 to 01 February 2017 Index: iBoxx® EUR Liquid Corporate 100 Total Return Index | Performance shown: ETF NAV (EUR) vs index (EUR).

Index performance, Tracking Error and Tracking Difference calculations were reset on 01 February 2017.

THINK ETF. THINK X.

This factsheet is as at 28 March 2024 unless otherwise specified.

Top 10 ETF constituents		
Security	ISIN	Weight
BBG01BFVYX8 CREDIT SUISSE GROUP AG 3/29	CH1214797172	0.13%
ANHEUSER-BUSCH INBEV NV 03/28 EUR51744	BE6285455497	0.12%
RABOBANK 07/25	XS0525602339	0.11%
BP CAPITAL MARKETS PLC VAR 31/12/2049	XS2193661324	0.10%
ANHEUSER-BUSCH INBEV NV 03/36 EUR51745	BE6285457519	0.10%
VOLKSWAGEN 03/27 AM962802	XS1586555945	0.09%
BBG0162QT3D3 JPMORGAN CHASE AND CO 3/30	XS2461234622	0.09%
BNP PARIBAS 01/26 AW746868	FR0013398070	0.09%
BBG01K1WF489 JPMORGAN CHASE & CO 11/31	XS2717291970	0.08%
BBG01JPP1244 BANCO SANTANDER SA 10/31	XS2705604234	0.08%
ETF Fundamentals		
ETF Yield To Maturity	3.75%	
ETF Yield To Worst	3.65%	
ETF Effective Duration	4.53	
ETF Modified Duration	4.47	
Number of Securities in the Fund	3,679	

Source: DWS

Index information	
Index Name	Bloomberg Euro Corporate Bond Index
Index Provider	Bloomberg Finance L.P.
Bloomberg Symbol	LECPTRU
Index Type	Total Return Gross
Index Base Currency	EUR
Index Rebalance Frequency	Monthly

Source: Index Provider

Additional share classes available			
Share Class	ISIN	Income	AuM
1D	LU0478205965	Distribution	EUR 14.01 mn

Further information on Xtrackers

DWS Investments UK Limited
21 Moorfields
London EC2Y 9DB
United Kingdom

Hotline: +44 (0)20 7547 1747
Website: www.Xtrackers.com
E-Mail: Xtrackers@dws.com

Additional Information

A Glossary of Terms is available at Xtrackers.com.

ETF performance is shown on NAV basis, net of fees and index replication costs. Index performance is calculated on a total return basis. On restructuring event dates, index values are re-based to match the index level of the previous index. Volatility is calculated since launch of the share class.

Disclaimer

This document is intended for information purposes only and does not create any legally binding obligations on the part of DWS Group GmbH & Co. KGaA and/or its affiliates (DWS).

This document has been prepared without consideration of the investment needs, objectives or financial circumstances of any investor. Without limitation, this document does not constitute an offer, an invitation to offer or a recommendation to enter into any transaction.

Before making an investment decision, investors need to consider, with or without the assistance of an investment adviser, whether the investments and strategies described or provided by DWS are appropriate in light of their particular investment needs, objectives and financial circumstances.

Information in this document has been obtained or derived from sources believed to be reliable and current. However, accuracy or completeness of the sources cannot be guaranteed.

This document is not directed to, or intended for distribution to or use by, any person or entity who is a citizen or resident of or located in any locality, state, country or other jurisdiction, including the United States, where such distribution, publication, availability or use would be contrary to law or regulation or which would subject DWS to any registration or licensing requirement within such jurisdiction not currently met within such jurisdiction. Persons into whose possession this document may come are required to inform themselves of, and to observe, such restrictions.

Xtrackers II is an undertaking for collective investment in transferable securities (UCITS) in accordance with the applicable laws and regulations and set up as open-ended investment company with variable capital and segregated liability amongst its respective compartments.

Investors must buy and must usually sell shares in Xtrackers UCITS ETFs on a secondary market with the assistance of an intermediary (e.g. a stockbroker) and may incur fees for doing so. In addition, investors may pay more than the current net asset value when buying shares and may receive less than the current net asset value when selling them. Before making any investment decision, investors should refer to the Risk Factors in the Prospectus and Key Investor Information Document.

Tax treatment of the Xtrackers UCITS ETFs depends on the individual circumstances of each investor.

Xtrackers II is incorporated in the Grand Duchy of Luxembourg, is registered with the Luxembourg Trade and Companies' Register under number B-124.284 and has its registered office at 49, avenue J.F. Kennedy, L-1855 Luxembourg. DWS Investment S.A. acts as the management company of Xtrackers II. The Investment Company may decide to terminate the arrangements made for the marketing of this fund.

Any investment decision in relation to a fund should be based solely on the latest version of the prospectus, the audited annual and, if more recent, un-audited semi-annual reports and the Key Investor Information Document (KIID), all of which are available in English upon request to DWS Investment S.A., 2, Boulevard Konrad Adenauer, L-1115 Luxembourg or on www.Xtrackers.com. A summary of investor rights is available at www.etf.dws.com under "About Us – How to Complain?".

PAST PERFORMANCE DOES NOT PREDICT FUTURE RETURNS.

© DWS Investments UK Limited, 2024. Authorised and regulated by the Financial Conduct Authority.

Index Disclaimer

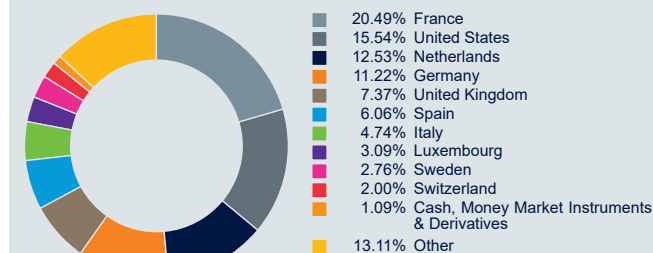
"Bloomberg®" and Bloomberg Euro Corporate Bond Index are service marks of Bloomberg Finance L.P. and its affiliates, including Bloomberg Index Services Limited ("BISL"), the administrator of the index (collectively, "Bloomberg") and have been licensed for use for certain purposes by Xtrackers II. Bloomberg is not affiliated with Xtrackers II, and Bloomberg does not approve, endorse, review, or recommend EUR Corporate Bond UCITS ETF. Bloomberg does not guarantee the timeliness, accurateness, or completeness of any data or information relating to EUR Corporate Bond UCITS ETF.

EUR Corporate Bond UCITS ETF

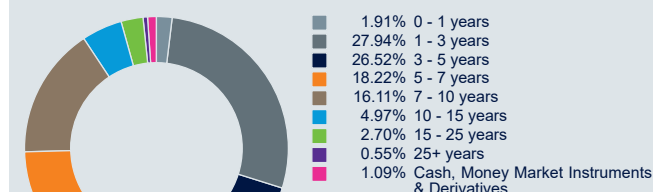
Source: DWS; Moody's

Figures may not always add up to 100.00% due to rounding

ETF Composition by Countries



ETF Composition by Maturities



ETF Composition by Rating

