

AMUNDI EURO STOXX 50 UCITS ETF DR - EUR

FACTSHEET

31/05/2021

EQUITY ■

Key Information (source : Amundi)

Net Asset Value (NAV) : (A) 93.45 (EUR)
(D) 63.94 (EUR)

NAV and AUM as of : 31/05/2021

Assets Under Management (AUM) :
2,469.19 (million EUR)

ISIN code : (A) LU1681047236
(D) LU1681047319

Benchmark : 100% EURO STOXX 50

Investment Objective

This ETF seeks to replicate as closely as possible the performance of the EURO STOXX 50 index whether the trend is rising or falling.

Risk & Reward Profile (SRII)



Lower risk, potentially lower rewards

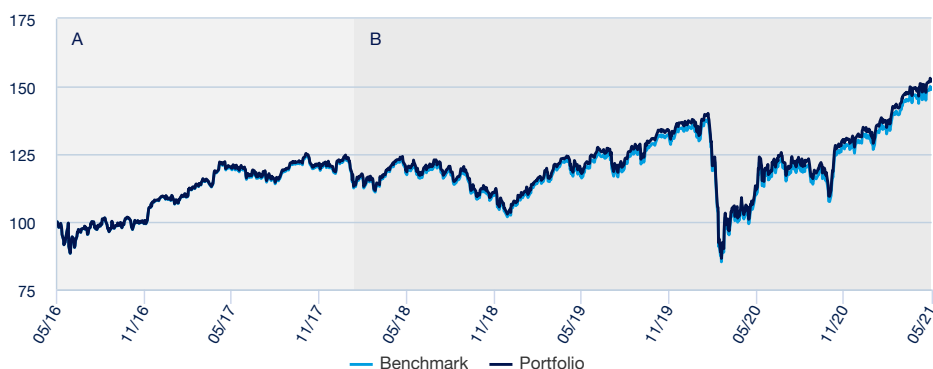
Higher risk, potentially higher rewards

The SRII represents the risk and return profile as presented in the Key Investor Information Document (KIID). The lowest category does not imply that there is no risk. The SRII is not guaranteed and may change over time.

« Technical net asset values may be calculated and published for any calendar day (excluding Saturdays and Sundays) that is neither a business day nor a transaction day. These technical net asset values are merely indicative and will not be the basis for purchasing, switching, redeeming and/or transferring shares. »

Returns

Performances from 31/05/2016 to 31/05/2021



A : Based on the performance as from the launch date until the absorption date of the French Fund "AMUNDI ETF EURO STOXX 50 UCITS ETF DR" managed by Amundi Asset Management and absorbed by "AMUNDI EURO STOXX 50" on 14/02/2018.

B : Performance of the Sub-Fund since the date of its launch

Cumulative returns*

| | YTD | 1 month | 3 months | 1 year | 3 years | 5 years | Since |
|-----------|------------|------------|------------|------------|------------|------------|------------|
| Since | 31/12/2020 | 30/04/2021 | 26/02/2021 | 29/05/2020 | 31/05/2018 | 31/05/2016 | 16/09/2008 |
| Portfolio | 15.55% | 2.47% | 12.63% | 35.96% | 28.24% | 51.87% | 99.35% |
| Benchmark | 15.27% | 2.30% | 12.38% | 35.47% | 26.83% | 48.85% | 89.19% |
| Spread | 0.28% | 0.17% | 0.26% | 0.48% | 1.41% | 3.02% | 10.16% |

Calendar year performance*

| | 2020 | 2019 | 2018 | 2017 | 2016 | 2015 | 2014 | 2013 | 2012 | 2011 |
|-----------|--------|--------|---------|-------|-------|-------|-------|--------|--------|---------|
| Portfolio | -2.93% | 31.65% | -13.50% | 9.56% | 4.22% | 6.88% | 4.54% | 22.13% | 18.68% | -13.77% |
| Benchmark | -3.21% | 31.00% | -13.90% | 9.15% | 3.72% | 6.42% | 4.01% | 21.51% | 18.06% | -14.10% |
| Spread | 0.27% | 0.65% | 0.40% | 0.40% | 0.51% | 0.47% | 0.53% | 0.62% | 0.62% | 0.33% |

* Source : Amundi. The above cover complete periods of 12 months for each calendar year. Past performance is no predictor of current and future results and does not guarantee future yield. Any losses or gains do not take into consideration any costs, commissions and fees incurred by the investor in the issue and buyout of the shares (e.g. taxes, brokerage fees or other commissions deducted by the financial intermediary). If performance is calculated in a currency other than the euro, any losses or gains generated can thereby be affected by exchange rate fluctuations (both upward and downward). The discrepancy accounts for the performance difference between the portfolio and the index.

Risk indicators

| | 1 year | 3 years | Inception to date |
|------------------------|--------|---------|-------------------|
| Portfolio volatility | 23.00% | 23.50% | 23.11% |
| Benchmark volatility | 23.00% | 23.51% | 23.11% |
| Ex-post Tracking Error | 0.13% | 0.14% | 0.15% |
| Sharpe ratio | 1.63 | 0.38 | 0.22 |

EQUITY ■

Meet the Team

**Lionel Brafman**

Head of the Index & Multistратегies team

**Vincent Masson**

Senior Portfolio Manager - Index & Multistратегies

**Jerome Gueguen**

Co-Portfolio Manager

Index Data

Description

EURO STOXX® 50 Index is an equity index representative of the 50 leading securities of Eurozone developed countries (as defined in the index methodology).

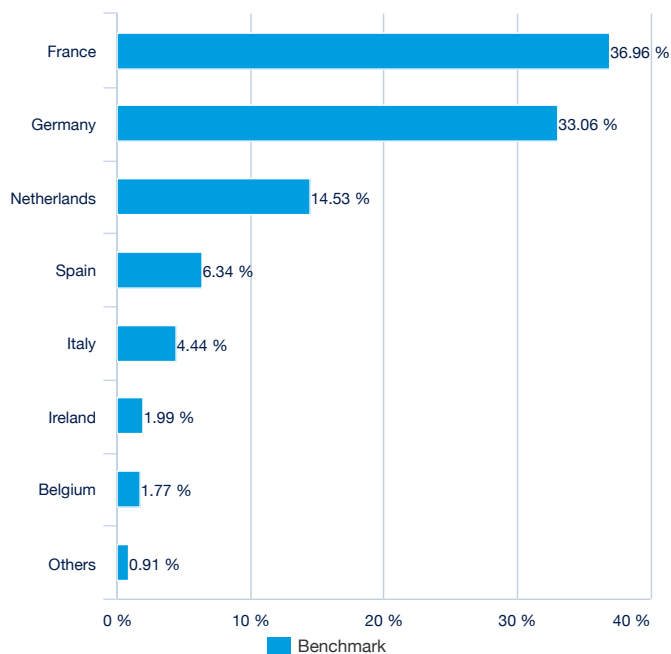
Information

Asset class : **Equity**
 Zone Geographique : **Eurozone**
 Benchmark index currency : **EUR**
 Holdings : **50**

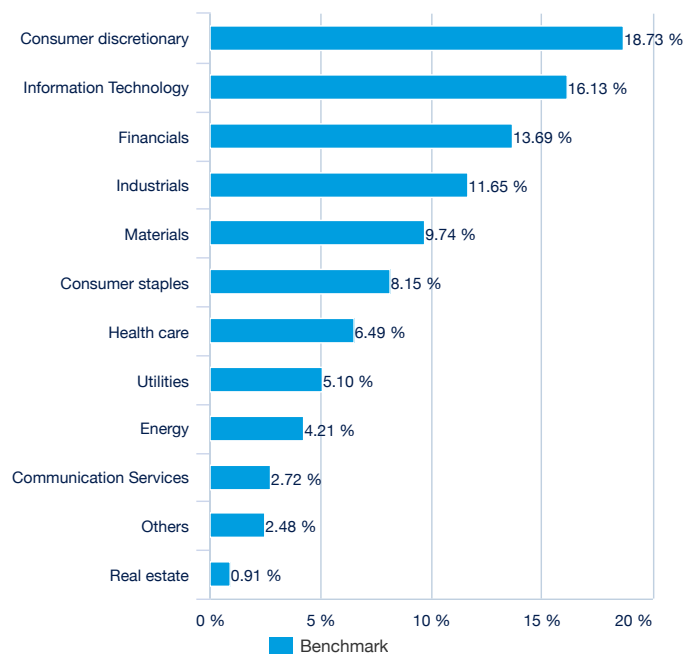
Top 10 benchmark holdings (source : Amundi)

| | % of assets (Index) |
|--------------------|---------------------|
| ASML HOLDING NV | 7.76% |
| LVMH MOET HENNESSY | 5.82% |
| LINDE PLC | 4.32% |
| SAP SE | 4.21% |
| SIEMENS AG-REG | 3.38% |
| SANOFI | 3.36% |
| TOTAL SE | 3.36% |
| L OREAL | 3.04% |
| ALLIANZ SE-REG | 3.01% |
| SCHNEIDER ELECT SE | 2.48% |
| Total | 40.72% |

Geographical breakdown



Benchmark Sector breakdown (source : Amundi)



EQUITY ■

Principal characteristics

| | |
|--------------------------------------------|--------------------------------------|
| Fund structure | UCITS under Luxembourg law |
| UCITS compliant | UCITS |
| Management Company | Amundi Luxembourg SA |
| Administrator | CACEIS Bank, Luxembourg Branch |
| Custodian | CACEIS Bank, Luxembourg Branch |
| Independent auditor | ERNST & YOUNG Luxembourg |
| Share-class inception date | 14/02/2018 |
| Share-class reference currency | EUR |
| Classification | - |
| Type of shares | (A) Accumulation (D) Distribution |
| ISIN code | (A) LU1681047236 (D) LU1681047319 |
| Minimum investment to the secondary market | 1 Share(s) |
| Frequency of NAV calculation | Daily |
| Ongoing charges | 0.15% (realized) - 15/01/2021 |
| Minimum recommended investment period | 5 years |
| French tax wrapper | PEA eligible |
| Fiscal year end | September |
| ISA and SIPP Eligible | Yes |
| UK Distrib/Report Status | No |
| Primary Market Maker | BNP Paribas |

Listing data (source : Amundi)

| Place | Hours | CCY | Mnemo | Bloomberg Ticker | Bloomberg iNAV | Reuters RIC | Reuters iNAV |
|---------------------|--------------|-----|-------|------------------|----------------|-------------|--------------|
| Nyse Euronext Paris | 9:05 - 17:35 | EUR | C50 | C50 FP | INC50 | C50.PA | INC50INAV.PA |
| Deutsche Börse | 9:00 - 17:30 | EUR | V50A | V50A GY | INC50 | V50A.DE | INC50INAV.PA |
| Borsa Italiana | 9:00 - 17:30 | EUR | C50 | C50 IM | INC50INAV.MI | C50.MI | .INC50 |
| Six Swiss Exchange | 9:00 - 17:30 | EUR | C50 | C50 SW | INC50INAV.S | C50.S | .INC50 |

Contact

ETF Sales contact

| | |
|----------------------|-----------------------|
| France & Luxembourg | +33 (0)1 76 32 65 76 |
| Germany & Austria | +49 (0) 69 74 221 358 |
| Italy | +39 02 0065 2965 |
| Switzerland (German) | +41 44 588 99 36 |
| Switzerland (French) | +41 22 316 01 51 |
| United Kingdom | +44 (0) 20 7074 9321 |
| Netherlands | +31 20 794 04 79 |
| Nordic countries | +46 8 5348 2271 |
| Hong Kong | +65 64 39 93 50 |
| Spain | +34 914 36 72 45 |

ETF Capital Markets contact

| | |
|-------------------|-------------------------------------------------------------|
| Téléphone | +33 (0)1 76 32 19 93 |
| Bloomberg IB Chat | Capital Markets Amundi ETF Capital Markets Amundi HK ETF |

ETF Market Makers contact

| | |
|------------------|----------------------|
| BNP Paribas | +33 (0)1 40 14 60 01 |
| Kepler Cheuvreux | +33 (0)1 53 65 35 25 |

Amundi contact

Amundi ETF
90 bd Pasteur
CS 21564
75 730 Paris Cedex 15 - France
Hotline : +33 (0)1 76 32 47 74
info@amundietf.com

Facilities Agent
Amundi (UK) Limited
41 Lothbury - London
EC2R 7HF - United Kingdom

Index Providers

STOXX and its licensors (the "Licensors") have no relationship to the Amundi Asset Management, other than the licensing of the EURO STOXX 50® and the related trademarks for use in connection with the AMUNDI EURO STOXX 50.

STOXX and its Licensors do not:

Sponsor, endorse, sell or promote the AMUNDI EURO STOXX 50.

Recommend that any person invest in the AMUNDI EURO STOXX 50 or any other securities.

* Have any responsibility or liability for or make any decisions about the timing, amount or pricing of AMUNDI EURO STOXX 50.

* Have any responsibility or liability for the administration, management or marketing of the AMUNDI EURO STOXX 50.

* Consider the needs of the AMUNDI EURO STOXX 50 or the owners of the AMUNDI EURO STOXX 50 in determining, composing or calculating the EURO STOXX 50 or have any obligation to do so.

STOXX and its Licensors will not have any liability in connection with the AMUNDI EURO STOXX 50. Specifically,

* STOXX and its Licensors do not make any warranty, express or implied and disclaim any and all warranty about:

- The results to be obtained by the AMUNDI EURO STOXX 50, the owner of the AMUNDI EURO STOXX 50 or any other person in connection with the use of the EURO STOXX 50 and the data included in the EURO STOXX 50®;

- The accuracy or completeness of the EURO STOXX 50 and its data;

- The merchantability and the fitness for a particular purpose or use of the EURO STOXX 50® and its data;

* STOXX and its Licensors will have no liability for any errors, omissions or interruptions in the EURO STOXX 50® or its data;

* Under no circumstances will STOXX or its Licensors be liable for any lost profits or indirect, punitive, special or consequential damages or losses, even if STOXX or its Licensors knows that they might occur.

The licensing agreement between the Amundi Asset Management and STOXX is solely for their benefit and not for the benefit of the owners of the AMUNDI EURO STOXX 50 or any other third parties.

Legal information

This document is provided for information purposes only and does not constitute a recommendation, a solicitation, an offer, advice or an invitation to purchase or sell any units or shares of the fund (FCP), collective employee fund (FCPE), SICAV, SICAV sub-fund or SICAV investing primarily in real estate (SPPICAV) (collectively, "the Funds") described herein and should in no case be interpreted as such. This document is not a contract or commitment of any form. Information contained in this document may be altered without notice. The management company accepts no liability whatsoever, whether direct or indirect, that may arise from the use of information contained in this document. The management company can in no way be held responsible for any decision or investment made on the basis of information contained in this document. The information contained in this document is disclosed to you on a confidential basis and shall not be copied, reproduced, modified, translated or distributed without the prior written approval of the management company, to any third person or entity in any country or jurisdiction which would subject the management company or any of the funds, to any registration requirements within these jurisdictions or where it might be considered as unlawful. Not all of the funds are systematically registered in all jurisdictions of all investors. Investment involves risk. The past performances shown in this document, and simulations based on these, do not guarantee future results, nor are they reliable indicators of future performance. The value of an investment in units or shares of the funds may fluctuate according to market conditions and cause the value of an investment to go up or down. As a result, fund investors may lose all or part of the capital originally invested. All potential investors in the funds are advised to ascertain whether such an investment is compatible with the laws to which they are subject and the tax implications of such an investment prior to investing, and to familiarise themselves with the legal documents in force for each fund. Concerning mandates, this document is a part of the periodic statement of the management activities of your portfolio and must be read in conjunction with any other periodic statement or notice of confirmation provided by your custodian and related to the transactions of your portfolio. Unless stated otherwise, the management company is the source of the data in this document. Unless stated otherwise, the data in this document are correct as at the date specified under FACTSHEET at the beginning of this document.

This document is designed exclusively for institutional, professional, qualified or sophisticated investors and distributors. It is not meant for the general public or private clients of any jurisdiction or those qualified as 'US Persons'. Approved investors in regard to the European Union are those which are defined as "Professional" investors in Directive 2004/39/EC of 21 April 2004 "MiFID" or, as the case may be, as defined under each local legislation and, insofar as the offer in Switzerland is concerned, "qualified investors" as set forth in the federal Law on Collective Investments (LPCC), the Ordinance on collective investments of 22 November 2006 (OPCC) and the FINMA 08/8 Circular regarding the legislation on collective investments of 20 November 2008. This document shall not, under any circumstance, be sent within the European Union to non "Professional" investors as defined by the MFI or under each local legislation, or in Switzerland to those investors which are not defined as "qualified investors" in the applicable law and regulations.