

AMUNDI S&P GLOBAL LUXURY UCITS ETF - USD

EQUITY ■

FACTSHEET

Marketing
Communication

30/04/2024

Key Information (Source: Amundi)

Net Asset Value (NAV) : **219.30 (USD)**
NAV and AUM as of : **30/04/2024**
Assets Under Management (AUM) :
553.82 (million USD)
ISIN code : **LU1681048713**
Replication type : **Synthetical**
Benchmark : **S&P Global Luxury**

Objective and Investment Policy

This ETF seeks to replicate as closely as possible the performance of the S&P Global Luxury index whether the trend is rising or falling.

Risk & Reward Profile (SRI) (Source: Fund Admin)

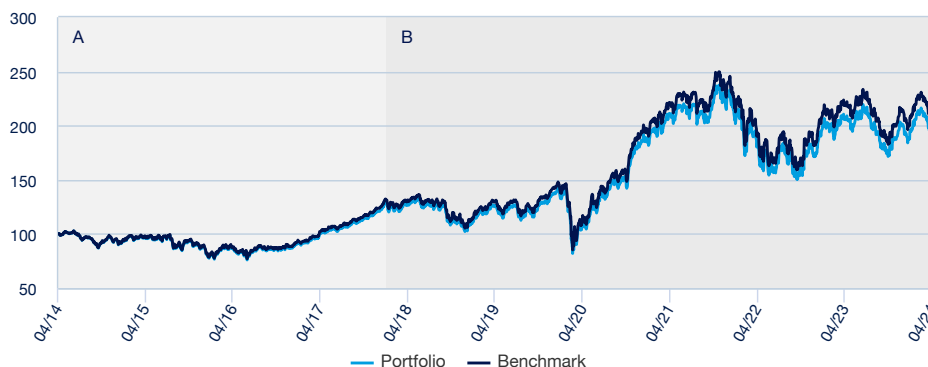


Lower risk, potentially lower rewards
Higher risk, potentially higher rewards

The SRI represents the risk and return profile as presented in the Key Investor Information Document (KIID). The lowest category does not imply that there is no risk. The SRI is not guaranteed and may change over time.

Returns (Source: Fund Admin) - Past performance does not predict future returns

Performances from 30/04/2014 to 30/04/2024 (Source : Fund Admin)



A : Sur la base des performances réalisées depuis la date de lancement du Fonds français « AMUNDI ETF S&P GLOBAL LUXURY UCITS ETF » géré par Amundi Asset Management et absorbé par « AMUNDI S&P GLOBAL LUXURY » le 31.01.2018.

B : Performance of the Sub-Fund since the date of its launch

Cumulative returns* (Source: Fund Admin)

	YTD	1 month	3 months	1 year	3 years	5 years	Since
Since	29/12/2023	28/03/2024	31/01/2024	28/04/2023	30/04/2021	30/04/2019	18/02/2014
Portfolio	-1.87%	-6.92%	1.02%	-5.28%	-6.45%	56.18%	97.72%
Benchmark	-1.69%	-6.87%	1.15%	-4.77%	-4.68%	61.39%	111.45%
Spread	-0.18%	-0.04%	-0.13%	-0.51%	-1.77%	-5.21%	-13.73%

Calendar year performance* (Source: Fund Admin)

	2023	2022	2021	2020	2019	2018	2017	2016	2015	2014
Portfolio	15.46%	-23.81%	22.40%	35.97%	28.40%	-11.86%	38.67%	-0.57%	-7.00%	-
Benchmark	16.10%	-23.29%	23.26%	36.93%	29.33%	-11.28%	39.57%	0.08%	-6.40%	-
Spread	-0.63%	-0.52%	-0.85%	-0.96%	-0.92%	-0.58%	-0.90%	-0.65%	-0.61%	-

* Source : Amundi. The above cover complete periods of 12 months for each calendar year. **Past performance is no predictor of current and future results and does not guarantee future yield**. Any losses or gains do not take into consideration any costs, commissions and fees incurred by the investor in the issue and buyout of the shares (e.g. taxes, brokerage fees or other commissions deducted by the financial intermediary). If performance is calculated in a currency other than the euro, any losses or gains generated can thereby be affected by exchange rate fluctuations (both upward and downward). The discrepancy accounts for the performance difference between the portfolio and the index.

Meet the Team

**Lionel Brafman**

Head of the Index & Multistrategies team

**Zhicong Mou**

Portfolio Manager - Index & Multistrategies

**Pierre Maigniez**

Co-Portfolio Manager

Index Data (Source : Amundi)

Description of the Index

S&P Global Luxury Index is an equity index comprised of 80 of the largest publicly traded companies engaged in the production or distribution of luxury goods or the provision of luxury services.

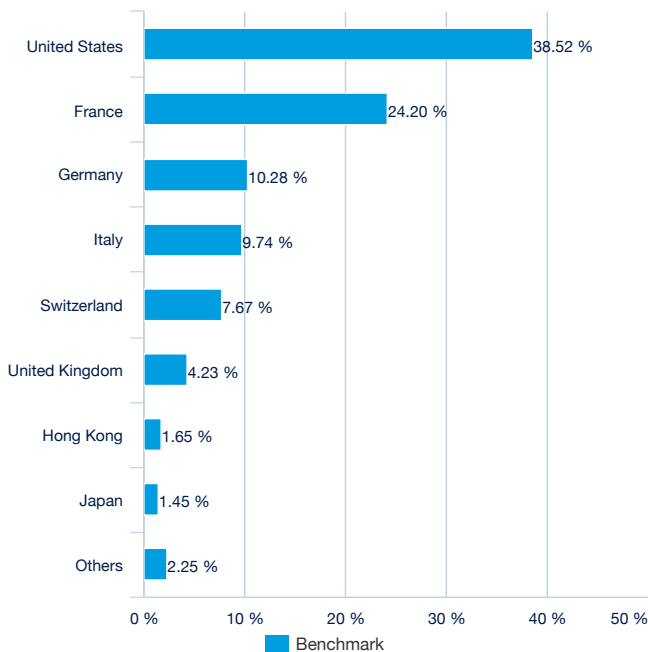
Information (Source: Amundi)

Asset class : **Equity**Exposure : **International**Benchmark index currency : **USD**Holdings : **80**

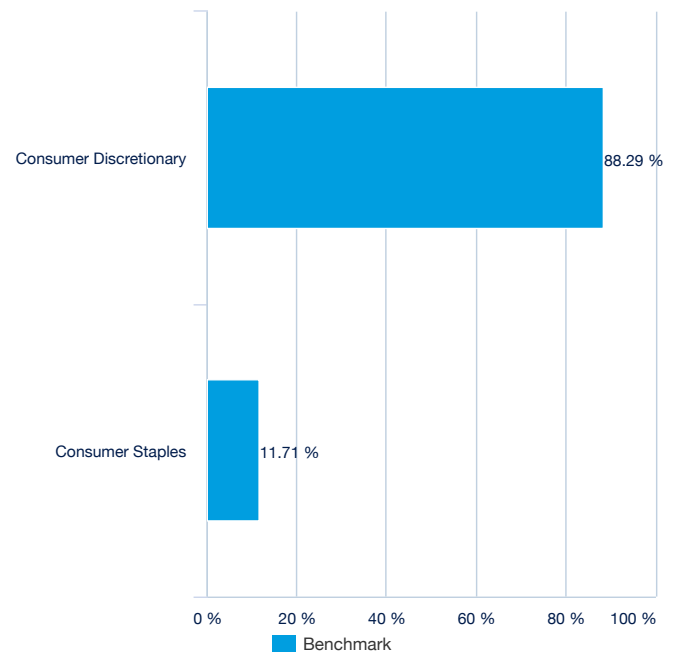
Top 10 benchmark holdings (source : Amundi)

	% of assets (Index)
HERMES INTERNATIONAL	10.01%
CIE FINANCIERE RICHEMO-A REG	7.67%
LVMH MOET HENNESSY LOUIS VUI	7.47%
FERRARI NV MILAN	6.69%
MERCEDES-BENZ GROUP AG	5.83%
MARRIOTT INTL-A	3.85%
NIKE INC -CL B	3.73%
BAYERISCHE MOTOREN WERKE AG	3.40%
DIAGEO PLC	3.39%
HILTON WORLDWIDE HOLDINGS IN	3.32%
Total	55.38%

Geographical breakdown (Source: Amundi)



Benchmark Sector breakdown (source : Amundi)





Principal characteristics (Source : Amundi)

Fund structure	SICAV under Luxembourg law
UCITS compliant	UCITS
Management Company	Amundi Luxembourg SA
Administrator	CACEIS Bank, Luxembourg Branch
Custodian	CACEIS Bank, Luxembourg Branch
Independent auditor	PRICEWATERHOUSECOOPERS LUXEMBOURG
Share-class inception date	31/01/2018
Date of the first NAV	18/02/2014
Share-class reference currency	USD
Classification	-
Type of shares	Accumulation
ISIN code	LU1681048713
Minimum investment to the secondary market	1 Share(s)
Frequency of NAV calculation	Daily
Management fees and other administrative or operating costs	0.25%
Fiscal year end	December

Listing data (source : Amundi)

Place	Hours	CCY	Mnemo	Bloomberg Ticker	Bloomberg iNAV	Reuters RIC	Reuters iNAV
BIVA	-	MXN	LUXU	LUXUN MM	-	-	-
London Stock Exchange	8:00 - 16:30	USD	LUXU	LUXU LN	-	LUXU.L	-
London Stock Exchange	8:00 - 16:30	GBX	LUXG	LUXG LN	-	LUXG.L	-
Six Swiss Exchange	9:00 - 17:30	USD	LUXU	LUXU SW	ILUXU	LUXU.S	ILUXUINAV.PA
Nyse Euronext Paris	9:05 - 17:35	USD	LUXU	LUXU FP	ILUXU	LUXU.PA	ILUXUINAV.PA

Contact

ETF Sales contact

France & Luxembourg	+33 (0)1 76 32 65 76
Germany & Austria	+49 (0) 800 111 1928
Italy	+39 02 0065 2965
Switzerland (German)	+41 44 588 99 36
Switzerland (French)	+41 22 316 01 51
United Kingdom	+44 (0) 20 7 074 9598
UNITED KINGDOM (Instit)	+44 (0) 800 260 5644
Netherlands	+31 20 794 04 79
Nordic countries	+46 8 5348 2271
Hong Kong	+65 64 39 93 50
Spain	+34 914 36 72 45

ETF Capital Markets contact

Téléphone	+33 (0)1 76 32 19 93
Bloomberg IB Chat	Capital Markets Amundi ETF Capital Markets Amundi HK ETF

ETF Market Makers contact

BNP Paribas	+33 (0)1 40 14 60 01
Kepler Cheuvreux	+33 (0)1 53 65 35 25

Amundi contact

Amundi ETF
90 bd Pasteur
CS 21564
75 730 Paris Cedex 15 - France
Hotline : +33 (0)1 76 32 47 74
info@amundiETF.com

Facilities Agent
Amundi (UK) Limited
41 Lothbury - London
EC2R 7HF - United Kingdom



Index Providers

THE AMUNDI S&P GLOBAL LUXURY SUB-FUND IS NOT SPONSORED, ENDORSED, SOLD OR PROMOTED BY STANDARD & POOR'S OR ITS AFFILIATES ("S&P"). S&P MAKES NO REPRESENTATION, CONDITION OR WARRANTY, EXPRESS OR IMPLIED, TO THE OWNERS OF THE SUB-FUND OR ANY MEMBER OF THE PUBLIC REGARDING THE ADVISABILITY OF INVESTING IN SECURITIES GENERALLY OR IN THE SUB-FUND PARTICULARLY OR THE ABILITY OF THE S&P 500 INDEX TO TRACK THE PERFORMANCE OF CERTAIN FINANCIAL MARKETS AND/OR SECTIONS THEREOF AND/OR OF GROUPS OF ASSETS OR ASSET CLASSES. S&P'S ONLY RELATIONSHIP BETWEEN S&P AND AMUNDI IS THE LICENSING OF CERTAIN TRADEMARKS AND TRADE NAMES AND OF THE S&P 500, WHICH IS DETERMINED, COMPOSED AND CALCULATED BY S&P WITHOUT REGARD TO AMUNDI OR THE SUB-FUND. S&P HAS NO OBLIGATION TO TAKE INTO CONSIDERATION THE NEEDS OF AMUNDI OR OF INVESTORS IN DETERMINING, COMPOSING OR CALCULATING THE S&P 500 INDEX. S&P IS NOT LIABLE FOR AND HAS NOT PARTICIPATED IN THE DETERMINATION OF THE SUB-FUND'S PRICES AND NAV, IN THE TIMING OF THE ISSUANCE OR SALE OF THE SUB-FUND OR IN THE DETERMINATION OR CALCULATION OF THE EQUATION BY WHICH THE FUND SHARES ARE CONVERTED INTO CASH. S&P HAS NO OBLIGATION OR LIABILITY IN CONNECTION WITH THE ADMINISTRATION, MARKETING, OR TRADING OF THE SUB-FUND.

S&P DOES NOT GUARANTEE THE ACCURACY AND/OR THE COMPLETENESS OF THE S&P 500 INDEX OR ANY DATA INCLUDED THEREIN AND S&P SHALL HAVE NO LIABILITY FOR ANY ERRORS, OMISSIONS, OR INTERRUPTIONS THEREIN. S&P MAKES NO WARRANTY, CONDITION OR REPRESENTATION, EXPRESS OR IMPLIED, AS TO RESULTS TO BE OBTAINED BY AMUNDI, INVESTORS, OR ANY OTHER PERSON OR ENTITY FROM THE USE OF THE S&P 500 INDEX OR ANY DATA INCLUDED THEREIN. S&P MAKES NO EXPRESS OR IMPLIED WARRANTIES, REPRESENTATIONS OR CONDITIONS, AND EXPRESSLY DISCLAIMS ALL WARRANTIES OR CONDITIONS OF MERCHANTABILITY OR FITNESS FOR A PARTICULAR PURPOSE OR USE AND ANY OTHER EXPRESS OR IMPLIED WARRANTY OR CONDITION WITH RESPECT TO THE S&P 500 INDEX OR ANY DATA INCLUDED THEREIN. WITHOUT LIMITING ANY OF THE FOREGOING, IN NO EVENT SHALL S&P HAVE ANY LIABILITY FOR ANY SPECIAL, PUNITIVE, INDIRECT, OR CONSEQUENTIAL DAMAGES (INCLUDING LOST PROFITS) RESULTING FROM THE USE OF THE S&P 500 OR ANY DATA INCLUDED THEREIN, EVEN IF NOTIFIED OF THE POSSIBILITY OF SUCH DAMAGES.

Important information

This document is of an informative, non-contractual and simplified nature. The main characteristics of the funds are mentioned in the legal documentation available on the AMF website or on request made to the main offices of the management company. The legal documentation will be sent to you prior to subscribing to a fund. The duration of the Fund is unlimited. To invest means to assume risks: the values of PPCVM stocks and shares are subject to market fluctuations and investments made may vary both upwards and downwards. Therefore, PPCVM subscribers may lose all or part of the capital initially invested. Any person interested in investing in an OPCVM should, preferably prior to subscription, to ensure this is in accordance with their pertaining legislation as well as the tax consequences of such an investment and have knowledge of the valid legal documents of each OPCVM. The source of the data contained in this document is Amundi, unless otherwise mentioned. The date of the data contained herein is that indicated in the MONTHLY REPORT, unless otherwise stated.