Amundi USD Emerging Markets Government Bond UCITS ETF EUR Hedged Dist

FACTSHEET

Marketing Communication

31/10/2026

BOND

IMPORTANT INFORMATION FOR INVESTORS IN FRANCE
INVESTORS ATTENTION IS DRAWN TO THE FACT THAT, IN THE OPINION OF THE FRENCH AUTHORITY OF FINANCIAL MARKETS, THIS UCITS FUND COMMUNICATES DISPROPORTIONAITLY ON THE CONSIDERATION OF NON-FINANCIAL CRITERIA IN ITS MANAGEMENT.

Key Information (Source: Amundi)

Net Asset Value (NAV) : **63.86 (EUR)**
NAV and AUM as of : **30/10/2026**
Assets Under Management (AUM) : **704.12 (million EUR)**
ISIN code : **LU1686831030**
Replication type : **Physical**
Benchmark : **100% JP MORGAN EMBI GLOBAL DIVERSIFIED SELECT INDEX**

Objective and Investment Policy

The objective of this Sub-Fund is to track the performance of Markit iBoxx USD Liquid Emerging Markets Sovereigns Mid Price TCA Index (the "Index"), and to minimize the tracking error between the net asset value of the Sub-Fund and the performance of the Index. The anticipated level of the tracking error, under normal market conditions is indicated in the prospectus of the Sub-Fund.

Risk & Reward Profile (SRRI) (Source: Fund Admin)

1	2	3	**4**	5	6	7

Lower risk, potentially lower rewards
Higher risk, potentially higher rewards

The SRRI represents the risk and return profile as presented in the Key Investor Information Document (KIID). The lowest category does not imply that there is no risk. The SRRI is not guaranteed and may change over time.

« Technical net asset values may be calculated and published for any calendar day (excluding Saturdays and Sundays) that is neither a business day nor a transaction day. These technical net asset values are merely indicative and will not be the basis for purchasing, switching, redeeming and/or transferring shares."

Returns (Source: Fund Admin) - Past performance does not predict future returns

Performances from 08/02/2024 to 30/10/2026 (Source : Fund Admin)

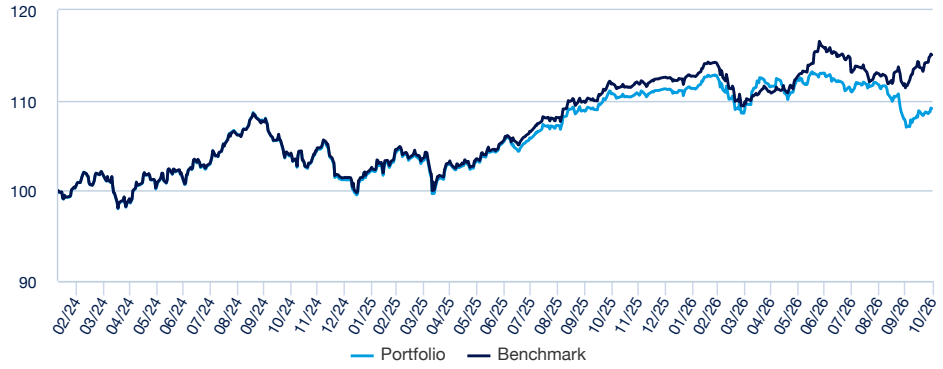

Cumulative returns* (Source: Fund Admin)

	YTD	1 month	3 months	1 year	3 years	5 years	Since
Since	31/12/2025	30/09/2026	31/07/2026	31/10/2025	-	-	08/02/2024
Portfolio	-1.95%	1.35%	-1.65%	-1.51%	-	-	9.11%
Benchmark	2.20%	3.28%	1.72%	2.83%	-	-	15.05%
Spread	-4.15%	-1.93%	-3.37%	-4.34%	-	-	-5.94%

Calendar year performance* (Source: Fund Admin)

	2025	2024	2023	2022	2021
Portfolio	9.93%	-	6.13%	-	-
Benchmark	10.92%	-	6.73%	-	-
Spread	-1.00%	-	-0.60%	-	-

** Source : Amundi. The above cover complete periods of 12 months for each calendar year.* ***Past performance is no predictor of current and future results and does not guarantee future yield*** *. Any losses or gains do not take into consideration any costs, commissions and fees incurred by the investor in the issue and buyout of the shares (e.g. taxes, brokerage fees or other commissions deducted by the financial intermediary). If performance is calculated in a currency other than the euro, any losses or gains generated can thereby be affected by exchange rate fluctuations (both upward and downward). The discrepancy accounts for the performance difference between the portfolio and the index.*

Risk indicators (Source: Fund Admin)

	1 year	Inception to date *
Portfolio volatility *	4.90%	6.08%
Benchmark volatility	4.81%	5.93%
Ex-post Tracking Error	3.92%	2.41%
Sharpe ratio	-0.74	0.10

* Volatility is a statistical indicator that measures an asset's variations around its average value. For example, market variations of +/- 1.5% per day correspond to a volatility of 25% per year. The higher the volatility, the higher the risk.
The Tracking Error indicator measures the performance's difference between the fund and the benchmark

Amundi USD Emerging Markets Government Bond UCITS ETF EUR Hedged Dist

FACTSHEET

Marketing Communication
31/10/2026

BOND

Meet the Team



Stéphanie Pless

Head of Fixed Income Index Management



Olivier Chatelot

Lead Portfolio Manager

Portfolio Data (Source: Amundi)

Information (Source: Amundi)

Asset class : **Bond**
Exposure : **International**
Benchmark index currency : **USD**

Holdings : **596**

Portfolio Indicators (Source: Fund Admin)

	Portfolio
Modified duration [1]	6.26
Average rating [2]	B+
Yield To Maturity	6.83%

[1] Modified duration (in points) estimates a bond portfolio's percentage price change for 1% change in yield.
[2] Based on cash bonds and CDS but excludes other types of derivatives

Portfolio Breakdown (Source: Amundi)

By maturity (Source: Amundi)

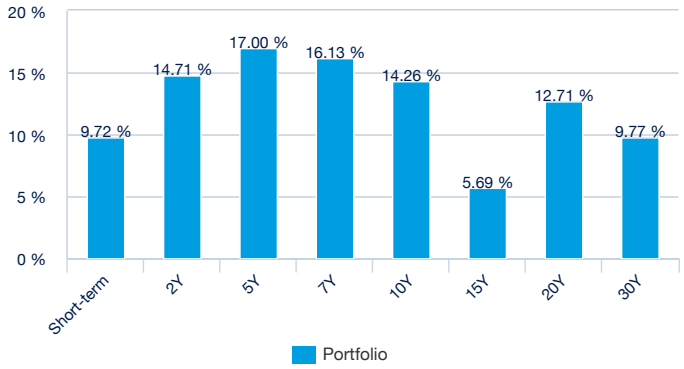

By rating (source : Amundi)

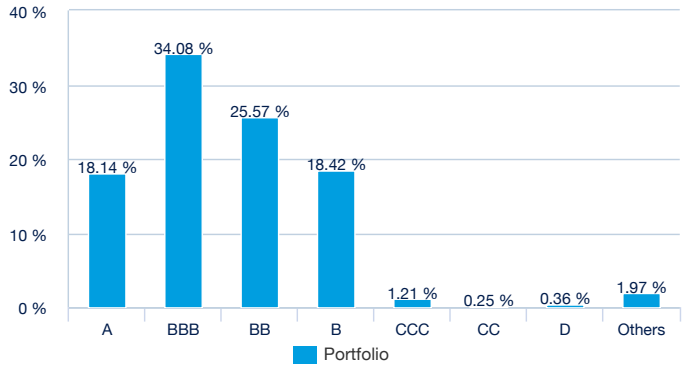

By issuer (Source: Amundi)

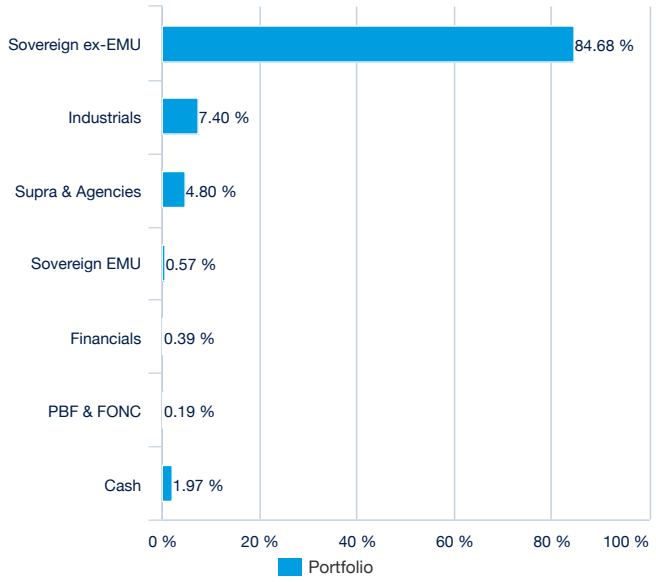

By country (source : Amundi)

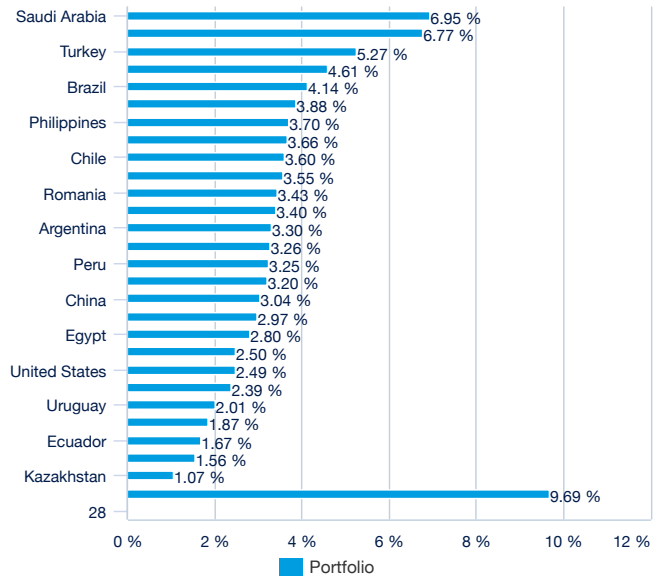

Amundi
Investment Solutions

Amundi Asset Management, SAS (French : Société par Actions Simplifiée) with a capital of 1 143 615 555 €
AMF approved Portfolio Management Company- GP number 04000036
Corporate address: 91-93, Boulevard Pasteur - 75015 Paris- France 437 574 452 RCS Paris

Amundi USD Emerging Markets Government Bond UCITS ETF EUR Hedged Dist

FACTSHEET

Marketing Communication
31/10/2026

BOND

Principal characteristics (Source : Amundi)

Fund structure	SICAV under Luxembourg law
UCITS compliant	UCITS
Management Company	Amundi Luxembourg SA
Administrator	CACEIS Bank, Luxembourg Branch
Custodian	CACEIS Bank, Luxembourg Branch
Independent auditor	DELOITTE AUDIT
Share-class inception date	08/02/2024
Date of the first NAV	08/02/2024
Share-class reference currency	EUR
Classification	-
Type of shares	Distribution
ISIN code	LU1686831030
Frequency of NAV calculation	Daily
Management fees and other administrative or operating costs	0.27%
Fiscal year end	September

Listing data (source : Amundi)

Place	CCY	Bloomberg Ticker	Bloomberg iNAV	Reuters RIC	Reuters iNAV
Euronext Milan	EUR	EMBHI IM	EMBHEIV	EMBH.MI	EMBHINAV=SOLA

ETF Market Makers contact

SG CIB	+33 (0)1 42 13 38 63
BNP Paribas	+44 (0) 207 595 1844

Index Providers

Important information

Note on the Fund management company and the fund
Sub-fund of the Luxembourg SICAV Amundi Index Solutions (the 'Sub-fund' or the 'Fund' and the 'SICAV'). The SICAV is an undertaking for collective investment in transferable securities existing under Part I of the Luxembourg law of 17 December 2010, organised as a société dinvestissement à capital variable and registered with the Luxembourg Trade and Companies Register under number B206810. The SICAV has its registered office at 5, allée Scheffer, L-2520 Luxembourg. The Sub-fund has been authorised for public sale by the Commission de Surveillance du Secteur Financier of Luxembourg and in France by the AMF. The SICAV has other Sub-funds which are described in the prospectus. Not all sub-funds will necessarily be registered or authorized for sale in jurisdictions of all investors.

The Fund is described in a Key Information Document (KID), or Key Investor Information Document (KIID) for UK investors, and prospectus. The Funds KID, or KIID for UK investors, must be made available to potential subscribers prior to subscription.
The Funds reference material (KIID, prospectus, annual and semi-annual reports) can be obtained from Amundi on request, or obtained via the amundietf.com website.
In the United Kingdom (the “UK”), this website is being issued by Amundi (UK) Limited, 77 Coleman Street, London EC2R 5BJ, UK. Amundi (UK) Limited is authorised and regulated by the Financial Conduct Authority (“FCA”) and entered on the FCA’s Financial Services Register under number 114503. This may be checked at https://register.fca.org.uk/ and further information of its authorisation is available on request. Each fund and its relevant sub-fund(s) under its respective fund range that is referred to in this website (each, a “Fund”) is a recognised collective investment scheme for the purposes of Section 264 of the Financial Services and Markets Act 2000 (the “FSMA”).
Potential investors in the UK should be aware that none of the protections afforded by the UK regulatory system will apply to an investment in a Fund and that compensation will not be available under the UK Financial Services Compensation Scheme.
Regarding Funds admitted on a regulated market, the listing is subject to a volatility control mechanisms to ensure that the ETF price does not deviate significantly from a reference price set by the listing rules of the relevant regulated market, notably through the implementation of a trading halt mechanism in case of significant deviation from this reference price.

The Fund offers no capital guarantee. Investors may not get back the full amount of their initial investment, particularly in the event that the benchmark index falls. Subscribing to a UCITS may involve risks. Potential investors are advised to read the Funds risk profile, which is described in detail in the prospectus. The amount that is reasonable to invest in the Fund will depend on the personal circumstances of each investor. To determine this amount, investors should take into account their financial situation, personal assets, and current and future requirements, as well as considering their willingness to accept risks or conversely their preference to invest cautiously. Investors are also strongly recommended to sufficiently diversify their investments so as to avoid being exposed solely to the risks of this Fund. Investors should therefore seek advice in this regard from their usual advisors (legal, tax, financial and/or accounting) before purchasing any units of the Fund.
The source of the data contained in this document is Amundi Asset Management unless otherwise stated.

Policy regarding portfolio transparency and warning on secondary market
The policy regarding portfolio transparency and information on the funds assets are available on amundietf.com. Shares purchased on the secondary market cannot usually be sold directly back to the fund. Investors must buy and sell shares on a secondary market with the assistance of an intermediary (e.g. a stockbroker) and may incur fees for doing so. Investors may pay more than the current net asset value when buying shares and may receive less than the current net asset value when selling them.