Amundi STOXX Europe Select Dividend 30 UCITS ETF Dist

FACTSHEET

Marketing Communication

31/10/2026

EQUITY

Objective and Investment Policy

This Sub-Fund is passively managed. The objective of this Sub-Fund is to track the performance of STOXX Europe Select Dividend 30 (the "Index"),and to minimize the tracking error between the net asset value of the Sub-Fund and the performance of the Index. The anticipated level of the tracking error, under normal market conditions, is indicated in the prospectus of the Sub-Fund. The Index is a Net Total Return Index: dividends net of tax paid by the index constituents are included in the Index return. The Index is an equity index representative of the stock-market performance of the large European companies that pay the most dividends in their respective countries, while minimising the volatility of the difference between the return of the Sub-Fund and the return of the Index. More information about the composition of the Index and its operating rules are available in the prospectus and at: www.qontigo.com. The Index value is available via Bloomberg (SD3R). The Sub-Fund will apply an Indirect Replication methodology to get exposition to the Index. The Sub-Fund will invest into a total return swap (financial derivative instrument) delivering the performance of the Index against the performance of the assets held. Derivatives are integral to the Sub-Fund's investment strategies. Updated composition of the Sub-Fund holdings is available on www.amundietf.com.

Performances from 31/10/2016 to 30/10/2026 (Source : Fund Admin)

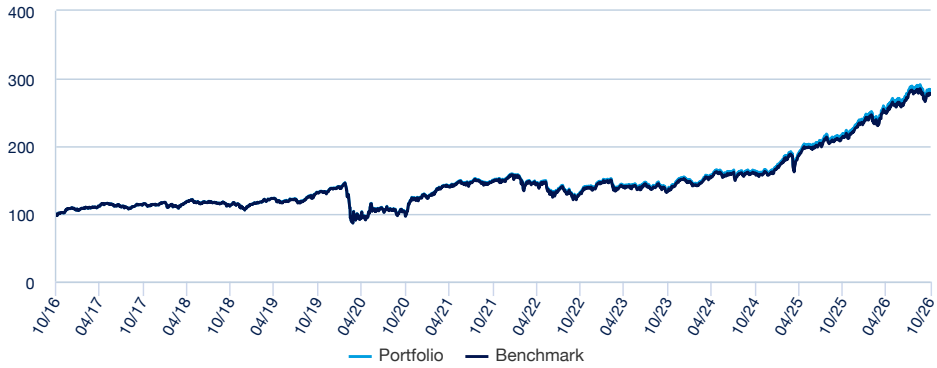

Risk indicators (Source: Fund Admin)

	1 year	3 years	5 years	Inception to date *
Portfolio volatility *	12.06%	13.22%	14.61%	19.86%
Benchmark volatility	12.05%	13.22%	14.61%	-
Ex-post Tracking Error	0.09%	0.11%	0.16%	-
Sharpe ratio	2.29	1.80	0.79	0.17

* Volatility is a statistical indicator that measures an asset's variations around its average value. For example, market variations of +/- 1.5% per day correspond to a volatility of 25% per year. The higher the volatility, the higher the risk.
The Tracking Error indicator measures the performance's difference between the fund and the benchmark

Cumulative returns* (Source: Fund Admin)

Since	YTD 31/12/2025	1 month 30/09/2026	3 months 31/07/2026	1 year 31/10/2025	3 years 31/10/2023	5 years 29/10/2021	Since 24/10/2006
Portfolio	20.76%	0.62%	-0.19%	29.67%	106.96%	89.85%	135.37%
Benchmark	20.69%	0.64%	-0.14%	29.64%	106.32%	87.55%	84.29%
Spread	0.08%	-0.02%	-0.05%	0.03%	0.64%	2.31%	51.08%

Morningstar rating ©

Morningstar Overall Rating © : **5 stars**
Morningstar Category © :
EAA FUND EUROPE EQUITY INCOME
Rating date : **31/10/2026**
Number of funds in the category : **283**

Calendar year performance* (Source: Fund Admin)

	2025	2024	2023	2022	2021	2020	2019	2018	2017	2016
Portfolio	43.35%	6.42%	10.71%	-10.15%	24.41%	-9.62%	26.27%	-4.26%	4.96%	5.95%
Benchmark	43.25%	6.21%	10.32%	-10.60%	24.09%	-9.83%	25.92%	-4.34%	4.91%	5.91%
Spread	0.10%	0.21%	0.39%	0.45%	0.32%	0.20%	0.35%	0.08%	0.06%	0.04%

** Source : Amundi. The above cover complete periods of 12 months for each calendar year.* ***Past performance is no predictor of current and future results and does not guarantee future yield*** *. Any losses or gains do not take into consideration any costs, commissions and fees incurred by the investor in the issue and buyout of the shares (e.g. taxes, brokerage fees or other commissions deducted by the financial intermediary). If performance is calculated in a currency other than the euro, any losses or gains generated can thereby be affected by exchange rate fluctuations (both upward and downward). The discrepancy accounts for the performance difference between the portfolio and the index.*

Amundi STOXX Europe Select Dividend 30 UCITS ETF Dist

FACTSHEET

Marketing Communication
31/10/2026

EQUITY

Risk & Reward Profile (SRRI) (Source: Fund Admin)



Lower risk, potentially lower rewards

Higher risk, potentially higher rewards

The SRRI represents the risk and return profile as presented in the Key Investor Information Document (KIID). The lowest category does not imply that there is no risk. The SRRI is not guaranteed and may change over time.

We have classified this product as 4 out of 7, which is a medium risk class. This rates the potential losses from future performance at a medium level, and poor market conditions could impact our capacity to pay you. Additional risks: Market liquidity risk could amplify the variation of product performances. This product does not include any protection from future market performance so you could lose some or all of your investment. Beside the risks included in the risk indicator, other risks may affect the Sub-Fund's performance. Please refer to the Amundi Index Solutions prospectus.

Characteristics (source: Amundi)

Net Asset Value (NAV)	**D : 24.75 EUR (30/10/2026)**
Assets Under Management (AUM)	**547.95 (million EUR ; 30/10/2026)**
ISIN code	**D : LU1812092168**
Replication type	**Synthetical**
Benchmark	**100% STOXX EUROPE SELECT DIVIDEND 30**
Type of shares	**Distribution**
Last coupon	1.3300 (EUR ; 09/12/2025)
Fund structure	SICAV under Luxembourg law
UCITS compliant	UCITS
Management Company	Amundi Luxembourg SA
Fund manager	08/02/2024: Amundi Asset Management
Primary Market Maker	BNP Paribas
Administrator	CACEIS Bank, Luxembourg Branch
Custodian	CACEIS Bank, Luxembourg Branch
Independent auditor	DELOITTE AUDIT
Sub-fund launch date	08/02/2024
Share-class inception date	08/02/2024
First NAV	(EUR ; 24/10/2006)
Sub-fund reference currency	EUR
Share-class reference currency	EUR
Minimum investment to the secondary market	1 Share(s)
Frequency of NAV calculation	Daily
Dealing times	Orders received each day D day before 6:00 pm
Fiscal year end	September
Performance fees	No
Benchmark index performance record	24/10/2006 : 100.00% STOXX EUROPE SELECT DIVIDEND 30

Amundi Asset Management, SAS (French : Société par Actions Simplifiée) with a capital of 1 143 615 555 €
AMF approved Portfolio Management Company- GP number 04000036
Corporate address: 91-93, Boulevard Pasteur - 75015 Paris- France 437 574 452 RCS Paris

Amundi STOXX Europe Select Dividend 30 UCITS ETF Dist

FACTSHEET

Marketing Communication
31/10/2026

EQUITY

Meet the Team



Sébastien Foy

Responsable de l'équipe de gestion - Indiciel Synthétique



Prince Akesse

Portfolio Manager



Moussa Thioye

Co-Portfolio Manager

Index Data (Source : Amundi)

Description of the Index

The Index is an equity index representative of the stock-market performance of the large European companies that pay the most dividends in their respective countries, while minimising the volatility of the difference between the return of the Sub-Fund and the return of the Index.

Information (Source: Amundi)

Asset class : **Equity**
Exposure : **Europe**

Holdings : **30**

Top 10 benchmark holdings (source : Amundi)

	% of assets (Index)
LEGAL & GENERAL GROUP PLC	6.26%
TELEPERFORMANCE PARIS	6.20%
B&M EUROPEAN VALUE RETAIL PL	5.61%
AKER BP ASA	5.10%
TAYLOR WIMPEY	4.39%
ABN AMRO BANK NV-CVA	4.09%
AEGON LTD AMSTERDAM	3.97%
INVESTEC PLC GBP	3.88%
ASR NEDERLAND NV	3.72%
NATWEST GROUP PLC	3.64%
Total	**46.86%**

For illustrative purposes only and not a recommendation to buy or sell securities.

Geographical breakdown (for illustrative purposes only - Source: Amundi)

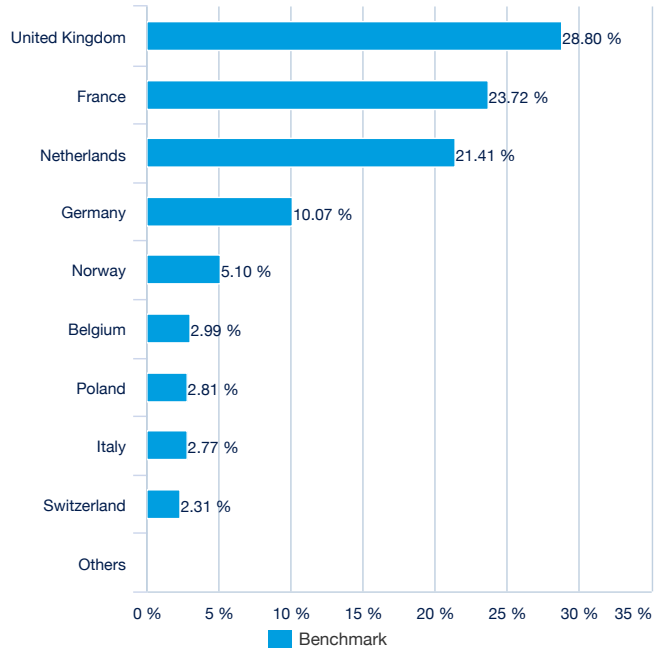

Benchmark Sector breakdown (for illustrative purposes only - Source : Amundi)

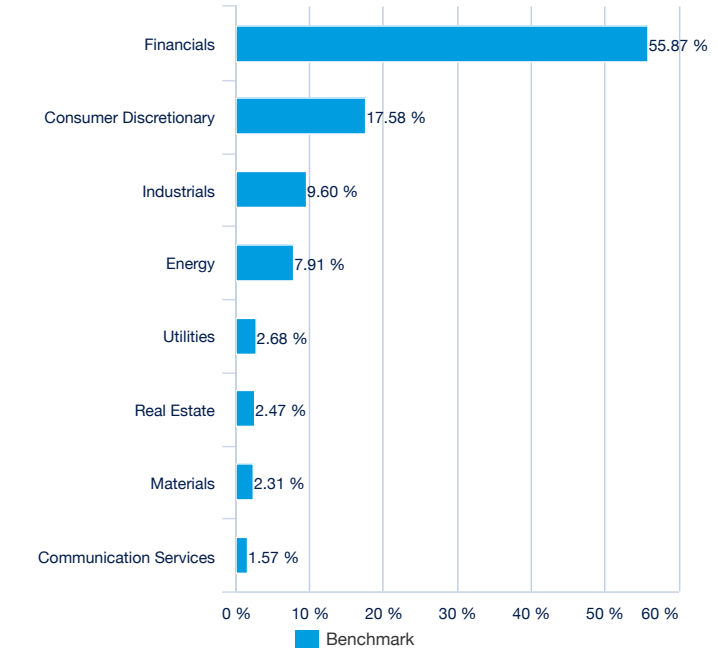

EQUITY

Listing data (source : Amundi)

Place	CCY	Bloomberg Ticker	Bloomberg iNAV	Reuters RIC	Reuters iNAV
Six Swiss Exchange	CHF	LYSEL SW	LYSELCIV	LYSEL.S	LYSELCHFINAV=SOLA
Deutsche Boerse (Xetra)	EUR	SELD GY	LYSELIV	SELD.DE	LYSELINAV=SOLA
Euronext Paris	EUR	SEL FP	LYSELIV	SEL.PA	LYSELINAV=SOLA
Euronext Milan	EUR	SEL IM	LYSELIV	SEL.MI	LYSELINAV=SOLA

Index Providers

STOXX and its licensors (the “Licensors”) have no relationship to the Amundi Asset Management, other than the licensing of the Index and the related trademarks for use in connection with the Subfund. STOXX and its Licensors do not : Sponsor, endorse, sell or promote the Subfund. Recommend that any person invest in the Subfund or any other securities. Have any responsibility or liability for or make any decisions about the timing, amount or pricing of Subfund. Have any responsibility or liability for the administration, management or marketing of the Subfund. Consider the needs of the Subfund or the owners of the Subfund in determining, composing or calculating the Index or have any obligation to do so. STOXX and its Licensors will not have any liability in connection with the Subfund. Specifically, STOXX and its Licensors do not make any warranty, express or implied and disclaim any and all warranty about : The results to be obtained by the Subfund, the owner of the Subfund or any other person in connection with the use of the Index and the data included in the Index ; The accuracy or completeness of the Index and its data; The merchantability and the fitness for a particular purpose or use of the Index and its data; STOXX and its Licensors will have no liability for any errors, omissions or interruptions in the Index or its data; Under no circumstances will STOXX or its Licensors be liable for any lost profits or indirect, punitive, special or consequential damages or losses, even if STOXX or its Licensors knows that they might occur. The licensing agreement between the Asset Manager and STOXX is solely for their benefit and not for the benefit of the owners of the Subfund or any other third parties.

Amundi Asset Management, SAS (French : Société par Actions Simplifiée) with a capital of 1 143 615 555 €
AMF approved Portfolio Management Company- GP number 04000036
Corporate address: 91-93, Boulevard Pasteur - 75015 Paris- France 437 574 452 RCS Paris

Important information

Note on the Fund management company and the fund
Sub-fund of the Luxembourg SICAV Amundi Index Solutions (the 'Sub-fund' or the 'Fund' and the 'SICAV'). The SICAV is an undertaking for collective investment in transferable securities existing under Part I of the Luxembourg law of 17 December 2010, organised as a société dinvestissement à capital variable and registered with the Luxembourg Trade and Companies Register under number B206810. The SICAV has its registered office at 5, allée Scheffer, L-2520 Luxembourg. The Sub-fund has been authorised for public sale by the Commission de Surveillance du Secteur Financier of Luxembourg and in France by the AMF. The SICAV has other Sub-funds which are described in the prospectus. Not all sub-funds will necessarily be registered or authorized for sale in jurisdictions of all investors.

The Fund is described in a Key Information Document (KID), or Key Investor Information Document (KIID) for UK investors, and prospectus. The Funds KID, or KIID for UK investors, must be made available to potential subscribers prior to subscription.
The Funds reference material (KIID, prospectus, annual and semi-annual reports) can be obtained from Amundi on request, or obtained via the amundietf.com website.
In the United Kingdom (the "UK"), this website is being issued by Amundi (UK) Limited, 77 Coleman Street, London EC2R 5BJ, UK. Amundi (UK) Limited is authorised and regulated by the Financial Conduct Authority ("FCA") and entered on the FCA's Financial Services Register under number 114503. This may be checked at https://register.fca.org.uk/ and further information of its authorisation is available on request. Each fund and its relevant sub-fund(s) under its respective fund range that is referred to in this website (each, a "Fund") is a recognised collective investment scheme for the purposes of Section 264 of the Financial Services and Markets Act 2000 (the "FSMA").
Potential investors in the UK should be aware that none of the protections afforded by the UK regulatory system will apply to an investment in a Fund and that compensation will not be available under the UK Financial Services Compensation Scheme.
Regarding Funds admitted on a regulated market, the listing is subject to a volatility control mechanisms to ensure that the ETF price does not deviate significantly from a reference price set by the listing rules of the relevant regulated market, notably through the implementation of a trading halt mechanism in case of significant deviation from this reference price.

The Fund offers no capital guarantee. Investors may not get back the full amount of their initial investment, particularly in the event that the benchmark index falls. Subscribing to a UCITS may involve risks. Potential investors are advised to read the Funds risk profile, which is described in detail in the prospectus. The amount that is reasonable to invest in the Fund will depend on the personal circumstances of each investor. To determine this amount, investors should take into account their financial situation, personal assets, and current and future requirements, as well as considering their willingness to accept risks or conversely their preference to invest cautiously. Investors are also strongly recommended to sufficiently diversify their investments so as to avoid being exposed solely to the risks of this Fund. Investors should therefore seek advice in this regard from their usual advisors (legal, tax, financial and/or accounting) before purchasing any units of the Fund.
The source of the data contained in this document is Amundi Asset Management unless otherwise stated.

Policy regarding portfolio transparency and warning on secondary market
The policy regarding portfolio transparency and information on the funds assets are available on amundietf.com. Shares purchased on the secondary market cannot usually be sold directly back to the fund. Investors must buy and sell shares on a secondary market with the assistance of an intermediary (e.g. a stockbroker) and may incur fees for doing so. Investors may pay more than the current net asset value when buying shares and may receive less than the current net asset value when selling them.

« Technical net asset values may be calculated and published for any calendar day (excluding Saturdays and Sundays) that is neither a business day nor a transaction day. These technical net asset values are merely indicative and will not be the basis for purchasing, switching, redeeming and/or transferring shares."