

# Amundi STOXX Europe 600 Basic Resources UCITS ETF Acc

EQUITY ■

FACTSHEET

Marketing  
Communication

31/03/2024

## Key Information (Source: Amundi)

Net Asset Value (NAV) : **87.22 ( EUR )**  
NAV and AUM as of : **28/03/2024**  
Assets Under Management (AUM) :  
**322.14 ( million EUR )**  
ISIN code : **LU1834983550**  
Replication type : **Synthetical**  
Benchmark :  
**100% STOXX EUROPE 600 BASIC RESOURCE E**

## Objective and Investment Policy

The objective of this Sub-Fund is to track the performance of STOXX Europe 600 Basic Resources Index (the "Index"), and to minimize the tracking error between the net asset value of the Sub-Fund and the performance of the Index. The anticipated level of the tracking error, under normal market conditions is indicated in the prospectus of the Sub-Fund.

## Risk & Reward Profile (SRRI) (Source: Fund Admin)

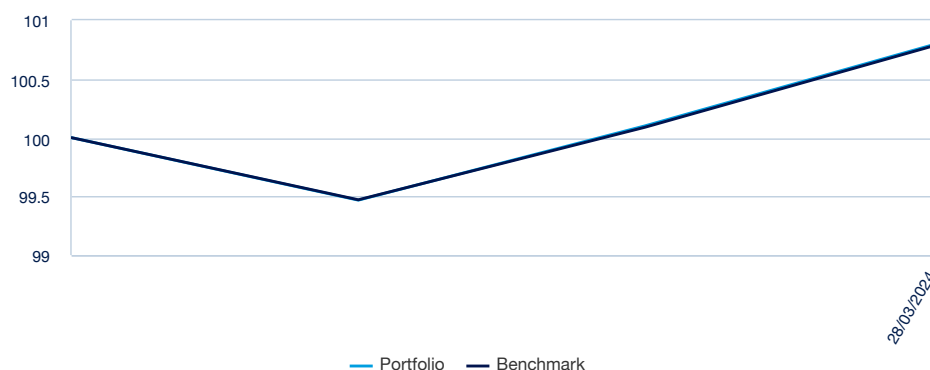
- Lower risk, potentially lower rewards
- Higher risk, potentially higher rewards

The SRRI represents the risk and return profile as presented in the Key Investor Information Document (KIID). The lowest category does not imply that there is no risk. The SRRI is not guaranteed and may change over time.

« Technical net asset values may be calculated and published for any calendar day (excluding Saturdays and Sundays) that is neither a business day nor a transaction day. These technical net asset values are merely indicative and will not be the basis for purchasing, switching, redeeming and/or transferring shares. »

## Returns (Source: Fund Admin) - Past performance does not predict future returns

### Performances from 25/03/2024 to 28/03/2024 (Source : Fund Admin)



### Risk indicators (Source: Fund Admin)

	1 year	3 years	Inception to date *
Portfolio volatility	24.11%	26.25%	33.33%
Benchmark volatility	24.09%	26.23%	33.30%
Ex-post Tracking Error	0.08%	0.08%	0.92%
Sharpe ratio	-0.12	0.10	0.09

\* Volatility is a statistical indicator that measures an asset's variations around its average value. For example, market variations of +/- 1.5% per day correspond to a volatility of 25% per year. The Tracking Error indicator measures the performance's difference between the fund and the benchmark

### Cumulative returns\* (Source: Fund Admin)

	YTD	1 month	3 months	1 year	3 years	5 years	Since
Since	29/12/2023	29/02/2024	29/12/2023	31/03/2023	31/03/2021	29/03/2019	24/08/2006
Portfolio	-4.53%	7.36%	-4.53%	-2.92%	11.97%	47.25%	89.87%
Benchmark	-4.46%	7.36%	-4.46%	-2.74%	12.62%	48.52%	83.31%
Spread	-0.07%	0.00%	-0.07%	-0.18%	-0.64%	-1.28%	6.56%

### Calendar year performance\* (Source: Fund Admin)

	2023	2022	2021	2020	2019
Portfolio	-2.07%	-	-	-	-
Benchmark	-1.94%	-	-	-	-
Spread	-0.14%	-	-	-	-

\* Source : Amundi. The above cover complete periods of 12 months for each calendar year. Past performance is no predictor of current and future results and does not guarantee future yield. Any losses or gains do not take into consideration any costs, commissions and fees incurred by the investor in the issue and buyout of the shares (e.g. taxes, brokerage fees or other commissions deducted by the financial intermediary). If performance is calculated in a currency other than the euro, any losses or gains generated can thereby be affected by exchange rate fluctuations (both upward and downward). The discrepancy accounts for the performance difference between the portfolio and the index.

## Meet the Team

**Sébastien Foy**

Responsable de l'équipe de gestion - Indiciel Synthétique

**Moussa Thioye**

Portfolio Manager

**Sébastien Venail**

Co-Portfolio Manager

## Index Data (Source : Amundi)

## Description of the Index

The index is a market cap weighted index designed to represent the performance of securities from the STOXX Europe 600 Index (the "Initial Universe") that belong to the basic resources supersector as defined by the Industry Classification Benchmark ("ICB"). The Initial Universe provides exposure to the performance of the 600 most liquid large, mid and small caps stocks covering developed markets in Europe.

## Information (Source: Amundi)

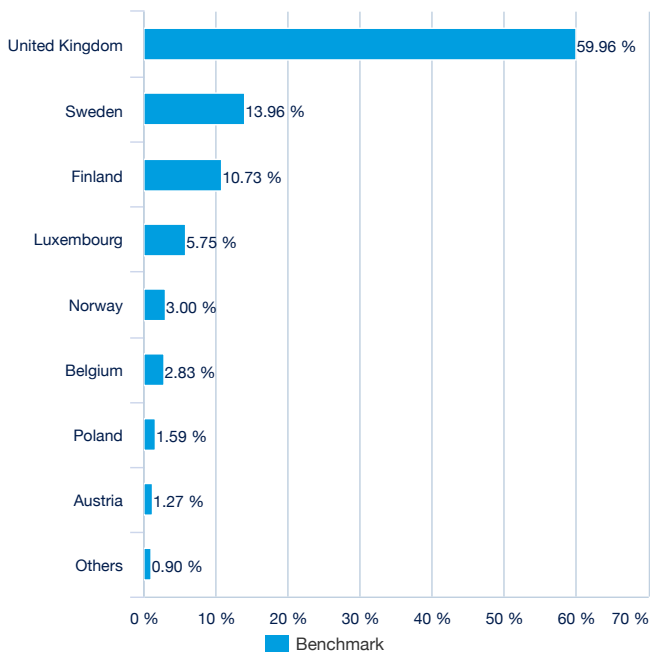
Asset class : **Equity**  
Exposure : **Europe**

Holdings : **18**

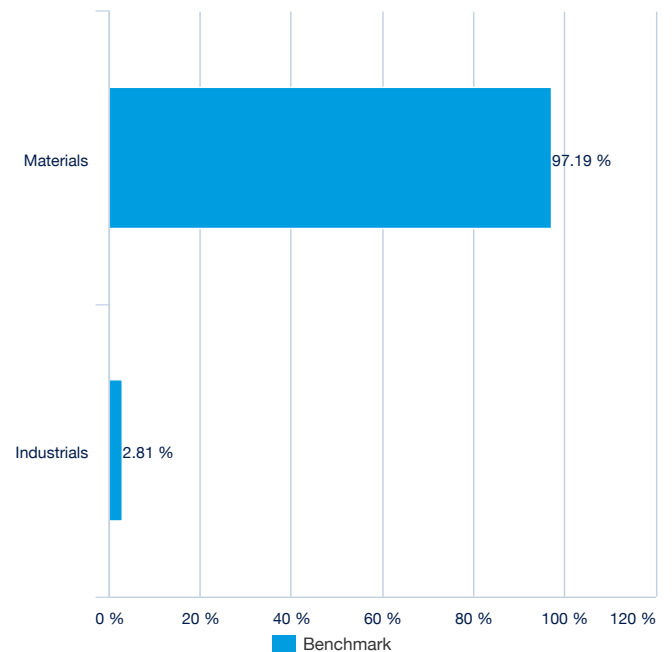
## Top 10 benchmark holdings (source : Amundi)

	% of assets (Index)
RIO TINTO PLC (GBR)	27.73%
GLENCORE PLC-GBP	15.65%
ANGLO AMERICAN (GBP)	12.51%
UPM-KYMMENE OYJ	7.26%
ARCELORMITTAL AMSTERDAM	5.75%
ANTOFAGASTA PLC	4.07%
SVENSKA CELLULOSA AB	3.48%
STORA ENSO OYJ-R SHS	3.48%
BOLIDEN AB	3.10%
NORSK HYDRO	3.00%
<b>Total</b>	<b>86.02%</b>

## Geographical breakdown (Source: Amundi)



## Benchmark Sector breakdown (source : Amundi)



## EQUITY ■

## Principal characteristics (Source : Amundi)

Fund structure	SICAV under Luxembourg law
UCITS compliant	UCITS
Management Company	Amundi Luxembourg SA
Administrator	SOCIETE GENERALE LUXEMBOURG
Custodian	SOCIETE GENERALE LUXEMBOURG
Independent auditor	PRICEWATERHOUSECOOPERS LUXEMBOURG
Share-class inception date	21/03/2024
Date of the first NAV	24/08/2006
Share-class reference currency	EUR
Classification	-
Type of shares	Accumulation
ISIN code	LU1834983550
Minimum investment to the secondary market	1 Share(s)
Frequency of NAV calculation	Daily
Management fees and other administrative or operating costs	0.30%
Fiscal year end	September

## Listing data (source : Amundi)

Place	Hours	CCY	Mnemo	Bloomberg Ticker	Bloomberg iNAV	Reuters RIC	Reuters iNAV
Deutsche Börse	-	EUR	LBRE	LRBE GY	BREINAV=SOLA	LBRE.DE	BREIV
Borsa Italiana	-	EUR	BRES	BRES IM	BREINAV=SOLA	BRES.MI	BREIV
Six Swiss Exchange	-	EUR	LYBRE	BREINAV=SOLA	BREINAV=SOLA	LYBRE.S	BREIV
Nyse Euronext Amsterdam	-	EUR	BRES	BRES FP	BREINAV=SOLA	BRES.PA	BREIV

## Contact

## ETF Sales contact

France & Luxembourg	+33 (0)1 76 32 65 76
Germany & Austria	+49 (0) 800 111 1928
Italy	+39 02 0065 2965
Switzerland (German)	+41 44 588 99 36
Switzerland (French)	+41 22 316 01 51
United Kingdom	+44 (0) 20 7 074 9598
UNITED KINGDOM (Instit)	+44 (0) 800 260 5644
Netherlands	+31 20 794 04 79
Nordic countries	+46 8 5348 2271
Hong Kong	+65 64 39 93 50
Spain	+34 914 36 72 45

## ETF Capital Markets contact

Téléphone	+33 (0)1 76 32 19 93
Bloomberg IB Chat	Capital Markets Amundi ETF Capital Markets Amundi HK ETF

## ETF Market Makers contact

BNP Paribas	+33 (0)1 40 14 60 01
Kepler Cheuvreux	+33 (0)1 53 65 35 25

## Amundi contact

**Amundi ETF**  
90 bd Pasteur  
CS 21564  
75 730 Paris Cedex 15 - France  
**Hotline :** +33 (0)1 76 32 47 74  
info@amundiETF.com

**Facilities Agent**  
Amundi (UK) Limited  
41 Lothbury - London  
EC2R 7HF - United Kingdom

## Index Providers

STOXX Ltd., Deutsche Börse Group and their licensors, research partners or data providers have no relationship to the Amundi Asset Management (the "Licensee"), other than the licensing of the Licensee to STOXX Europe 600 Basic Resources Index (the "Index") and the related trademarks. iSTOXX indices are tailored to a customer request or market requirement based on an individualized rule book which is not integrated into the STOXX Global index family.

STOXX, Deutsche Börse Group and their licensors, research partners or data providers do not:

- sponsor, endorse, sell or promote the Licensee to insert product designation.
- recommend that any person invest in the Sub-Fund or any other securities.
- have any responsibility or liability for or make any decisions about the timing, amount or pricing of the Sub-Fund.
- have any responsibility or liability for the administration, management or marketing of the Sub-Fund.
- consider the needs of the Sub-Fund or the owners of the Sub-Fund in determining,
- composing or calculating the Index or have any obligation to do so.

STOXX, Deutsche Börse Group and their licensors, research partners or data providers give no warranty, and exclude any liability (whether in negligence or otherwise), in connection with the Sub-Fund or their performance.

STOXX does not assume any contractual relationship with the purchasers of the Sub-Fund or any other third parties.

Specifically, STOXX, Deutsche Börse Group and their licensors, research partners or data providers do not give any warranty, express or implied, and exclude any liability about:

- The results to be obtained by the Sub-Fund, the owner of the Sub-Fund or any other person in connection with the use of the Index and the data included in the Index;
- The accuracy, timeliness, and completeness of the Index and its data;
- The merchantability and the fitness for a particular purpose or use of the Index and its data;
- The performance of the Fund generally STOXX, Deutsche Börse Group and their licensors, research partners or data providers give no warranty and exclude any liability, for any errors, omissions or interruptions in the Index or its data;

Under no circumstances will STOXX, Deutsche Börse Group or their licensors, research partners or data providers be liable (whether in negligence or otherwise) for any lost profits or indirect, punitive, special or consequential damages or losses, arising as a result of such errors, omissions or interruptions in the Index or its data or generally in relation to the Sub-Fund, even in circumstances where STOXX, Deutsche Börse Group or their licensors, research partners or data providers are aware that such loss or damage may occur. The licensing Agreement between the Licensee and STOXX is solely for their benefit and not for the benefit of the owners of the Sub-Fund or any other third parties.

## Important information

This document is of an informative, non-contractual and simplified nature. The main characteristics of the funds are mentioned in the legal documentation available on the AMF website or on request made to the main offices of the management company. The legal documentation will be sent to you prior to subscribing to a fund. The duration of the Fund is unlimited. To invest means to assume risks: the values of PPCVM stocks and shares are subject to market fluctuations and investments made may vary both upwards and downwards. Therefore, POCVM subscribers may lose all or part of the capital initially invested. Any person interested in investing in an OPCVM should, preferably prior to subscription, to ensure this is in accordance with their pertaining legislation as well as the tax consequences of such an investment and have knowledge of the valid legal documents of each OPCVM. The source of the data contained in this document is Amundi, unless otherwise mentioned. The date of the data contained herein is that indicated in the MONTHLY REPORT, unless otherwise stated.