

# Lyxor MSCI Turkey UCITS ETF - Acc

Ticker: TURL LN

## 1. FUND INFORMATION

### Description

Lyxor Asset Management Group ("Lyxor") was founded in 1998 and comprises two subsidiaries (1) (2) of Société Générale group. Lyxor benefits from the expertise of 600 professionals across the wealth management world, advising EUR 117.6 billion\* in assets. Lyxor offers bespoke asset management services, capitalising on its know-how in ETFs and indexing, Alternative and Multi Management, and Absolute Performance and Solutions. As one of the most experienced players on the market, Lyxor ETF is Europe's number three provider of ETFs (number two in terms of liquidity (3)), with AuM of more than EUR 49.8 billion\*. With 220 ETFs listed on 13 financial marketplaces, Lyxor ETF provides investors with varied investment solutions enabling them to diversify their allocation across the entire spectrum of asset classes (equities, bonds, money market instruments and commodities via forward financial instruments). Demonstrating its commitment to high-quality ETFs, in 2011, Lyxor ETF implemented an ETF quality charter with the aim of ensuring that each ETF it offers complies with the strictest requirements in terms of replication quality, risk monitoring, liquidity and transparency. [www.lyxoretf.com](http://www.lyxoretf.com)

### Investment objective

The Lyxor MSCI Turkey UCITS ETF - Acc is a UCITS compliant exchange traded fund that aims to track the MSCI Turkey Net Total Return Index. The index is designed to represent the performance of the large and mid cap segments of the Turkish market, covering about 85% of the Turkish equity universe. The full index methodology is available at [www.msci.com](http://www.msci.com).

### Risk Factors

It is important for potential investors to evaluate the risks described below and in the fund prospectus which can be found on [www.lyxoretf.com](http://www.lyxoretf.com)

**CAPITAL AT RISK:** ETFs are tracking instruments. Their risk profile is similar to a direct investment in the Underlying Index. Investors' capital is fully at risk and investors may not get back the amount originally invested.

**REPLICATION RISK:** The fund objectives might not be reached due to unexpected events on the underlying markets which will impact the index calculation and the efficient fund replication.

**COUNTERPARTY RISK:** Investors are exposed to risks resulting from the use of an OTC Swap with Societe Generale. In-line with UCITS guidelines, the exposure to Societe Generale cannot exceed 10% of the total fund assets. Physically replicated ETFs may have counterparty risk resulting from the use of a Securities Lending Programme.

**UNDERLYING RISK:** The Underlying Index of a Lyxor ETF may be complex and volatile. When investing in commodities, the Underlying Index is calculated with reference to commodity futures contracts exposing the investor to a liquidity risk linked to costs such as cost of carry and transportation. ETFs exposed to Emerging Markets carry a greater risk of potential loss than investment in Developed Markets as they are exposed to a wide range of unpredictable Emerging Market risks.

**CURRENCY RISK:** ETFs may be exposed to currency risk if the ETF is denominated in a currency different to that of the Underlying Index they are tracking. This means that exchange rate fluctuations could have a negative or positive effect on returns.

**LIQUIDITY RISK:** Liquidity is provided by registered market-makers on the respective stock exchange where the ETF is listed, including Societe Generale. On-exchange liquidity may be limited as a result of a suspension in the underlying market represented by the Underlying Index tracked by the ETF; a failure in the systems of one of the relevant stock exchanges, Societe Generale or other market-maker systems; or an abnormal trading situation or event.

Ticker	TURL LN
Fund Type	SICAV
UCITS compliant	Yes
ISIN	LU1900067601
UKFRS	Yes
Replication method	Indirect (Swap Based)
Full ownership of fund assets	Yes
Share Class Currency	EUR
Inception Date	11/08/2006
Nav per share at inception (EUR)	29.7362
Total Expense Ratio p.a.**	0.45%
Currency risk	Yes
NAV per Share (EUR)	20.72
Share AUM (M EUR)	60.86
Total Fund Assets (M EUR)	60.86
Umbrella (M EUR)	48,123.44
Minimum Investment (Share)	1
Income treatment	Capitalisation

### Trading Information

Place	Opening Hours (GMT)	Currency	Ticker Bloomberg	RIC Reuters
XETRA*	08:00 / 16:30	EUR	LTUR GY	LTUR.DE
SIX Swiss Exchange	08:00 / 16:20	EUR	LYTUR SW	LYTUR.S
NYSE Euronext Paris	08:00 / 16:30	EUR	TUR FP	LTUR.PA
Borsa Italiana (Milano)	08:00 / 16:30	EUR	TUR IM	LTUR.MI
LSE	08:00 / 16:30	GBP	TURL LN	LYTUR.LL
LSE	08:00 / 16:30	USD	TURU LN	TURU.L
BERNE STOCK EXCHANGE	08:00 / 16:30	EUR	LYTUR BW	LYTUR.BN

\* First Listing Place of this share class

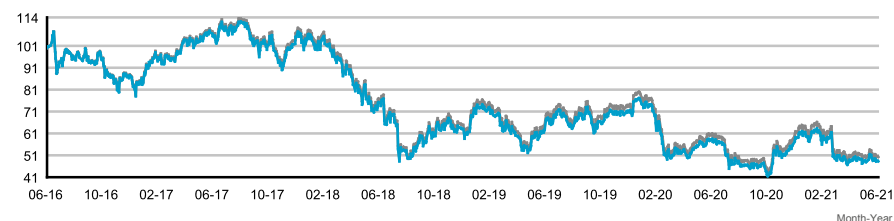
Full name	MSCI Turkey Net Total Return Index
Exposure	Eastern Europe
Asset Class	Equity
Index type	Net Total Return
Currency	USD
Index Reuters RIC	.dMITR00000NUS
Index Bloomberg ticker	NDEUTUR
Further information	<a href="http://www.msci.com">www.msci.com</a>

Source: Bloomberg, Lyxor AM, to 30th June 2021

## 2. Index information

Base 100 performance

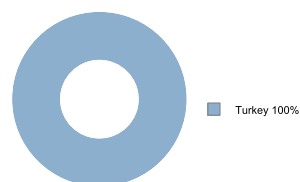
Source: Bloomberg, Lyxor AM, to 30th June 2021



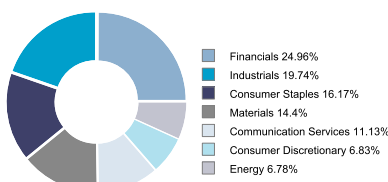
PAST PERFORMANCE IS NOT A RELIABLE INDICATOR OF FUTURE RETURNS

Source: Bloomberg, Lyxor AM, to Jun 30, 2021

### Index Geographical Allocation



### Index Sector Allocation



## 3. ETF Performances

### Lyxor MSCI Turkey UCITS ETF - Acc

	1 Month	3 Months	6 Months	3 Years	5 Years
Lyxor MSCI Turkey UCITS ETF - Acc	-0.59%	-1.04%	-17.92%	-35.63%	-51.78%
Benchmark (EUR)	-0.70%	-1.37%	-18.30%	-34.50%	-49.81%
Tracking Difference	0.11%	0.33%	0.38%	-1.13%	-1.97%

	YTD	2020	2019	2018	2017
Lyxor MSCI Turkey UCITS ETF - Acc	-17.92%	-16.98%	12.25%	-39.90%	20.28%
Benchmark (EUR)	-18.30%	-16.30%	13.12%	-39.12%	21.58%
Tracking Difference	0.38%	-0.68%	-0.87%	-0.78%	-1.30%
Tracking Error	-	0.06%	0.05%	0.06%	0.04%

	30/06/2021	30/06/2020	28/06/2019	29/06/2018	30/06/2017	30/06/2016
Lyxor MSCI Turkey UCITS ETF - Acc	-17.56%	-6.80%	-16.22%	-29.12%	5.70%	
Benchmark (EUR)	-17.61%	-6.07%	-15.36%	-28.22%	6.75%	
Tracking Difference	0.05%	-0.73%	-0.86%	-0.90%	-1.06%	

Source: Bloomberg, Lyxor AM, to 30th June 2021

PAST PERFORMANCE IS NOT A RELIABLE INDICATOR OF FUTURE RETURNS

### Top ten constituents

Bim Birlesik Magazalar As	16.17%
Eregli Demir Ve Celik Fabrik	14.40%
Turkcell Iletisim Hizmet As	11.13%
Turkiye Garanti Bankasi	10.95%
Akbank T.A.S.	9.41%
Koc Holding As	7.97%
Ford Otomotiv Sanayi As	6.83%
Tupras-Turkiye Petrol Rafine	6.78%
Turk Sise Ve Cam Fabrikalari	6.02%
Aselsan Elektronik Sanayi	5.75%

Performance gap = Simulated perf - [(1+Index perf)/(1+Interest rate perf)-1]

\*\* The fund's performance track record is that of Lyxor MSCI Turkey UCITS ETF OLD until 03/14/2019. This fund was absorbed by Lyxor MSCI Turkey UCITS ETF on 03/14/2019.

	From	To
DJ Turkey Titans 20	11/08/2006	15/04/2011
Dow Jones Turkey Titans 20 Total Return Index	15/04/2011	05/12/2018
USD		
MSCI Turkey Net Total Return Index	05/12/2018	

Performance gap = Simulated perf - [(1+Index perf)/(1+Interest rate perf)-1]

\*\* The fund's performance track record is that of Lyxor MSCI Turkey UCITS ETF OLD until 03/14/2019. This fund was absorbed by Lyxor MSCI Turkey UCITS ETF on 03/14/2019.

	Since inception		
	1Y	3Y	5Y
Sharpe ratio		-0.10	
Fund volatility	34.26%	34.62%	31.84%
Benchmark volatility	34.24%	34.60%	31.78%
Sharpe ratio	-0.46	-0.38	-0.41

**IMPORTANT INFORMATION FOR INVESTORS**

Parties entering into transactions (such as a derivative or financing transaction) or investing in financial instruments that use an index or a variable interest rate (benchmark) are exposed to the risk that:

(1) such benchmark may be subject to methodological or other changes which could affect the value of the relevant transaction; or

(2) (i) may become not compliant with applicable laws and regulations (such as the European Benchmark Regulation), (ii) may cease to be published (possible cessation of LIBOR publication or planned cessation of EONIA both after December 2021), or (iii) the supervisor or administrator of any such benchmark may make a statement that the relevant benchmark is no longer representative, and as a consequence the relevant benchmark may be replaced by another benchmark which may have an adverse and material impact on the economics of the relevant transactions.

You should conduct your own independent investigation and analysis of the potential consequences of any relevant risks such as those mentioned above, particularly in light of the ongoing industry initiatives related to the development of alternative reference rates and the update of the relevant market standard documentation.

**INVESTOR'S NOTICE**

\*\*The Total Expense Ratio (TER) covers all costs incurred by the Management Company to manage the underlying assets. It comprises a Management Fee and Structural Costs described as follows. The Management Fee represents the compensation for the Management Company services. The Structural Costs represent the custodian fee, the administrative fee, the audit fee and all other operating costs that will be paid by the Management Company to operate the funds.

**THIS DOCUMENT IS INTENDED FOR RETAIL CLIENTS IN THE UK ONLY**

This factsheet is issued by Lyxor International Asset Management (Lyxor ETF), société par actions simplifiée having its registered office at Tours Société Générale, 17 cours Valmy, 92800 Puteaux (France), 418 862 215 RCS Nanterre, is authorized and regulated by the Autorité des Marchés Financiers (AMF) under the UCITS Directive and the AIFM Directive (2011/31/EU). Lyxor ETF is represented in the UK by Lyxor Asset Management UK LLP, which is authorised and regulated by the Financial Conduct Authority in the UK under Registration Number 435658.

The product described within this document is not suitable for everyone. Investors' capital is at risk. Investors should not deal in this product unless they understand its nature and the extent of their exposure to risk. The value of the product can go down as well as up and can be subject to volatility due to factors such as price changes in the underlying instrument and interest rates. Prior to any investment in this product, you should make your own appraisal of the risks from a financial, legal and tax perspective, without relying exclusively on the information provided by us. We recommend that you consult your own independent professional advisors. The ETF may be denominated in a currency different to that of the index that it tracks, which means that exchange rate fluctuations could have a negative effect on returns. The securities can be neither offered nor transferred in the United States. Lyxor ETF referred to in this document is an open-ended mutual investment fund established under French Law and approved by the Autorité des Marchés Financiers (the French Financial Markets Authority). The fund is UCITS compliant and is recognised under S.264 of the Financial Services and Markets Act 2000 and may be promoted to retail investors in the UK.

All gains on the sale of Lyxor ETFs shares and dividend distributions made by Lyxor ETFs may be subject to tax on the basis of applicable tax regulations. Investors must seek their own tax advice for any further information. Any statement in relation to tax, where made, is generic and non-exhaustive and is based on our understanding of the laws and practice in force as of the date of this document and is subject to any changes in law and practice and the interpretation and application thereof, which changes could be made with retroactive effect. Any such statement must not be construed as tax advice and must not be relied upon. The tax treatment of investments will, amongst other things, depend on an individual's circumstances. Investors must consult with an appropriate professional tax adviser to ascertain for themselves the taxation consequences of acquiring, holding and/or disposing of any investments mentioned in this factsheet.

The index referred to herein (the "Index") is not sponsored, approved or sold by Société Générale or Lyxor International Asset Management ("Lyxor ETF"). Société Générale and Lyxor ETF shall not assume any responsibility in this respect.