

Amundi STOXX Europe 600 Banks UCITS ETF Dist

FACTSHEET

Marketing
Communication

30/06/2024

EQUITY ■

Key Information (Source: Amundi)

Net Asset Value (NAV) : **46.43 (EUR)**
 NAV and AUM as of : **28/06/2024**
 Assets Under Management (AUM) :
867.72 (million EUR)
 ISIN code : **LU2082996112**
 Replication type : **Synthetical**
 Benchmark :
100% STOXX EUROPE 600 / BANKS (CAPPED)

Objective and Investment Policy

The objective of this Sub-Fund is to track the performance of STOXX® Europe 600 Banks index (the "Index"), and to minimize the tracking error between the net asset value of the Sub-Fund and the performance of the Index. The anticipated level of the tracking error, under normal market conditions is indicated in the prospectus of the Sub-Fund.

Risk & Reward Profile (SRRI) (Source: Fund Admin)

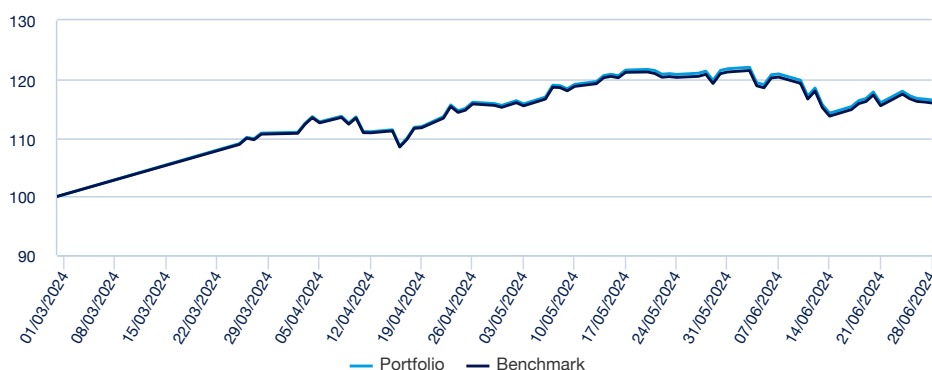
- ▶ Lower risk, potentially lower rewards
- ▶ Higher risk, potentially higher rewards

The SRRI represents the risk and return profile as presented in the Key Investor Information Document (KIID). The lowest category does not imply that there is no risk. The SRRI is not guaranteed and may change over time.

« Technical net asset values may be calculated and published for any calendar day (excluding Saturdays and Sundays) that is neither a business day nor a transaction day. These technical net asset values are merely indicative and will not be the basis for purchasing, switching, redeeming and/or transferring shares. »

Returns (Source: Fund Admin) - Past performance does not predict future returns

Performances from 29/02/2024 to 28/06/2024 (Source : Fund Admin)



Risk indicators (Source: Fund Admin)

	1 year	3 years	Inception to date *
Portfolio volatility	14.85%	22.67%	24.35%
Benchmark volatility	14.81%	22.63%	24.32%
Ex-post Tracking Error	0.21%	0.23%	0.21%
Sharpe ratio	1.92	0.78	1.31

* Volatility is a statistical indicator that measures an asset's variations around its average value. For example, market variations of +/- 1.5% per day correspond to a volatility of 25% per year. The Tracking Error indicator measures the performance's difference between the fund and the benchmark

Cumulative returns* (Source: Fund Admin)

	YTD	1 month	3 months	1 year	3 years	5 years	Since
Since	29/12/2023	31/05/2024	28/03/2024	30/06/2023	30/06/2021	-	24/09/2020
Portfolio	20.28%	-4.37%	5.09%	32.29%	70.38%	-	188.50%
Benchmark	19.82%	-4.35%	4.81%	31.90%	68.85%	-	186.07%
Spread	0.46%	-0.02%	0.28%	0.39%	1.52%	-	2.43%

Calendar year performance* (Source: Fund Admin)

	2023	2022	2021	2020	2019
Portfolio	26.75%	-	-	-	-
Benchmark	26.46%	-	-	-	-
Spread	0.29%	-	-	-	-

* Source : Amundi. The above cover complete periods of 12 months for each calendar year. Past performance is no predictor of current and future results and does not guarantee future yield. Any losses or gains do not take into consideration any costs, commissions and fees incurred by the investor in the issue and buyout of the shares (e.g. taxes, brokerage fees or other commissions deducted by the financial intermediary). If performance is calculated in a currency other than the euro, any losses or gains generated can thereby be affected by exchange rate fluctuations (both upward and downward). The discrepancy accounts for the performance difference between the portfolio and the index.

EQUITY

Meet the Team



Sébastien Foy

Responsable de l'équipe de gestion - Indiciel Synthétique



Hamid Drali

Portfolio Manager



Sébastien Venail

Co-Portfolio Manager

Index Data (Source : Amundi)

Description of the Index

The index is a market cap weighted index designed to represent the performance of securities from the STOXX Europe 600 Index (the "Initial Universe") that belong to the banks supersector as defined by the Industry Classification Benchmark ("ICB"). The Initial Universe provides exposure to the performance of the 600 most liquid large, mid and small caps stocks covering developed markets in Europe.

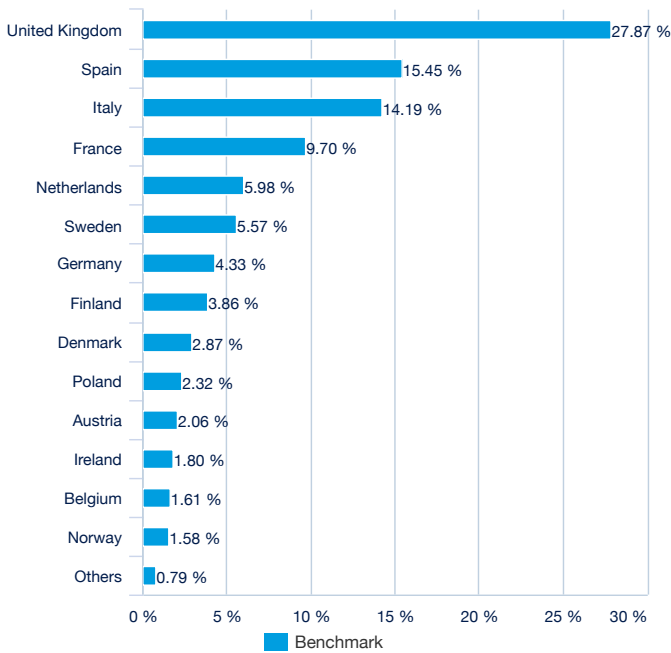
Information (Source: Amundi)

Asset class : **Equity**
 Exposure : **Europe**
 Benchmark index currency : **EUR**
 Holdings : **48**

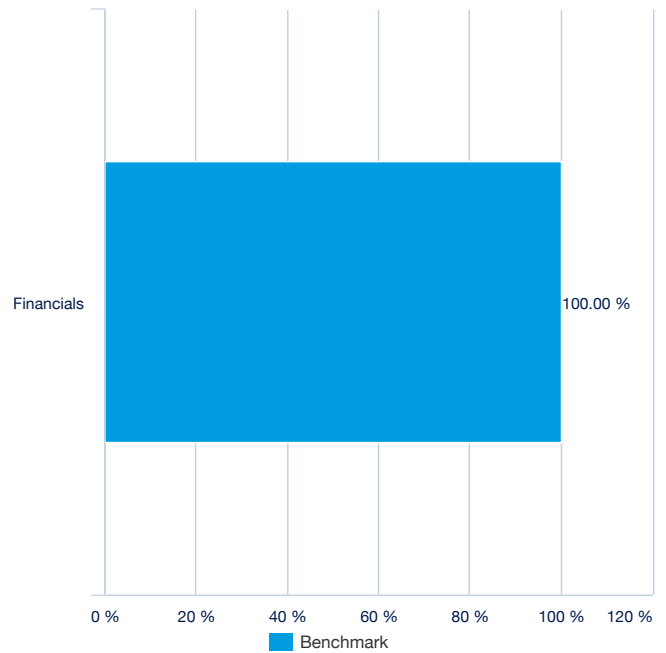
Top 10 benchmark holdings (source : Amundi)

	% of assets (Index)
HSBC HOLDING PLC GBP	15.20%
BANCO SANTANDER SA	6.83%
BNP PARIBAS	6.38%
UNICREDIT SPA	5.78%
INTESA SANPAOLO	5.56%
BANCO BILBAO VIZCAYA ARGENTA	5.37%
ING GROEP NV	5.24%
LLOYDS BANKING GROUP PLC	4.15%
NORDEA BANK ABP	3.86%
BARCLAYS PLC	3.68%
Total	62.05%

Geographical breakdown (Source: Amundi)



Benchmark Sector breakdown (source : Amundi)



EQUITY ■

Principal characteristics (Source : Amundi)

Fund structure	SICAV under Luxembourg law
UCITS compliant	UCITS
Management Company	Amundi Luxembourg SA
Administrator	SOCIETE GENERALE LUXEMBOURG
Custodian	SOCIETE GENERALE LUXEMBOURG
Independent auditor	PRICEWATERHOUSECOOPERS LUXEMBOURG
Share-class inception date	21/03/2024
Date of the first NAV	24/09/2020
Share-class reference currency	EUR
Classification	-
Type of shares	Distribution
ISIN code	LU2082996112
Minimum investment to the secondary market	1 Share(s)
Frequency of NAV calculation	Daily
Management fees and other administrative or operating costs	0.30%
Fiscal year end	September

Listing data (source : Amundi)

Place	Hours	CCY	Mnemo	Bloomberg Ticker	Bloomberg iNAV	Reuters RIC	Reuters iNAV
Deutsche Börse	-	EUR	INDA	INDA GY	INDAEURINAV=SOLA	IND2.DE	SL0ACL

Contact

ETF Sales contact

France & Luxembourg	+33 (0)1 76 32 65 76
Germany & Austria	+49 (0) 800 111 1928
Italy	+39 02 0065 2965
Switzerland (German)	+41 44 588 99 36
Switzerland (French)	+41 22 316 01 51
United Kingdom	+44 (0) 20 7 074 9598
UNITED KINGDOM (Instit)	+44 (0) 800 260 5644
Netherlands	+31 20 794 04 79
Nordic countries	+46 8 5348 2271
Hong Kong	+65 64 39 93 50
Spain	+34 914 36 72 45

ETF Capital Markets contact

Téléphone	+33 (0)1 76 32 19 93
Bloomberg IB Chat	Capital Markets Amundi ETF Capital Markets Amundi HK ETF

ETF Market Makers contact

BNP Paribas	+33 (0)1 40 14 60 01
Kepler Cheuvreux	+33 (0)1 53 65 35 25

Amundi contact

Amundi ETF
90 bd Pasteur
CS 21564
75 730 Paris Cedex 15 - France
Hotline : +33 (0)1 76 32 47 74
info@amundiETF.com

Facilities Agent
Amundi (UK) Limited
41 Lothbury - London
EC2R 7HF - United Kingdom

Index Providers

STOXX Ltd., Deutsche Börse Group and their licensors, research partners or data providers have no relationship to the Amundi Asset Management (the "Licensee"), other than the licensing of the Licensee to "STOXX Europe 600 Banks Index" (the "Index") and the related trademarks. iSTOXX indices are tailored to a customer request or market requirement based on an individualized rule book which is not integrated into the STOXX Global index family.

STOXX, Deutsche Börse Group and their licensors, research partners or data providers do not: -sponsor, endorse, sell or promote the Licensee to insert product designation. - recommend that any person invest in the Sub-Fund or any other securities. -have any responsibility or liability for or make any decisions about the timing, amount or pricing of the Sub-Fund.

- have any responsibility or liability for the administration, management or marketing of the Sub- Fund.

Important information

This document is of an informative, non-contractual and simplified nature. The main characteristics of the funds are mentioned in the legal documentation available on the AMF website or on request made to the main offices of the management company. The legal documentation will be sent to you prior to subscribing to a fund. The duration of the Fund is unlimited. To invest means to assume risks: the values of PPCVM stocks and shares are subject to market fluctuations and investments made may vary both upwards and downwards. Therefore, POCVM subscribers may lose all or part of the capital initially invested. Any person interested in investing in an OPCVM should, preferably prior to subscription, to ensure this is in accordance with their pertaining legislation as well as the tax consequences of such an investment and have knowledge of the valid legal documents of each OPCVM. The source of the data contained in this document is Amundi, unless otherwise mentioned. The date of the data contained herein is that indicated in the MONTHLY REPORT, unless otherwise stated.