

Lyxor Smart Overnight Return - UCITS ETF D-EUR

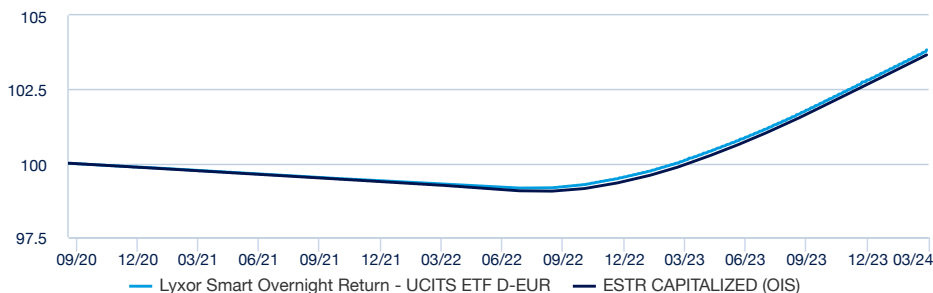
FACTSHEET

Marketing
Communication

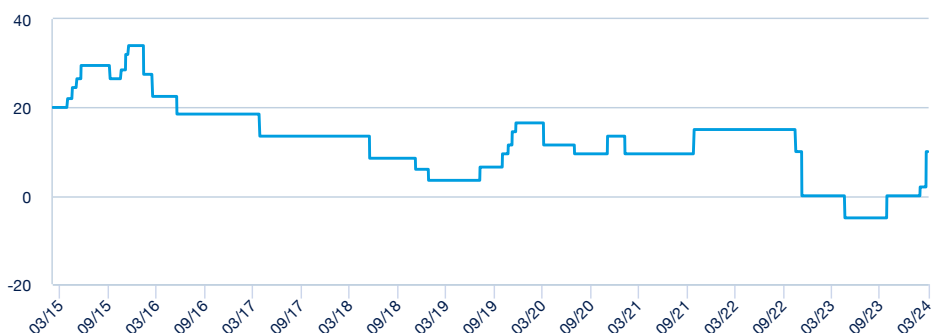
31/03/2024

BONDS ■

PERFORMANCE SINCE INCEPTION (Source : Fund Admin)



NET ANNUALIZED PREMIUM OVER ESTR CAPITALISE (bps)



FUND PERFORMANCES* (Source : Fund Admin)

-	MTD	3 Months	6 Months	YTD	1 Year	3 Years	Since inception
Lyxor Smart Overnight Return - UCITS ETF D-EUR	3.96%	3.94%	3.94%	3.94%	3.75%	1.35%	1.07%
100% ESTR CAPITALISE (OIS)	3.91%	3.92%	3.94%	3.92%	3.73%	1.29%	1.03%

HISTORICAL MONTHLY RETURNS* (Source : Fund Admin)

	Jan	Feb	Mar	Apr	May	Jun	Jul	Aug	Sep	Oct	Nov	Dec	YTD
2020	-	-	-	-	-	-	-	-	-0.38%	-0.49%	-0.43%	-0.46%	-0.45%
2021	-0.41%	-0.46%	-0.44%	-0.50%	-0.44%	-0.47%	-0.50%	-0.44%	-0.47%	-0.51%	-0.38%	-0.45%	-0.46%
2022	-0.40%	-0.43%	-0.43%	-0.46%	-0.41%	-0.43%	-0.39%	0.06%	0.52%	0.78%	1.45%	1.70%	0.13%
2023	1.78%	2.26%	2.73%	3.01%	2.78%	3.40%	3.14%	3.59%	4.02%	3.87%	3.91%	3.91%	3.30%
2024	3.91%	3.91%	3.96%	-	-	-	-	-	-	-	-	-	3.94%

* Source : Fund Admin. All performances are calculated net income reinvested and net of all charges taken by the Sub-Fund. Cumulative returns are calculated on a yearly basis on a 360 days over one period < 1 year and 365 days basis of over one period > 1 year (expressed with the round-off superior).

MAIN FUND CHARACTERISTICS

Legal Structure	SICAV Luxembourgeois
UCITS Compliant	Yes
ISIN Code	LU2082999306
Replication method	Synthétique
Share Class Currency	EUR
Inception Date of the Fund	02/03/2015
NAV per Share at inception	100.1421 (EUR)
Total Expense Ratio p.a	0.05
Total asset	409.76 (M EUR)
Fund Net asset Value	3,080.10 (M EUR)
NAV per Share	101.44 (EUR)
Income	Distribution

Reference Index	100% ESTR CAPITALISE (OIS)
-----------------	----------------------------

FUND FACTS

Total Fund Assets	3,080.10 (million EUR)
NAV per Share	101.44 EUR

Annualized Performance 3.94%

Annualized volatility 0.13%

Counterparty exposure *	
Actual	-1.60%
Target	< 0.00%
Expected loss **	
Actual	-0.01%
Target	< 0.05%

* The sum of counterparty liabilities traded with the fund minus the value of the basket of securities used as guarantees

** Expected loss is the average expected loss in relation to the risk of default of the counterparty, i.e. the Loss Given Default for the affected counterparty times the probability of default of this counterparty. The actual loss may be higher than the expected loss.

Minimum counterparty rating	A-
Rate sensitivity	0

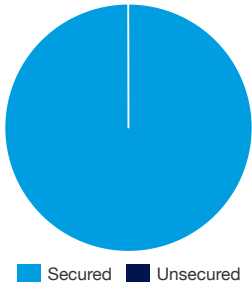
Weighted Average Life	63
Weighted Average Maturity	0

This material has been prepared for informational purposes only and does not constitute an offer, or a solicitation of an offer, to buy or sell any security or instrument, does not constitute an offer of purchase, sale or subscription of financial instruments nor is it a marketing proposal to participate in any investment strategy or an offer of financial services. Any such offer or solicitation may be made only pursuant to the Prospectus or Offering Memorandum. This product may be subject to restrictions with regard to certain persons or in certain countries under national regulations applicable to said persons or in said countries. Amundi Asset Management ("Amundi AM") and its subsidiaries may not be held responsible for the financial or other consequences that may arise from the investment in this product. The information presented in this document is based on market data at a given moment and may change from time to time. Past performances do not guarantee future results.



PORTFOLIO ANALYSIS BY INSTRUMENT TYPE

SECURED VS NON-SECURED LENDING % OF NET ASSETS



Objective and Investment Policy

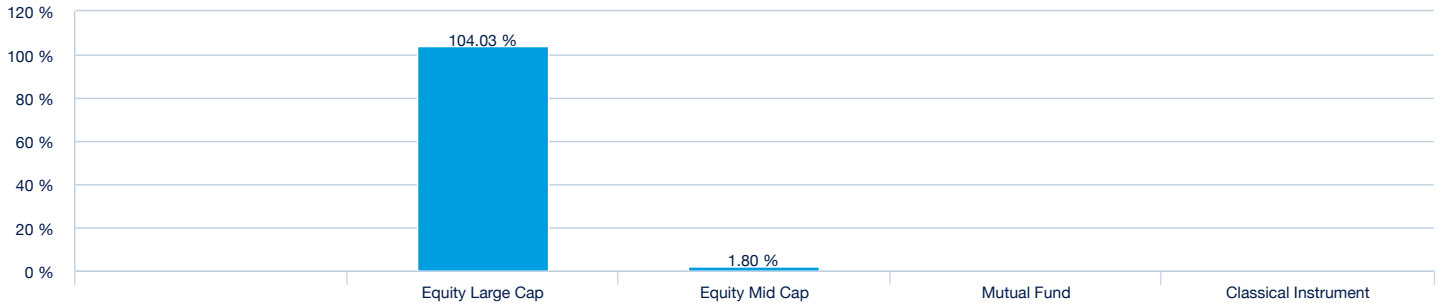
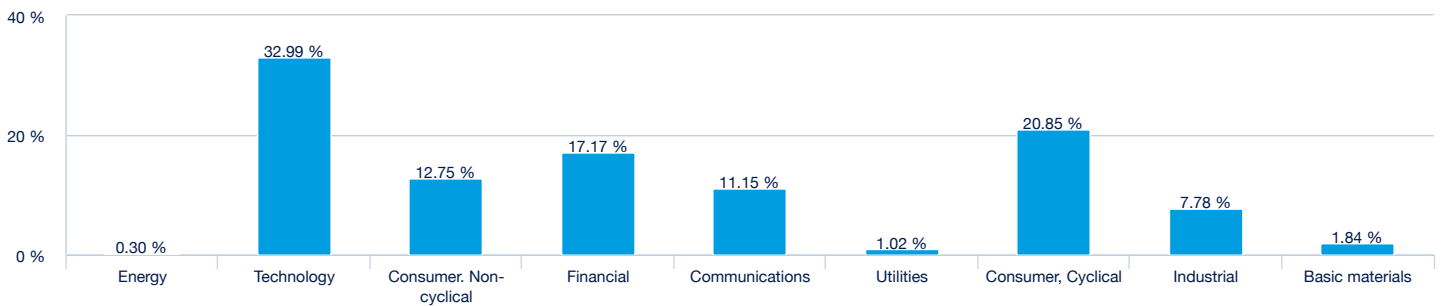
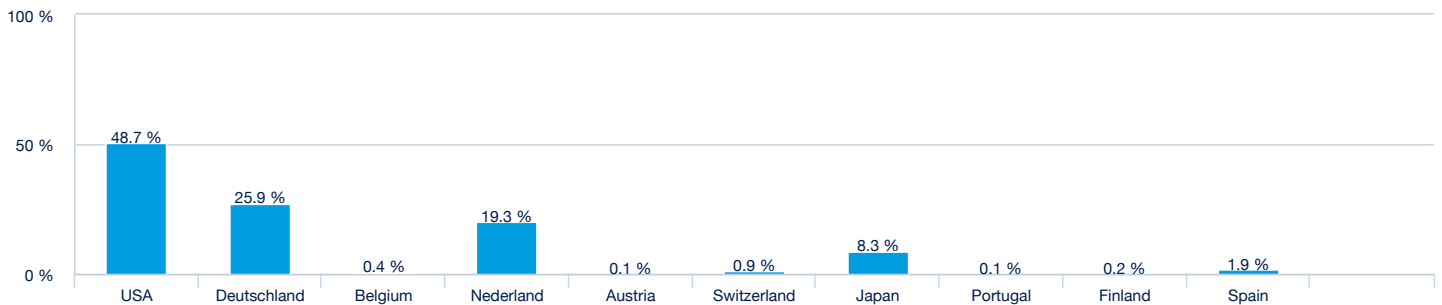
The LYXOR SMART OVERNIGHT RETURN is a UCITS compliant fund that aims to achieve short term returns higher than the benchmark ESTR CAPITALISE.

The fund is actively managed and invests in a diversified portfolio of financial instruments and repurchase agreements, in an environment of a strict risk and liquidity monitoring.

TOP 10 HOLDINGS

Full Name	Weight	Country	Sector	Assets
ASML HOLDING NV	9.06	NL	Technology	Equity
SAP SE / XETRA	7.68	DE	Technology	Equity
FAST RETAILING CO JPY50	3.69	JP	Consumer, Cyclical	Equity
JOHNSON & JOHNSON	3.68	US	Consumer. Non-cyclical	Equity
NVIDIA CORP	3.61	US	Technology	Equity
VOLKSWAGEN AG-PFD	3.53	DE	Consumer, Cyclical	Equity
AMAZON.COM INC	3.53	US	Communications	Equity
ALLIANZ SE-REG	3.46	DE	Financial	Equity
COGNIZANT TECH SOLUTION A	3.06	US	Technology	Equity
STELLANTIS MILAN	2.86	NL	Consumer, Cyclical	Equity

This material has been prepared for informational purposes only and does not constitute an offer, or a solicitation of an offer, to buy or sell any security or instrument, does not constitute an offer of purchase, sale or subscription of financial instruments nor is it a marketing proposal to participate in any investment strategy or an offer of financial services. Any such offer or solicitation may be made only pursuant to the Prospectus or Offering Memorandum. This product may be subject to restrictions with regard to certain persons or in certain countries under national regulations applicable to said persons or in said countries. Amundi Asset Management ("Amundi AM") and its subsidiaries may not be held responsible for the financial or other consequences that may arise from the investment in this product. The information presented in this document is based on market data at a given moment and may change from time to time. Past performances do not guarantee future results.

ANALYSIS OF THE BASKET OF SECURITIES USED AS GUARANTEES**ASSETS CATEGORIES BREAKDOWN****SECTORAL BREAKDOWN OF THE EQUITIES****GEOGRAPHICAL BREAKDOWN OF THE EQUITIES****Listing data (source : Amundi)**

Place	Hours	CCY	Mnemo	Bloomberg Ticker	Bloomberg iNAV	Reuters RIC	Reuters iNAV
Deutsche Börse	9:00 - 17:30	EUR	EGV2	EGV2 GY	CNAVEONI	EGV2.DE	CNAVEONI
Six Swiss Exchange	9:00 - 17:30	CHF	EGV2	SMOR SW	CBEONICH	SMOR.S	CBEONICH

This material has been prepared for informational purposes only and does not constitute an offer, or a solicitation of an offer, to buy or sell any security or instrument, does not constitute an offer of purchase, sale or subscription of financial instruments nor is it a marketing proposal to participate in any investment strategy or an offer of financial services. Any such offer or solicitation may be made only pursuant to the Prospectus or Offering Memorandum. This product may be subject to restrictions with regard to certain persons or in certain countries under national regulations applicable to said persons or in said countries. Amundi Asset Management ("Amundi AM") and its subsidiaries may not be held responsible for the financial or other consequences that may arise from the investment in this product. The information presented in this document is based on market data at a given moment and may change from time to time. Past performances do not guarantee future results.