

This factsheet is as at 28 March 2024 unless otherwise specified.

Xtrackers II EUR Corporate Bond Short Duration SRI PAB UCITS ETF 1C

a sub fund of Xtrackers II

At a Glance

- Direct investment in EUR denominated corporate bonds.
- Investment grade bonds only with maturities between 1 month and 5 years.
- Index excludes issuers with an unfavourable ESG rating as well as issuers involved in business activities that are restricted according to pre-defined Business Involvement Screens.
- Index seeks to align with the objectives of the Paris Agreement and excludes issuers which do not comply with the minimum standards laid out for EU Paris Aligned Benchmarks in the PAB Regulation.

Fund information	
ISIN	LU2178481649
Share class currency	EUR
Fund Currency	EUR
Fund launch date	23 July 2020
Domicile	Luxembourg
Portfolio Methodology	Direct Replication
Sub-Portfolio Manager	DWS Investments UK Ltd
Investment Manager	DWS Investment GmbH
Custodian	State Street Bank International GmbH, Luxembourg Branch
All-in fee ¹	0.16% p.a.
Income treatment	Capitalising
NAV per Share	EUR 44.34
Total Fund Assets	EUR 977.61 Million
Total Shares Outstanding	22.05 Million
Reporting Fund	Yes

¹ Please see additional information / Glossary.

Reference Index key features

The Bloomberg MSCI Euro Corporate SRI 0-5 Year PAB Index aims to reflect the performance of the following market:

- EUR-denominated corporate bonds
 - Investment grade bonds only
 - Bonds with maturities between 1 month and up to but not including 5 years
 - Minimum amount outstanding of EUR 300mn
 - Only bonds issued by companies with a MSCI ESG rating of BBB or above and a MSCI ESG Controversy score of 1 or above are included
 - The index monitors absolute greenhouse gas ("GHG") emissions by setting an initial 50% decarbonization of absolute GHG emissions relative to the parent universe followed by an annual 7% decarbonization trajectory of absolute GHG emissions.
 - Bonds issued by companies involved in the following business lines/activities are excluded: Alcohol, Tobacco, Gambling, Adult Entertainment, Genetically Modified Organisms (GMO), Nuclear Power, Civilian Firearms, and certain Military Weapons as further described in the index exclusion rules.
- Additional information on the Index and the methodology concerning the Bloomberg indices can be found on the website of the index administrator (<https://www.bloombergindices.com/>).

Key Risks

- **The value of your investment may go down as well as up and past performance does not predict future returns. Investor capital may be at risk up to a total loss.**
- Bonds are exposed to credit risk and interest rate risk. There is a risk that the bond issuer may be unable to pay interest or repay the bond principal, resulting in your investment suffering a loss. If interest rates rise, typically the value of the bond will fall, which could also affect the value of your investment.

Listing and trading information			
Exchange	Bloomberg Ticker	Reuters RIC	Trading Currency
London Stock Exchange	XZE5 LN	XZE5.L	GBP
SIX Swiss Exchange	XZE5 SW	XZE5.S	CHF
Xetra	XZE5 GY	XZE5.DE	EUR
Italian Stock Exchange	XZE5 IM	XZE5.MI	EUR

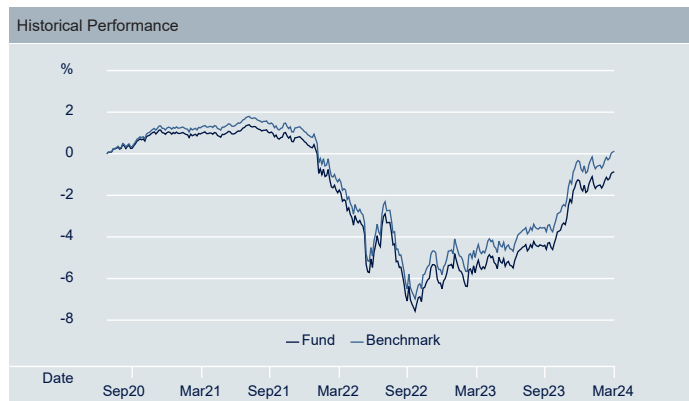
Cumulative performance figures						
	1 Month	3 Months	6 Months	1 Year	3 Years	Annualised Volatility
Share Class	0.71%	0.44%	3.69%	4.96%	-1.77%	2.11%
Index	0.74%	0.50%	3.81%	5.19%	-1.08%	2.07%
Tracking Difference	-0.03%	-0.06%	-0.11%	-0.23%	-0.69%	-
Tracking Error	0.06%	0.03%	0.03%	0.03%	0.04%	-

Calendar year performance figures				
	2021	2022	2023	YTD
Share Class	-0.42%	-7.02%	5.54%	0.44%
Index	-0.15%	-6.80%	5.77%	0.50%
Tracking Difference	-0.28%	-0.21%	-0.23%	-0.06%
Tracking Error	0.03%	0.05%	0.03%	0.03%

Rolling performance figures				
	3/21 - 3/22	3/22 - 3/23	3/23 - 3/24	Since launch
Share Class	-2.63%	-3.88%	4.96%	-0.24%
Index	-2.41%	-3.65%	5.19%	0.03%
Tracking Difference	-0.23%	-0.24%	-0.23%	-0.27%
Tracking Error	0.03%	0.05%	0.03%	0.04%

Past performance does not predict future returns.

THINK ETF. THINK X.



Source: DWS, Index Provider

This factsheet is as at 28 March 2024 unless otherwise specified.

Top 10 ETF constituents		
Security	ISIN	Weight
DEUTSCHE GLOBAL LIQUIDITY SERI	IE00BZ3FDF20	0.40%
BBG01BFVYX8 CREDIT SUISSE GROUP AG 3/29	CH1214797172	0.22%
VODAFONE GROUP PLC 08/26 EUR51520	XS1372839214	0.20%
MICROSOFT CORP 12/28	XS1001749289	0.18%
MEDTRONIC GLOBAL HOLDINGS 03/27 AX498901	XS1960678255	0.17%
RABOBANK 07/25	XS0525602339	0.17%
AT&T INC 5/28	XS2180007549	0.16%
SANOFI-AVENTIS 09/26 EUR32701	FR0012146801	0.16%
SANOFI SA 1.000% 2026-03-21	FR0013324340	0.16%
RICHEMONT INTERNATIONAL HOLDING SA 1.000% 2026-03-26	XS1789751531	0.16%
ETF Fundamentals		
ETF Yield To Maturity	3.83%	
ETF Yield To Worst	3.74%	
ETF Effective Duration	2.39	
ETF Modified Duration	2.37	
Number of Securities in the Fund	1,890	

Source: DWS

Index information	
Index Name	Bloomberg MSCI Euro Corporate SRI 0-5 Year PAB Index
Index Provider	Bloomberg Finance L.P.
Bloomberg Symbol	I35242EU
Index Type	Total Return Gross
Index Base Currency	EUR
Index Rebalance Frequency	Monthly

Source: Index Provider

Further information on Xtrackers

DWS Investments UK Limited
21 Moorfields
London EC2Y 9DB
United Kingdom

Hotline: +44 (0)20 7547 1747
Website: www.Xtrackers.com
E-Mail: Xtrackers@dws.com

Additional Information

A Glossary of Terms is available at Xtrackers.com.

ETF performance is shown on NAV basis, net of fees and index replication costs. Index performance is calculated on a total return basis. Volatility is calculated since launch of the share class.

Disclaimer

This document is intended for information purposes only and does not create any legally binding obligations on the part of DWS Group GmbH & Co. KGaA and/or its affiliates (DWS).

This document has been prepared without consideration of the investment needs, objectives or financial circumstances of any investor. Without limitation, this document does not constitute an offer, an invitation to offer or a recommendation to enter into any transaction.

Before making an investment decision, investors need to consider, with or without the assistance of an investment adviser, whether the investments and strategies described or provided by DWS are appropriate in light of their particular investment needs, objectives and financial circumstances.

Information in this document has been obtained or derived from sources believed to be reliable and current. However, accuracy or completeness of the sources cannot be guaranteed.

This document is not directed to, or intended for distribution to or use by, any person or entity who is a citizen or resident of or located in any locality, state, country or other jurisdiction, including the United States, where such distribution, publication, availability or use would be contrary to law or regulation or which would subject DWS to any registration or licensing requirement within such jurisdiction not currently met within such jurisdiction. Persons into whose possession this document may come are required to inform themselves of, and to observe, such restrictions.

Xtrackers II is an undertaking for collective investment in transferable securities (UCITS) in accordance with the applicable laws and regulations and set up as open-ended investment company with variable capital and segregated liability amongst its respective compartments.

Investors must buy and must usually sell shares in Xtrackers UCITS ETFs on a secondary market with the assistance of an intermediary (e.g. a stockbroker) and may incur fees for doing so. In addition, investors may pay more than the current net asset value when buying shares and may receive less than the current net asset value when selling them. Before making any investment decision, investors should refer to the Risk Factors in the Prospectus and Key Investor Information Document.

Tax treatment of the Xtrackers UCITS ETFs depends on the individual circumstances of each investor.

Xtrackers II is incorporated in the Grand Duchy of Luxembourg, is registered with the Luxembourg Trade and Companies' Register under number B-124.284 and has its registered office at 49, avenue J.F. Kennedy, L-1855 Luxembourg. DWS Investment S.A. acts as the management company of Xtrackers II. The Investment Company may decide to terminate the arrangements made for the marketing of this fund.

Any investment decision in relation to a fund should be based solely on the latest version of the prospectus, the audited annual and, if more recent, un-audited semi-annual reports and the Key Investor Information Document (KIID), all of which are available in English upon request to DWS Investment S.A., 2, Boulevard Konrad Adenauer, L-1115 Luxembourg or on www.Xtrackers.com. A summary of investor rights is available at www.etf.dws.com under "About Us – How to Complain?".

PAST PERFORMANCE DOES NOT PREDICT FUTURE RETURNS.

© DWS Investments UK Limited, 2024. Authorised and regulated by the Financial Conduct Authority.

Index Disclaimer

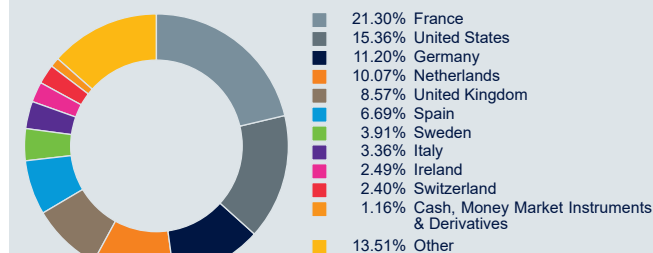
"Bloomberg®" and Bloomberg MSCI Euro Corporate SRI 0-5 Year PAB Index are service marks of Bloomberg Finance L.P. and its affiliates, including Bloomberg Index Services Limited ("BISL"), the administrator of the index (collectively, "Bloomberg") and have been licensed for use for certain purposes by Xtrackers II. Bloomberg is not affiliated with Xtrackers II, and Bloomberg does not approve, endorse, review, or recommend EUR Corporate Bond Short Duration SRI PAB UCITS ETF. Bloomberg does not guarantee the timeliness, accuracy, or completeness of any data or information relating to EUR Corporate Bond Short Duration SRI PAB UCITS ETF.

EUR Corporate Bond Short Duration SRI PAB UCITS ETF

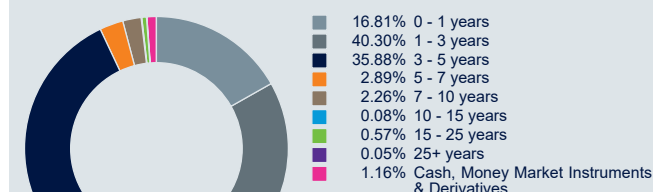
Source: DWS; Moody's

Figures may not always add up to 100.00% due to rounding

ETF Composition by Countries



ETF Composition by Maturities



ETF Composition by Rating

