Amundi Prime UK MID And Small Cap UCITS ETF GBP Dist

FACTSHEET

Marketing Communication

30/09/2026

EQUITY

Objective and Investment Policy

This Sub-Fund is passively managed. The objective of this Sub-Fund is to track the performance of Solactive United Kingdom Mid and Small Cap ex Investment Trust Index, and to minimize the tracking error between the net asset value of the Sub-Fund and the performance of the Index. The anticipated level of the tracking error, under normal market conditions, is indicated in the prospectus of the Sub-Fund. The Index is a Net Total Return Index : dividends net of tax paid by the index constituents are included in the Index return. Solactive United Kingdom Mid and Small Cap ex Investment Trust Index is an equity index representative of the mid and small-cap markets listed and traded in the United Kingdom. More information about the composition of the index and its operating rules are available in the prospectus and at: solactive.de The Index value is available via Bloomberg (SOLUKMSN). The exposure to the Index will be achieved through a Direct Replication, mainly by making direct investments in transferable securities and/or other eligible assets representing the Index constituents in a proportion extremely close to their proportion in the index. The Investment Manager will be able to use derivatives in order to deal with inflows and outflows and also if it allows a better exposition to an Index constituent. In order to generate additional income to offset its costs, the Sub-Fund may also enter into securities lending operations.

Performances from 07/07/2020 to 30/09/2026 (Source : Fund Admin)

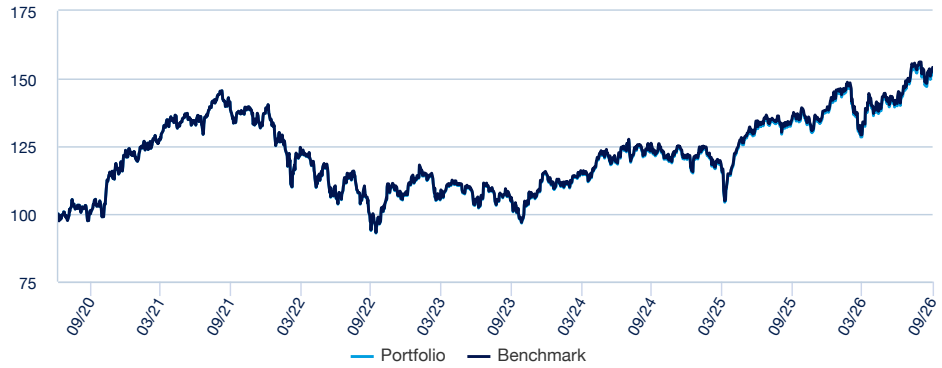

Risk indicators (Source: Fund Admin)

	1 year	3 years	Inception to date *
Portfolio volatility *	16.10%	15.41%	16.97%
Benchmark volatility	16.18%	15.45%	16.99%
Ex-post Tracking Error	0.16%	0.12%	0.11%
Sharpe ratio	0.57	0.51	0.24

* Volatility is a statistical indicator that measures an asset's variations around its average value. For example, market variations of +/- 1.5% per day correspond to a volatility of 25% per year. The higher the volatility, the higher the risk.
The Tracking Error indicator measures the performance's difference between the fund and the benchmark

Cumulative returns* (Source: Fund Admin)

Since	YTD 31/12/2025	1 month 31/08/2026	3 months 30/06/2026	1 year 30/09/2025	3 years 29/09/2023	5 years 30/09/2021	Since 07/07/2020
Portfolio	10.73%	-1.30%	9.28%	12.96%	44.42%	11.25%	52.88%
Benchmark	10.99%	-1.27%	9.50%	13.25%	45.20%	12.11%	54.12%
Spread	-0.26%	-0.02%	-0.22%	-0.28%	-0.78%	-0.87%	-1.24%

Morningstar rating ©

Morningstar Overall Rating © : **3 stars**
Morningstar Category © :
EAA FUND UK MID-CAP EQUITY
Rating date : **30/09/2026**
Number of funds in the category : **107**

Calendar year performance* (Source: Fund Admin)

	2025	2024	2023	2022	2021
Portfolio	13.65%	5.91%	7.37%	-22.98%	14.70%
Benchmark	13.80%	6.04%	7.43%	-22.84%	14.74%
Spread	-0.15%	-0.13%	-0.06%	-0.14%	-0.04%

** Source : Amundi. The above cover complete periods of 12 months for each calendar year.* ***Past performance is no predictor of current and future results and does not guarantee future yield*** *. Any losses or gains do not take into consideration any costs, commissions and fees incurred by the investor in the issue and buyout of the shares (e.g. taxes, brokerage fees or other commissions deducted by the financial intermediary). If performance is calculated in a currency other than the euro, any losses or gains generated can thereby be affected by exchange rate fluctuations (both upward and downward). The discrepancy accounts for the performance difference between the portfolio and the index.*

Amundi Prime UK MID And Small Cap UCITS ETF GBP Dist

FACTSHEET

Marketing Communication
30/09/2026

EQUITY

Risk & Reward Profile (SRRI) (Source: Fund Admin)

1 2 3 4 5 **6** 7

Lower risk, potentially lower rewards
Higher risk, potentially higher rewards

The SRRI represents the risk and return profile as presented in the Key Investor Information Document (KIID). The lowest category does not imply that there is no risk. The SRRI is not guaranteed and may change over time.

We have classified this product as 4 out of 7, which is a medium risk class. This rates the potential losses from future performance at a medium level, and poor market conditions could impact our capacity to pay you. Additional risks: Market liquidity risk could amplify the variation of product performances. This product does not include any protection from future market performance so you could lose some or all of your investment. Beside the risks included in the risk indicator, other risks may affect the Sub-Fund's performance. Please refer to the Amundi Index Solutions prospectus.

Characteristics (source: Amundi)

VL	**D : 25.96 GBP**
Assets Under Management (AUM)	**349.10 (million GBP)**
Management fees and other administrative or operating costs *	**0.05%**
NAV and AUM as of	**30/09/2026**
ISIN code	**D : LU2182388152**
Replication type	**Physical**
Benchmark	**100% SOLACTIVE UNITED KINGDOM MID & SMALL CAP EX INVESTMENT TRUST INDEX**
Type of shares	**Distribution**
Last coupon date	09/12/2025 (GBP)
Last coupon	0.8700 (GBP)
Fund structure	SICAV under Luxembourg law
UCITS compliant	UCITS
Management Company	Amundi Luxembourg SA
Primary Market Maker	BNP Paribas
Administrator	CACEIS Bank, Luxembourg Branch
Custodian	CACEIS Bank, Luxembourg Branch
Independent auditor	DELOITTE AUDIT
Share-class inception date	07/07/2020
First NAV	20.00 (GBP)
Date of the first NAV	07/07/2020
Share-class reference currency	GBP
Minimum investment to the secondary market	1 Share(s)
Frequency of NAV calculation	Daily
Minimum recommended investment period	5 years
Fiscal year end	September
ISA and SIPP Eligible	Yes
UK Distrib/Report Status	Yes

* For more information regarding the full set of fees borne by the fund, please refer to its Key Information Document (KID). Transaction fees and commissions may apply when trading ETFs.

Amundi Prime UK MID And Small Cap UCITS ETF GBP Dist

FACTSHEET

Marketing Communication
30/09/2026

EQUITY

Meet the Team

Lionel Brafman

Head of the Index & Multistrategies team

Pierre Navarre

Portfolio Manager - Index & Multistrategies

Isabelle Lafargue

Co-Portfolio Manager

Index Data (Source : Amundi)

Description of the Index

Solactive United Kingdom Mid and Small Cap ex Investment Trust Index is an equity index representative of the mid and small-cap markets listed and traded in the United Kingdom.

Information (Source: Amundi)

Asset class : **Equity**
Exposure : **Europe**
Benchmark index currency : **GBP**

Holdings : **149**

Top 10 benchmark holdings (source : Amundi)

	% of assets (Index)
BALFOUR BEATTY PLC	2.31%
WPP PLC	2.16%
ROTORK PLC	2.06%
MAN GROUP PLC/JERSEY	1.86%
RS GROUP PLC	1.83%
ROSEBANK INDUSTRIES PLC	1.59%
TAYLOR WIMPEY	1.59%
JOHNSON MATTHEY PLC	1.54%
DRAX GROUP PLC	1.41%
CRANSWICK PLC	1.38%
Total	**17.73%**

For illustrative purposes only and not a recommendation to buy or sell securities.

Geographical breakdown (for illustrative purposes only - Source: Amundi)

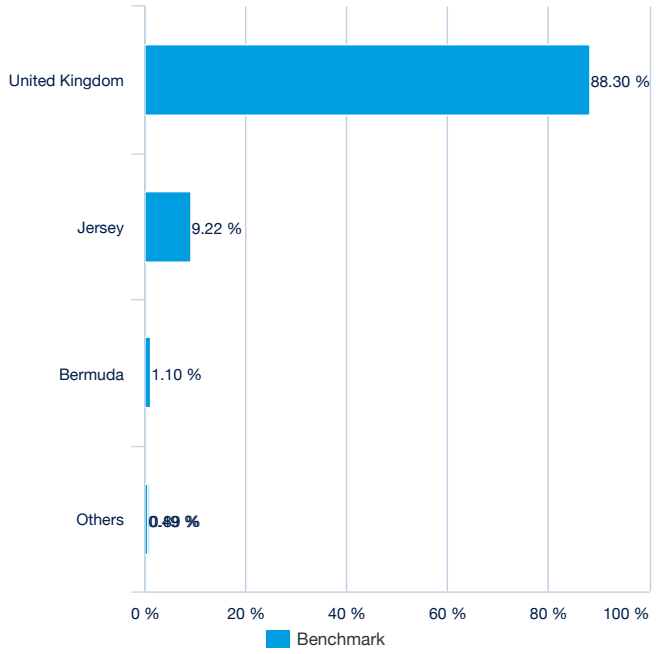

Benchmark Sector breakdown (for illustrative purposes only - Source : Amundi)

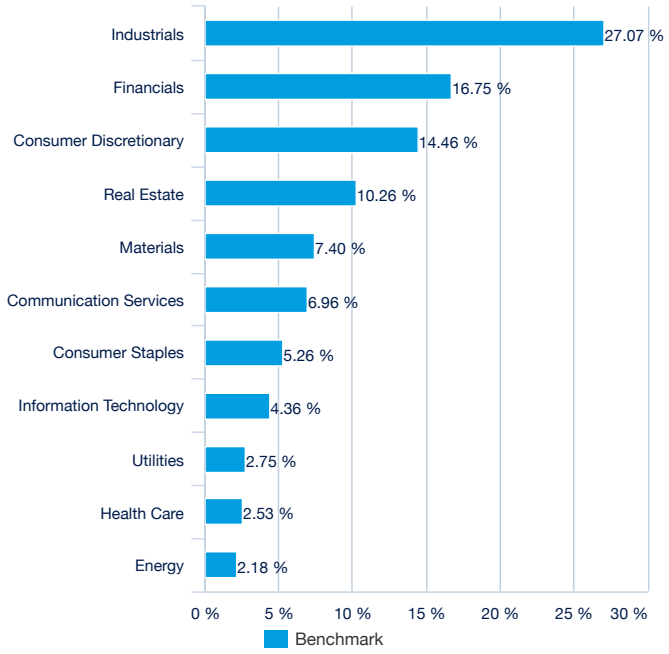

Listing data (source : Amundi)

Place	CCY	Bloomberg Ticker	Bloomberg iNAV	Reuters RIC	Reuters iNAV
LSE	GBP	PRUK LN	-	PRUK.L	-

Contact

ETF Sales contact

France & Luxembourg	+33 (0)1 76 32 65 76
Germany & Austria	+49 (0) 800 111 1928
Italy	+39 02 0065 2965
Switzerland (German)	+41 44 588 99 36
Switzerland (French)	+41 22 316 01 51
United Kingdom	+44 (0) 20 7 074 9598
United Kingdom (Instit)	+44 (0) 800 260 5644
Netherlands	+31 20 794 04 79
Nordic countries	+46 8 5348 2271
Hong Kong	+65 64 39 93 50
Spain	+34 914 36 72 45

ETF Capital Markets contact

Téléphone	+33 (0)1 76 32 19 93
Bloomberg IB Chat	Capital Markets Amundi ETF Capital Markets Amundi HK ETF

ETF Market Makers contact

BNP Paribas	+33 (0)1 40 14 60 01
Kepler Cheuvreux	+33 (0)1 53 65 35 25

Amundi contact

Amundi ETF
90 bd Pasteur
CS 21564
75 730 Paris Cedex 15 - France
Hotline : +33 (0)1 76 32 47 74
info-etf@amundi.com

Facilities Agent
Amundi (UK) Limited
77 Coleman Street London
EC2R 5BJ - United Kingdom

Index Providers

The financial instrument is not sponsored, promoted, sold or supported in any other manner by Solactive AG nor does Solactive AG offer any express or implicit guarantee or assurance either with regard to the results of using the index and/or index trade mark or the index price at any time or in any other respect. The index is calculated and published by Solactive AG. Solactive AG uses its best efforts to ensure that the index is calculated correctly. Irrespective of its obligations towards the issuer, Solactive AG has no obligation to point out errors in the index to third parties including but not limited to investors and/or financial intermediaries of the financial instrument. Neither publication of the index by Solactive AG nor the licensing of the index or index trade mark for the purpose of use in connection with the financial instrument constitutes a recommendation by Solactive AG to invest capital in said financial instrument nor does it in any way represent an assurance or opinion of Solactive AG with regard to any investment in this financial instrument.

Important information

Note on the Fund management company and the fund
Sub-fund of the Luxembourg SICAV Amundi Index Solutions (the 'Sub-fund' or the 'Fund' and the 'SICAV'). The SICAV is an undertaking for collective investment in transferable securities existing under Part I of the Luxembourg law of 17 December 2010, organised as a société dinvestissement à capital variable and registered with the Luxembourg Trade and Companies Register under number B206810. The SICAV has its registered office at 5, allée Scheffer, L-2520 Luxembourg. The Sub-fund has been authorised for public sale by the Commission de Surveillance du Secteur Financier of Luxembourg and in France by the AMF. The SICAV has other Sub-funds which are described in the prospectus. Not all sub-funds will necessarily be registered or authorized for sale in jurisdictions of all investors.

The Fund is described in a Key Information Document (KID), or Key Investor Information Document (KIID) for UK investors, and prospectus. The Funds KID, or KIID for UK investors, must be made available to potential subscribers prior to subscription.
The Funds reference material (KIID, prospectus, annual and semi-annual reports) can be obtained from Amundi on request, or obtained via the amundietf.com website.
In the United Kingdom (the “UK”), this website is being issued by Amundi (UK) Limited, 77 Coleman Street, London EC2R 5BJ, UK. Amundi (UK) Limited is authorised and regulated by the Financial Conduct Authority (“FCA”) and entered on the FCA’s Financial Services Register under number 114503. This may be checked at https://register.fca.org.uk/ and further information of its authorisation is available on request. Each fund and its relevant sub-fund(s) under its respective fund range that is referred to in this website (each, a “Fund”) is a recognised collective investment scheme for the purposes of Section 264 of the Financial Services and Markets Act 2000 (the “FSMA”).
Potential investors in the UK should be aware that none of the protections afforded by the UK regulatory system will apply to an investment in a Fund and that compensation will not be available under the UK Financial Services Compensation Scheme.
Regarding Funds admitted on a regulated market, the listing is subject to a volatility control mechanisms to ensure that the ETF price does not deviate significantly from a reference price set by the listing rules of the relevant regulated market, notably through the implementation of a trading halt mechanism in case of significant deviation from this reference price.

The Fund offers no capital guarantee. Investors may not get back the full amount of their initial investment, particularly in the event that the benchmark index falls. Subscribing to a UCITS may involve risks. Potential investors are advised to read the Funds risk profile, which is described in detail in the prospectus. The amount that is reasonable to invest in the Fund will depend on the personal circumstances of each investor. To determine this amount, investors should take into account their financial situation, personal assets, and current and future requirements, as well as considering their willingness to accept risks or conversely their preference to invest cautiously. Investors are also strongly recommended to sufficiently diversify their investments so as to avoid being exposed solely to the risks of this Fund. Investors should therefore seek advice in this regard from their usual advisors (legal, tax, financial and/or accounting) before purchasing any units of the Fund.
The source of the data contained in this document is Amundi Asset Management unless otherwise stated.

Policy regarding portfolio transparency and warning on secondary market
The policy regarding portfolio transparency and information on the funds assets are available on amundietf.com. Shares purchased on the secondary market cannot usually be sold directly back to the fund. Investors must buy and sell shares on a secondary market with the assistance of an intermediary (e.g. a stockbroker) and may incur fees for doing so. Investors may pay more than the current net asset value when buying shares and may receive less than the current net asset value when selling them.

« Technical net asset values may be calculated and published for any calendar day (excluding Saturdays and Sundays) that is neither a business day nor a transaction day. These technical net asset values are merely indicative and will not be the basis for purchasing, switching, redeeming and/or transferring shares.”