

This factsheet is as at 28 March 2024 unless otherwise specified.

Xtrackers II ESG Global Government Bond UCITS ETF 4D - EUR Hedged

a sub fund of Xtrackers II

At a Glance

- Direct investment in global government bonds from developed markets
- Investment-grade bonds only
- EUR hedged
- Index excludes bonds from issuers with low ESG scores and only includes bonds from issuers considered 'Free' by Freedom House.

Reference Index key features

The FTSE ESG Select World Government Bond Index – DM aims to reflect the performance of the following market:

- Fixed-rate, local currency, investment-grade sovereign bonds only.
 - Exposure across the whole yield curve (minimum time to maturity of 1 year).
 - Universe of eligible bonds must meet certain ESG criteria.
 - Only countries classified as 'Free' by Freedom House are eligible for inclusion.
 - Weights are tilted so the index provides higher exposures to countries that have a higher ESG score, and lower exposures to countries that have a lower ESG score.
- Additional information on the Index and the general methodology behind the indices can be found on the FTSE Russell Index website (<https://www.yieldbook.com/>).

Fund information	
ISIN	LU2385068593
Share class currency	EUR
Fund Currency	EUR
Fund launch date	07 December 2021
Share class launch date	07 December 2021
Domicile	Luxembourg
Portfolio Methodology	Direct Replication
Sub-Portfolio Manager	DWS Investments UK Ltd
Investment Manager	DWS Investment GmbH
Custodian	State Street Bank International GmbH, Luxembourg Branch
All-in fee ¹	0.25% p.a.
Income treatment	Distribution
Currency Hedging	Yes
NAV per Share	EUR 5.86
Total Fund Assets	EUR 66.31 Million
Total Shares Outstanding	4.60 Million
Reporting Fund	Yes

¹ Please see additional information / Glossary.

Key Risks

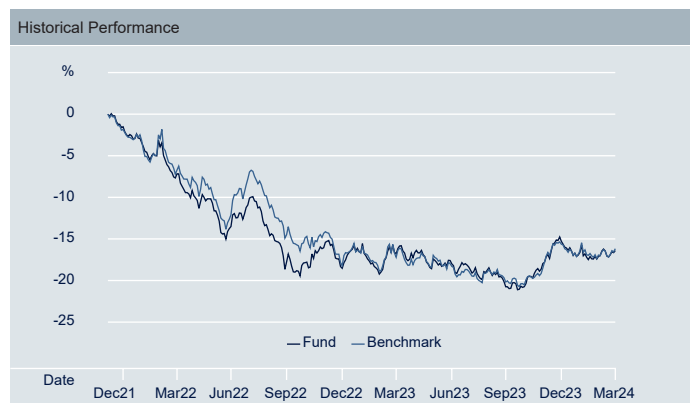
- **The value of your investment may go down as well as up and past performance does not predict future returns. Investor capital may be at risk up to a total loss.**
- The Fund will use financial contracts (known as derivatives) to try to reduce the effect of currency fluctuations between the currency of its assets and the currency of the shares. This may not be effective and may prevent the Fund from benefitting from an increase in value of (or expose a Fund to the decrease in value of) a particular currency.
- Bonds are exposed to credit risk and interest rate risk. There is a risk that the bond issuer may be unable to pay interest or repay the bond principal, resulting in your investment suffering a loss. If interest rates rise, typically the value of the bond will fall, which could also affect the value of your investment.

Listing and trading information			
Exchange	Bloomberg Ticker	Reuters RIC	Trading Currency
Xetra	XZEG GY	XZEG.DE	EUR
Italian Stock Exchange	XZEG IM	XZEG.MI	EUR

Cumulative performance figures					
	1 Month	3 Months	6 Months	1 Year	Annualised Volatility
Hedged Share Class	0.84%	-1.31%	4.89%	0.19%	6.79%
Unhedged Share Class	0.92%	-0.68%	4.43%	0.57%	7.59%
Index	0.93%	-0.64%	4.50%	0.75%	7.43%
Tracking Difference	-0.01%	-0.03%	-0.08%	-0.19%	-
Tracking Error	0.02%	0.02%	0.02%	0.02%	-

Calendar year performance figures				
	2022	2023	YTD	
Hedged Share Class	-17.28%	3.98%	-1.31%	
Unhedged Share Class	-16.84%	2.93%	-0.68%	
Index	-16.68%	3.15%	-0.64%	
Tracking Difference	-0.16%	-0.21%	-0.03%	
Tracking Error	0.03%	0.03%	0.02%	

Rolling performance figures			
	3/22 - 3/23	3/23 - 3/24	Since launch
Hedged Share Class	-10.12%	0.19%	-7.48%
Unhedged Share Class	-10.99%	0.57%	-7.54%
Index	-10.81%	0.75%	-7.37%
Tracking Difference	-0.17%	-0.19%	-0.16%
Tracking Error	0.03%	0.02%	0.03%



Source: DWS, Index Provider

The Index performance, Tracking Error and Tracking Difference calculations are based on the unhedged index and the unhedged share class of the same sub fund, Xtrackers II ESG Global Government Bond UCITS ETF, 1D for all periods.

Past performance does not predict future returns.

THINK ETF. THINK X.

This factsheet is as at 28 March 2024 unless otherwise specified.

Top 10 ETF constituents			
Security	ISIN	Weight	
BBG01BYVNT1 UNITED KINGDO TSY 3.5% 22Oct25 10/25	GB00BPCJD880	0.56%	
BBG01H059G04 UNITED KINGDOM 28 4.5 6/28	GB00BMF9LG83	0.48%	
BBG019Y0YBQ1 UNITED KINGDOM OF GREAT BRITAIN AN 4.125% Jan 29 2027 1/27	GB00BL6C7720	0.46%	
FRANCE (REPUBLIC OF) 05/30	FR0011883966	0.46%	
BBG01BYVMKP2 UNITED KINGDO TSY 3.25% 31Jan33 1/33	GB00BMV7TC88	0.46%	
Republic of France 5/28	FR0013286192	0.46%	
BBG013RQ5VY4 UKT 1 01/31/32 1/32	GB00BM8Z2T38	0.46%	
Republic of France 5/31	FR0012993103	0.44%	
BBG01C6SYFN8 GERMANY (FEDERAL REPUBLIC) 33 2.3 2/33	DE000BU2Z007	0.42%	
Republic of France 5/29	FR0013407236	0.41%	
ETF Fundamentals			
ETF Yield To Maturity	3.50%		
ETF Yield To Worst	3.50%		
ETF Effective Duration	7.57		
ETF Modified Duration	7.54		
Number of Securities in the Fund	1,067		

Source: DWS

Index information	
Index Name	FTSE ESG Select World Government Bond Index – DM
Index Provider	FTSE Fixed Income LLC
Bloomberg Symbol	CFIIESWD
Index Type	Total Return Gross
Index Base Currency	EUR
Index Rebalance Frequency	Monthly

Source: Index Provider

Additional share classes available				
Share Class	ISIN	Currency Hedged	Income	AuM
1D	LU2385068163	-	Distribution	EUR 1.01 mn
2D - GBP Hedged	LU2385068247	GBP	Distribution	EUR 13.66 mn
3D - USD Hedged	LU2385068320	USD	Distribution	EUR 559,832.00
1C	LU2462217071	-	Capitalising	EUR 24.16 mn

Further information on Xtrackers

DWS Investments UK Limited
21 Moorfields
London EC2Y 9DB
United Kingdom

Hotline: +44 (0)20 7547 1747
Website: www.Xtrackers.com
E-Mail: Xtrackers@dws.com

Additional Information

A Glossary of Terms is available at Xtrackers.com.

ETF performance is shown on NAV basis, net of fees and index replication costs. ETF performance includes reinvested dividends. Index performance is calculated on a total return basis. The performance of currency hedged share classes may differ significantly from the performance of the index which is unhedged. Unhedged share class fees may vary from hedged share class fees. Volatility is calculated since launch of the share class.

Disclaimer

This document is intended for information purposes only and does not create any legally binding obligations on the part of DWS Group GmbH & Co. KGaA and/or its affiliates (DWS). This document has been prepared without consideration of the investment needs, objectives or financial circumstances of any investor. Without limitation, this document does not constitute an offer, an invitation to offer or a recommendation to enter into any transaction. Before making an investment decision, investors need to consider, with or without the assistance of an investment adviser, whether the investments and strategies described or provided by DWS are appropriate in light of their particular investment needs, objectives and financial circumstances. Information in this document has been obtained or derived from sources believed to be reliable and current. However, accuracy or completeness of the sources cannot be guaranteed. This document is not directed to, or intended for distribution to or use by, any person or entity who is a citizen or resident of or located in any locality, state, country or other jurisdiction, including the United States, where such distribution, publication, availability or use would be contrary to law or regulation or which would subject DWS to any registration or licensing requirement within such jurisdiction not currently met within such jurisdiction. Persons into whose possession this document may come are required to inform themselves of, and to observe, such restrictions. Xtrackers II is an undertaking for collective investment in transferable securities (UCITS) in accordance with the applicable laws and regulations and set up as open-ended investment company with variable capital and segregated liability amongst its respective compartments. Investors must buy and must usually sell shares in Xtrackers UCITS ETFs on a secondary market with the assistance of an intermediary (e.g. a stockbroker) and may incur fees for doing so. In addition, investors may pay more than the current net asset value when buying shares and may receive less than the current net asset value when selling them. Before making any investment decision, investors should refer to the Risk Factors in the Prospectus and Key Investor Information Document. Tax treatment of the Xtrackers UCITS ETFs depends on the individual circumstances of each investor.

Xtrackers II is incorporated in the Grand Duchy of Luxembourg, is registered with the Luxembourg Trade and Companies' Register under number B-124.284 and has its registered office at 49, avenue J.F. Kennedy, L-1855 Luxembourg. DWS Investment S.A. acts as the management company of Xtrackers II. The Investment Company may decide to terminate the arrangements made for the marketing of this fund.

Any investment decision in relation to a fund should be based solely on the latest version of the prospectus, the audited annual and, if more recent, un-audited semi-annual reports and the Key Investor Information Document (KIID), all of which are available in English upon request to DWS Investment S.A., 2, Boulevard Konrad Adenauer, L-1115 Luxembourg or on www.Xtrackers.com. A summary of investor rights is available at www.etf.dws.com under "About Us – How to Complain?".

PAST PERFORMANCE DOES NOT PREDICT FUTURE RETURNS.

© DWS Investments UK Limited, 2024. Authorised and regulated by the Financial Conduct Authority.

Index Disclaimer

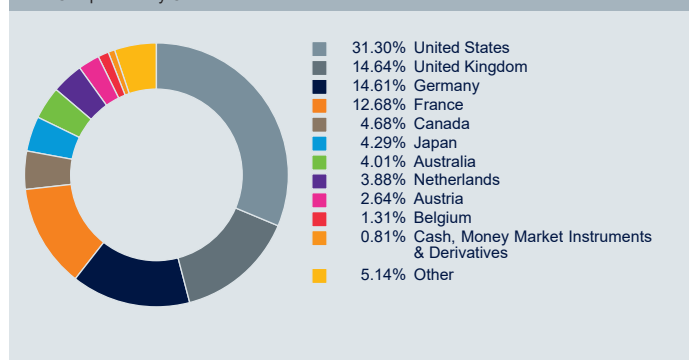
The Fund is not sponsored, endorsed, sold or promoted by FTSE Fixed Income LLC. FTSE Fixed Income LLC gives no warranties regarding the index data, is not responsible for any errors or omissions therein or the results obtained from its use, and shall not be liable for any damages arising out of any use of such data.

ESG Global Government Bond UCITS ETF

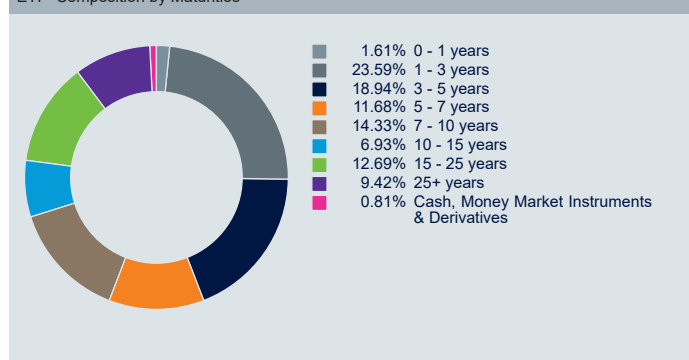
Source: DWS; Moody's

Figures may not always add up to 100.00% due to rounding

ETF Composition by Countries



ETF Composition by Maturities



ETF Composition by Rating

